





































GENERAL CATALOGUE  
**2024**

**edesa**


























# HOBS

										
HORIZONE TECH	CONTINUOUS POWER REGULATION	TIMER	BARBECUE FUNTION	SAFETY THERMOSTAT	32 ZONE	30 ZONE	POWER SELECTION PER ZONE	COOKING FUNCTIONS	SAFETY LOCK	CELERIS PROGRAMME
										
SLIDING CONTROL	STOP&GO	RESIDUAL HEAT INDICATOR	SAFETY GAS SHUT-OFF	AUTO SWITCH ON	TRIPLE RING BURNER	CAST IRON GRILLS				














# OVENS & MICROWAVES

									
4 GLASSES COLD DOOR	3 GLASSES COLD DOOR	PUSH PULL KNOBS	LCD DISPLAY	LED DISPLAY	PULL SYSTEM CLIPABLE PLUS (PSCP)	PULL SYSTEM CLIPABLE (PSC)	45MM TRAY DEPTH	50MM TRAY DEPTH	25MM TRAY DEPTH
									
25L INNER CAPACITY	23L INNER CAPACITY	20L INNER CAPACITY	FAST START	GRILL	PROGRAMMED FUNCTIONS	WITH PLUG			

## Functions

									
TRADITIONAL	UPPER HEAT	BOTTOM HEAT	TRADITIONAL FANNED	FAN BOTTOM HEAT	PREHEATING	TURBO PLUS	FANNED STRONG GRILL	SOFT GRILL	GRILL
									
UPPER HEAT FANNED	SOFT GRILL FANNED	FANNED	TRADITIONAL + TURBO	FANNED + LIGHT	DEFROST	LIGHT	PYROLYSIS	EASY-CLEAN	
									
GRILL	MICROWAVE	MICROWAVE GRILL	HEATING BY FOOD TYPE AND WEIGHT	COOKING BY FOOD TYPE AND WEIGHT	MEMORY	DEFROST BY FOOD TYPE AND WEIGHT			

# HOODS

















										
HIGH EXTRACTION RATE	LIGHT EFFICIENCY	LED LIGHTING	TIMER FUNCTION	TURBO FUNCTION	ECO LED LIGHTING	LIGHTING DIMMER	PERIMETER EXTRACTION	LED BAR LIGHTING	FILTERS SATURATION INDICATOR	WITH PLUG
										
REMOTE CONTROL	AIR RENEWAL									





















## FRIDGES & FREEZERS

										
METAL DUAL NO FROST	FULL NO FROST	INTERIOR/ EXTERIOR LED DISPLAY	LED ARRAY	INTERIOR/EXTE- RIOR LED DIGI- TAL DISPLAY	EASY OPEN HANDLE	LED LIGHTNING	SUITABLE FOR CAMPER	HOLIDAYS FUNCTION	SUPER FUNCTION	WITH PLUG


















## DISHWASHERS

										
INVERTER MOTOR	EXPRESS 90' PROGRAMME	FAST 30' PROGRAMME	DELAY START	GLASS	AUTOMATIC PROGRAM	AUTOMATIC DOOR OPENING	SUITABLE FOR TABLETS ALL IN ONE	TRIPLE SECURITY SYSTEM	10 YEARS WARRANTY	WITH PLUG
										
SILENCE	TOTAL CLEAN	HYGIENE	BOTTLES	3RD CUTLERY RACK	EXTRA DRYING					



## WASHERS & DRYERS

										
CAPACITY	CAPACITY	CAPACITY	CAPACITY	CAPACITY	LED DISPLAY	MY PROGRAMME	DELAY START	REMAINING TIME INDICATOR	WASHING PHASE INDICATOR	10 YEARS WARRANTY
										
REMOVABLE COVER	STEAM PREWASH	WITH PLUG	CLEAN WASHING MACHINE	PRO HYGIENE	RELOAD	INVERTER MOTOR				

## SINKS

										
COUNTERTOP	UNDERMOUNT	25CM DEPTH OF THE BOWL	25CM DEPTH OF THE BOWL	25CM DEPTH OF THE BOWL	ULTRA GROSS STAINLESS STEEL	REVERSIBLE	2 BOWLS	1 BOWL	DRAINING RACK	304 STAINLESS STEEL
										
FOR 80 CM FURNITURE	FOR 60 CM FURNITURE	FOR 50 CM FURNITURE	FOR 45 CM FURNITURE	50 YEARS WARRANTY	RADIUS 10 MM					

## TAPS

						
SINGLE-LEVER	HIGH SPOUT	ROTATORY SPOUT	REMOVABLE SPOUT	SHOWER FUNCTION	ANTI-SCALE AERATOR SYSTEM	5 YEARS WARRANTY

# Welcome

If there is something that we are passionate about, it is knowing that some things can last forever...

For this reason, our priority in Edesa is to accompany you from the same day you choose us. Innovate to maintain that relationship that has united us, and never disappoint you providing new solutions with the idea to respond effectively to your needs, improving your quality of life.

Thanks to this attitude here we show our range of products, so you can choose the ones that best adapt to your liking and needs.

**Because your comfort and satisfaction are our best reward.....**

## Edesa is a lifestyle

It is dynamism and creativity. It is freshness at your home. Edesa is the brand for those who are looking for different options to the current offers in the market.

For those who believe that appliances are also part of home decoration, according to our personality and likings. Closeness, complicity, new trends, lifestyles and creativity are the values that distinguish our brand.

## With 82 years of experience, and still with the emotion of the first day

Edesa deals with the manufacture and sale of household appliances since 1941. It has since been pioneering and a national benchmark in hobs, ovens, washing machines and water heaters.

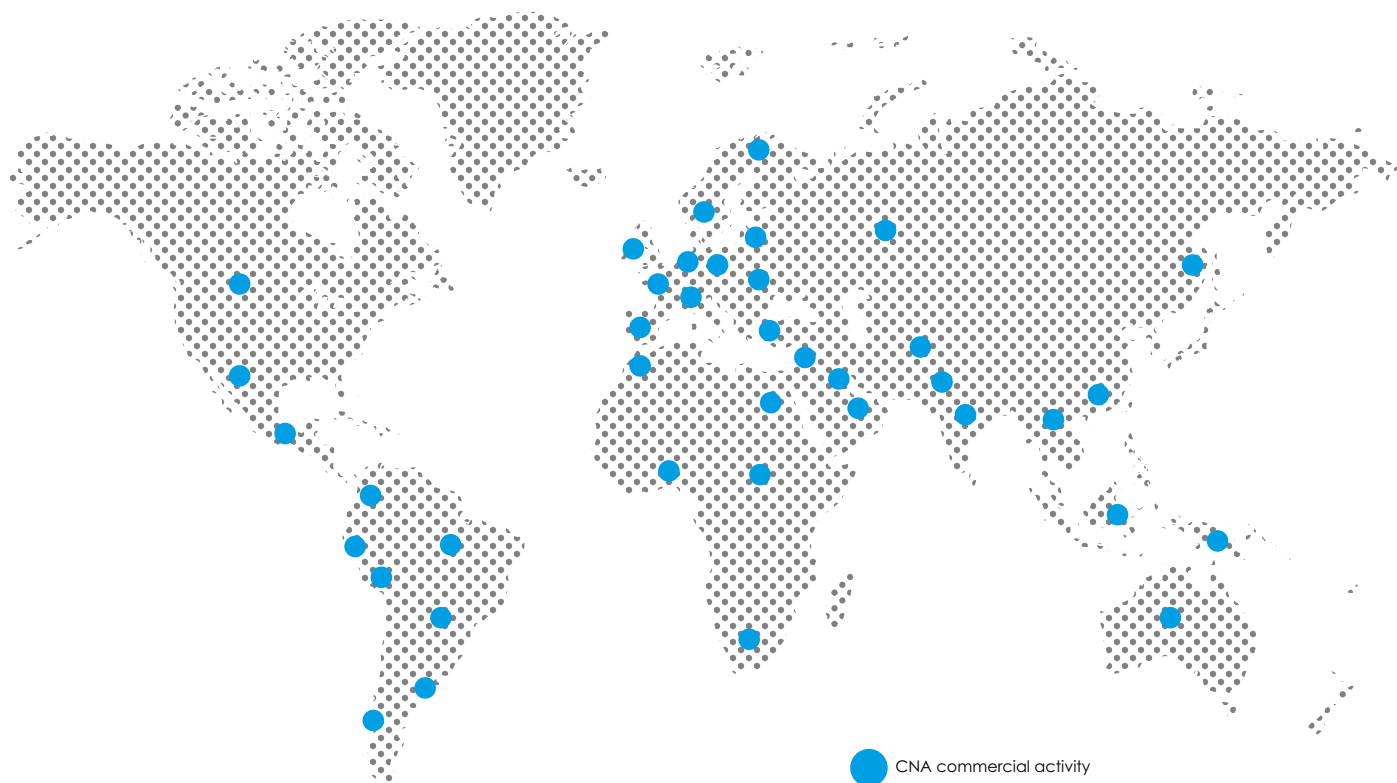
We launch a new range of Edesa domestic appliances with a renewed vitality, and desiring to offer the best of us. We have come to stay, keeping our essence with new projects and solutions for every home.

We seek to be more competitive, more efficient and above all to develop household appliances adapted to the market needs. With innovative designs, offering features according to the market demands and being able to offer a better lifestyle at home.

## Committed with you

Edesa has a clear tendency to satisfy our customer needs offering functional, efficient, reliable and long-lasting products. We wish to accompany you from the first day you choose us.

We are committed to maintain our relationship and to keep working to preserve it providing a continued attention to a society which is constantly moving. Because your comfort and satisfaction are our best reward.



CNA Group is a leading household appliances worldwide manufacturer.

We have been developing our products for more than 70 years and trying to offer an excellent product in both design and performance.



Founded in Barcelona, Spain, in 1947, since then it has been a pioneer in the domestic extraction business with a wide range of products including exhaust fans, conventional and decorative cooker hoods, hobs, ovens, microwaves, taps, sinks, washing machines, dryers, dishwashers, refrigerators, wine coolers, water heaters and equipment with the use of high quality materials treated in an environmentally friendly way and looking forward the energy efficiency.

At present the CNA Group headquarters are based in Madrid. We supply more than 100 customers on daily basis in the five continents and attend them with our wide network of professionals and from our offices in Spain, Uk and Hong Kong.



As part of our commitment with our customers, in CNA Group to achieve excellent quality, latest technology and sustainable products, we invest over 6 million euros per year.

CNA group has an important balance between manufacturing, innovation and diversification, positioning itself with a differentiated industrial model.

With a total of 5 plants in the world and 2.400 employees, the industrial group has a production capacity over 6.5 million units, producing between others, 2 million cooker hoods and becoming one of the main manufacturers in the world. Total surface facilities are over 150.000m2.

We have recently inaugurated new commercial offices and a new showroom in Madrid, the capital of Spain, where we show our latest developments in household appliances.



CNA headquarters showroom in Madrid, Spain.

## 1941

### Edesa's foundation

Leading the national market in terms of manufacturing and selling appliances (water heaters, braziers, stoves and household kitchens).



## 1950

Launch of the first national compression refrigerator, leading sales for more than 15 years.



## 1964

Launch of the super automatic washing machine and rectangular type dryers, according to the structure of the washing machines.



## 2008

Pop, Sport, Romantic, Metallic & Escala Collection.



## 2013

Home & Urban Collection.



## 2014

Incorporation at CNA Group as Edesa Industrial S.L.

**CNA**  
group

## 2011

Zen, Urban & Deluxe Collection.



1941

**Edesa**

1945



1970

**EDESA**

1985

# ONCE UPON A TIME EDESA

**1955**

Butane gas is being introduced for domestic purposes in Spain. Edesa launches kitchens adapted to the new combustible.



**1971**

Begin the dishwashers manufacture and the launch of the fridge-freezer into the market.



**1999**

Edesa experiences a admirable leap going from the 6th to the 4th position in the ranking of the most sold, thanks to an effort to renew the products that changed its catalogue and increased sales in unknown areas like the built-in or the dishwashers.

Edesa is reinforced as a successful brand focused on the Iberian market.

**2018**

Centralization of the CNA Group brands in the new premises in Madrid.

A new stage in Edesa's life and appearance.



**2022**

After more than 80 years we are still

**NEAR YOU**



1999



2018



2019



2022

**edesa**



## **HOBS**

---

**8-53**



## **OVENS & MICROWAVES**

---

**54-81**



## **HOODS**

---

**82-109**



## **FRIDGES & FREEZERS**

---

**110-165**



## **DISHWASHERS**

---

**166-187**



## **WASHERS & DRYERS**

---

**188-203**



## **SINKS**

---

**204-231**



## **TAPS**

---

**232-248**





### HOB WITH INTEGRATED VENTILATION

**EIT-7422 DD B** P. 18  
Cod.: 922272058 EAN: 8422248109659



- » Frontal bevelled induction hob and cooker hood
- » 4 Zone: Two Horizone Tech of 20x40cm (four of 20cm)
- » Touch control panel
- » Preset cooking functions (Keep warm)
- » Stop&Go function
- » Safety lock

**Accessories (Not Included)**  
Plinth recirculating kit Cod. 02800939  
Rectangular duct kit Cod. 02800992

### INDUCTION HOB

**EIM-9530 R** P. 19  
Cod.: 922272056 EAN: 8422248109635



**NEW**

- » Induction hob with rounded edge
- » 5 Zone: One 30 cm and two HorizoneTech 21x40 cm (four 21cm)
- » Multi Slider Touch control panel
- » Preset cooking functions (Keep warm, Melting and Simmering)
- » Stop&Go function
- » Safety lock


**EIM-8430 R** P. 20  
Cod.: 922272057 EAN: 8422248109642



**NEW**

- » Induction hob with rounded edge
- » 4 Zone: One 30 cm, one 18 cm and one Horizone Tech 21x40 cm (two 21cm)
- » Multi Slider Touch control panel
- » Preset cooking functions (Keep warm, Melting and Simmering)
- » Stop&Go function
- » Safety lock

**EIM-6422 B** P. 21  
Cod.: 922272052 EAN: 8422248109581



- » Frontal bevelled induction hob
- » 4 Zone: One of 22 cm, one of 20 cm and two of 18 cm in diameter
- » Multi Slider Touch control panel
- » Preset cooking functions (Keep warm, Melting and Simmering)
- » Stop&Go function
- » Safety lock

### INDUCTION HOB


**EIT-6422 B** P. 22  
Cod.: 922272083 EAN: 8422248355841



**NEW**

- » Frontal bevelled induction hob
- » 4 Zone: One of 21 cm, one of 18 cm and two of 16 cm in diameter
- » Multi Slider Touch control panel
- » AUTO 2 Connectivity with compatible hood
- » Preset cooking functions (Keep warm, Melting y Simmering)
- » Stop&Go function
- » Safety lock
- » Power management

**EIM-6331 HT BQ B** P. 23  
Cod.: 922272055 EAN: 8422248109628



**NEW**


- » Frontal bevelled induction hob
- » 3 Zone: One 30 cm and one Horizone Tech 21x40 cm (two 21 cm)
- » Multi Slider Touch control panel
- » Preset cooking functions (Keep warm and BBQ function)
- » Stop&Go function
- » Safety lock

**EIMS-6332 B** P. 24  
Cod.: 922272040 EAN: 8422248108546



- » Frontal bevelled continuous induction hob
- » 3 Zone: One of 32/18 cm, one of 21 cm and one of 18 cm in diameter
- » Multi Slider Touch control panel
- » AUTO 2 Connectivity with compatible hood
- » Preset cooking functions (Keep warm, Melting and Simmering)
- » Stop&Go function
- » Safety lock

**EIMS-6330 B BK** P. 25  
Cod.: 922272043 EAN: 8422248108584



- » Frontal bevelled continuous induction hob
- » 3 Zone: One of 30/18 cm, one of 21 cm and one of 18 cm in diameter
- » Multi Slider Touch control panel
- » AUTO 2 Connectivity with compatible hood
- » Preset cooking functions (Keep warm, Melting and Simmering)
- » Stop&Go function
- » Safety lock

### INDUCTION HOB


**EIMS-6330 B WH** P. 25  
Cod.: 922272044 EAN: 8422248108676



**NEW**

- » Frontal bevelled continuous induction hob
- » 3 Zone: One of 30/18 cm, one of 21 cm and another of 18 cm in diameter
- » Multi Slider Touch control panel
- » AUTO 2 Connectivity with compatible hood
- » Preset cooking functions (Keep warm, Melting and Simmering)
- » Stop&Go function
- » Safety lock

**EIM-6330 B** P. 26  
Cod.: 922272045 EAN: 8422248109345



- » Frontal bevelled induction hob
- » 3 Zone: One of 30 cm, one of 22 cm and one of 18 cm in diameter
- » Multi Slider Touch control panel
- » Preset cooking functions (Keep warm, Melting and Simmering)
- » Stop&Go function
- » Safety lock

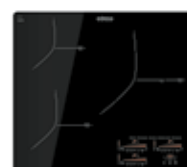
**EIM-6328 B WH** P. 27  
Cod.: 922272048 EAN: 8422248109543



**NEW**

- » Frontal bevelled induction hob
- » 3 Zone: One of 30 cm, one of 22 cm and one of 18 cm in diameter
- » Multi Slider Touch control panel
- » Preset cooking functions (Keep warm, Melting and Simmering)
- » Stop&Go function
- » Safety lock


**EIMS-6330 B** P. 28  
Cod.: 922272066 EAN: 8422248197830



- » Frontal bevelled induction hob
- » Zone: One of 28 cm, one of 22 cm and one of 18 cm in diameter
- » Multi Slider Touch control panel
- » Preset cooking functions (Keep warm, Melting and Simmering)
- » Stop&Go function
- » Safety lock
- » Made in Europe

### INDUCTION HOB

**EIM-6330 B** P. 29  
Cod.: 922272053 EAN: 8422248197823



- » Frontal bevelled induction hob
- » 3 Zone: One of 30 cm, other of 22 cm and other 18 cm diameter
- » Multi Slider Touch control panel
- » Preset cooking functions (Keep warm, Melting and Simmering)
- » Stop&Go function
- » Safety lock
- » Made in Europe

**EIR-6331 B** P. 30  
Cod.: 922272054 EAN: 8422248109604



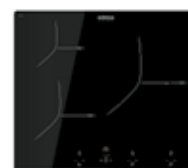
- » Frontal bevelled induction hob
- » 3 Zone: One of 30 cm, one of 22 cm and one of 16 cm in diameter
- » Reset cooking functions (Keep warm, Melting and Simmering)
- » Round Slider Touch control panel
- » Safety lock

**EIS-6330 R** P. 31  
Cod.: 922272046 EAN: 8422248109383



- » Induction hob with rounded edge
- » 3 Zone: One of 30/18 cm, one of 22 cm and one of 18cm in diameter
- » Mono Slider Touch control panel
- » Safety lock

**EIT-6329 B** P. 32  
Cod.: 922272039 EAN: 8422248108416



- » Frontal bevelled induction hob
- » 3 Zone: One of 28 cm, one of 21 cm and one of 16cm in diameter
- » Touch control panel
- » Preset cooking functions (Keep warm, Melting and Simmering)
- » Safety lock
- » Power limiter

### INDUCTION HOB

**EIT-6328 R** P. 33  
Cod.: 922272085 EAN: 8422248355865



**NEW**

- » Induction hob with rounded edge
- » 3 Zone: One of 28/18 cm, one of 22 cm and one of 18cm in diameter
- » Mono Touch control panel
- » Safety lock

**EIS-3220 B** P. 34  
Cod.: 922272047 EAN: 8422248109390



- » Frontal bevelled induction hob
- » 2 Zone: One of 20 cm, other of 18 cm.
- » Mono Slider Touch control panel
- » Preset cooking functions (Keep warm, Melting and Simmering)
- » Stop&Go function
- » Safety lock

**EIS-3220 B** P. 35  
Cod.: 922272082 EAN: 8422248344753




- » Frontal bevelled induction hob
- » 2 Zone: One of 30 cm, other of 21 cm
- » Mono Slider Touch control panel
- » Preset cooking functions (Keep warm, Melting and Simmering)
- » Stop&Go function
- » Safety lock
- » Made in Europe




### VITROCERAMIC HOB

**EVT-6422 R** P. 36  
Cod.: 922272041 EAN: 8422248108553




- » Radiant vitroc ceramic hob with rounded edge
- » 4 Zone: One of 21.5 cm, one of 18.5 cm and two of 15 cm in diameter
- » Touch control panel
- » Safety lock by key combination

**EVT-6328 B** P. 37  
Cod.: 922272049 EAN: 8422248109550



- » Frontal bevelled radiant vitroc ceramic hob
- » 3 Zone: One of 28/22/15.5 cm, one of 18.5 cm and one of 15 cm in diameter
- » Touch control panel
- » Safety lock by key combination

**EVT-6328 R** P. 38  
Cod.: 922272050 EAN: 8422248109567



- » Radiant vitroc ceramic hob with rounded edge
- » 3 Zone: One of 28/22 cm, one of 18.5 cm and one of 15 cm in diameter
- » Touch control panel
- » Safety lock by key combination

**EVT-3220 B** P. 39  
Cod.: 922272064 EAN: 8422248111256



- » Frontal bevelled radiant vitroc ceramic hob
- » 2 Zone: One of 19/12 cm and one 15.5 cm diameter
- » Touch control panel
- » Safety lock by key combination

### 5 ZONES GAS HOB

**EGG-9051 TI TR CI N** P. 40  
Cod.: 922272067 EAN: 8422248198318



- » Natural gas hob with 5 burners
- » Cast iron 3 independent pan supports on tempered glass surface
- » One triple ring burner (4kW), one fast burner, two semi-fast burners and one auxiliary burner
- » Total gas power: 11,5 kW

**EGG-7551 TI TR CI N** P. 41  
Cod.: 922272068 EAN: 8422248198325



- » Natural gas hob with 5 burners
- » Cast iron 3 independent pan supports on tempered glass surface
- » One triple ring burner (4kW), one fast burner, two semi-fast burners and one auxiliary burner
- » Total gas power: 11,5 kW


### 4 ZONES GAS HOB

**EGG-6041 TI TR CI N** P. 42  
Cod.: 922272069 EAN: 8422248198332



- » Natural gas hob with 4 burners
- » Cast iron 2 independent pan supports on tempered glass surface
- » One triple ring burner (4kW), two semi-fast burners and one auxiliary burner
- » Total gas power: 9,75 kW

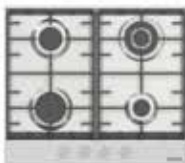
**EGG-6041 TI TR CI B** P. 42  
Cod.: 922272070 EAN: 8422248198349



- » Butane gas hob with 4 burners
- » Cast iron 2 independent pan supports on tempered glass surface
- » One triple ring burner (4kW), two semi-fast burners and one auxiliary burner
- » Total gas power: 9,75 kW

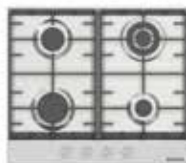
### 4 ZONES GAS HOB

**EGX-6041 TI TR CI N** P. 43  
Cod.: 922272071 EAN: 8422248198363



- » Natural gas hob with 4 burners
- » Cast iron 2 independent pan supports on stainless steel surface
- » One triple ring burner, one fast burner, one semi-fast burner and one auxiliary burner
- » Total gas power: 9,05 kW

**EGX-6041 TI TR CI B** P. 43  
Cod.: 922272072 EAN: 8422248198370



- » Butane gas hob with 4 burners
- » Cast iron 2 independent pan supports on stainless steel surface
- » One triple ring burner, one fast burner, one semi-fast burner and one auxiliary burner
- » Total gas power: 9,05 kW

**EGX-6041 TI N** P. 44  
Cod.: 922272073 EAN: 8422248198387



- » Natural gas hob with 4 burners
- » 2 independent pan supports on stainless steel surface
- » One fast burner, two semi-fast burners and one auxiliary burner
- » Total gas power: 7,5 kW

**EGX-6041 TI B** P. 44  
Cod.: 922272074 EAN: 8422248198400



- » Butane gas hob with 4 burners
- » 2 independent pan supports on stainless steel surface
- » One fast burner, two semi-fast burners and one auxiliary burner
- » Total gas power: 7,5 kW

### 3 ZONES GAS HOB

**EGG-6031 TI TR CI N** P. 45  
Cod.: 922272075 EAN: 8422248198417



- » Natural gas hob with 3 burners
- » Cast iron 2 independent pan supports on tempered glass surface
- » One triple ring burner (4kW), one semi-fast burner and one auxiliary burner
- » Total gas power: 8 kW

**EGG-6031 TI TR CI B** P. 45  
Cod.: 922272076 EAN: 8422248198424



- » Butane gas hob with 3 burners
- » Cast iron 2 independent pan supports on tempered glass surface
- » One triple ring burner (4kW), one semi-fast burner and one auxiliary burner
- » Total gas power: 8 kW

**EGX-6031 TI TR CI N** P. 46  
Cod.: 922272077 EAN: 8422248198431



- » Natural gas hob with 3 burners
- » Cast iron 2 independent pan supports on stainless steel surface
- » One triple ring burner (4kW), one semi-fast burner and one auxiliary burner
- » Total gas power: 8 kW

**EGX-6031 TR CI B** P. 46  
Cod.: 922272078 EAN: 8422248198448



- » Butane gas hob with 3 burners
- » Cast iron 2 independent pan supports on stainless steel surface
- » One triple ring burner (4kW), one semi-fast burner and one auxiliary burner
- » Total gas power: 8 kW

### 2 ZONES GAS HOB

**EGG-3021 TI N** P. 47  
Cod.: 922272079 EAN: 8422248198455



- » Natural gas hob with 2 burners
- » Cast iron pan support on tempered glass surface
- » One fast burner and one auxiliary burner
- » Total gas power: 4 kW

**EGX-3022 TI N** P. 48  
Cod.: 922272080 EAN: 8422248198462



- » Natural gas hob with 2 burners
- » Pan support on stainless steel surface
- » One fast burner and one auxiliary burner
- » Total gas power: 4 kW



## Efficiency, speed and safety

Induction hobs which provide the safety we all are looking for in the kitchen.

Edesa Induction hobs allow you to cook with the minimum energy consumption and the maximum speed, guaranteeing in every moment the security when using.



### Booster programme

Get it ready sooner than expected. Our hobs have a power level that allows to accelerate the cooking in record time.



### Stop&Go

This function enables to interrupt and restart cooking programs to attend to any unexpected event.

When receiving a phone call or attending children, Stop&Go function is perfect, since it can be used in any time when cooking, turning all zones off and restarting cooking with the same settings on your return.



### Timer function

Forget the clock. With the Timer Function you can set the exact cooking length so that the hob warns you and stops when the time passes. A dish will get burned never again!



### Adaptative heating zones

Induction hobs recognize the pot and adjust the power to the surface, maximizing the effectiveness of the cooking. Thus, minimizing heat losses and maximizing savings.



### Giant 32 cm cooking zone

We know that you want that food equally cook on the entire surface of the pan.

Now it is possible with the giant zone of 32cm diameter of our induction hobs. The XXL format inductor of this zone improves its efficiency and allows a uniform and continuous heat distribution. This makes that your paellas, tortillas, crepes and others notably improve.



### Continuous power regulation

Continuous power regulation for stable and accurate power delivery during cooking.



### Safety lock

For young and elderly, safety comes first. Activating the safety locking option of our induction and ceramic hobs the control panel is disabled. Thus, we avoid that the cooking process can accidentally be modified.



### Residual heat indicator

Edesa hobs have a light indicator which warns that a cooking zone is still warm for a few minutes after its use.



### Safety thermostat

The incorporation of the safety thermostat is focused on the protection of the hob to guarantee an even longer lifetime. This system allows to limite the operating temperature of the hob and its components to ensure a stable and a long-lasting operation.

## Automatic disconnection

The control panel for Edesa hobs has been developed to offer an always safe cooking. Thus, the hob is programmed to turn it off if it has been working at the same cooking level and without any modification for a long period.



## Cooking programs



Being aware of users needs has allowed to Edesa to launch new functions adapted to the real demands. With a simple button you can program your induction, so it can cook according to your liking.

**Melting Function:** Set up to cook at 45-55°C to melt butter, chocolate, warm up milk or defrost food.

**Keep Warm Function:** It allows at a temperature of 65-70°C to keep the already-cooked food warm before serving it or slowly warm up cold food (not frozen).

**Simmering Function:** It allows to simmer at a temperature of 85-95°C. Ideal for purée and rice.

## BBQ function

To become a real chef, the Barbecue function will be your ally.

With only one touch, the HoriZone Tech area regulates the power and, together with the special cast iron grill, a much more homogeneous heat is obtained throughout the cooking surface.

This way, vegetables, meat or fish do not lose their juiciness and flavor.

Cast iron grill for barbecue. Dimensions: 455 x 272 x 35 mm - Weight: 4,6 kg

**COD.:** 03002004 **EAN-13:** 8422248080125

**COMPATIBLE MODELS:** EIM-9530 R, EIM-8430 R, EIT-7422 DD B, EIM-6331 HT BQ B



## Connectivity

Enjoy the speed in adjusting the hood thanks to automatic communication with the plate. The extraction power is adjusted according to the temperature of the cooking zones used. You will not need to manually adjust the extraction during cooking and as an option you can control it from the hood panel.

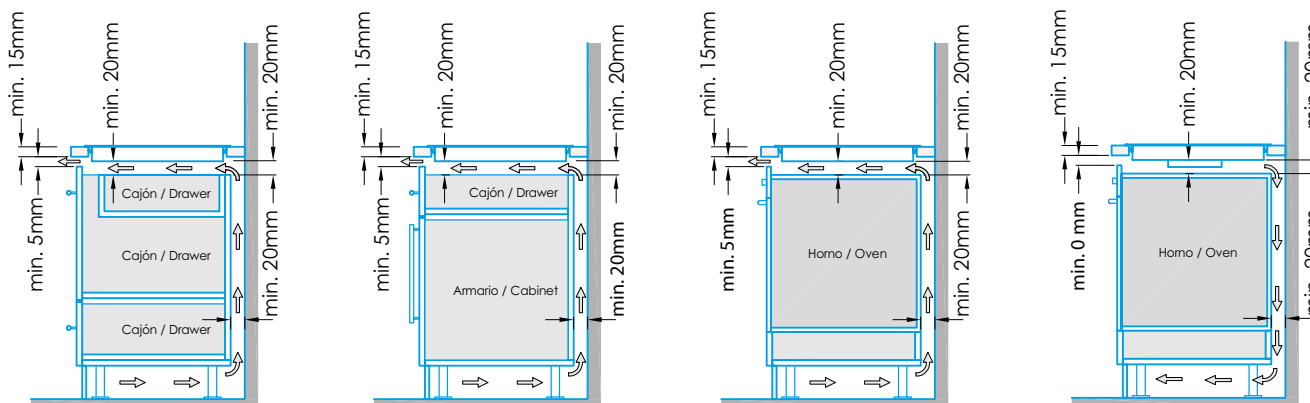
## Power limitation

If your contracted power is less than the maximum power of the induction hob, you will not have problems using it normally since you can limit it to adjust it to the contracted power.

## Installation without front slot

Thanks to its new ventilation system, it is no longer necessary to leave a front ventilation slot, allowing you to make the most of the space. Models EIT 6422 and EIT 6328 R.

### INSTALLATION DIAGRAM FOR INDUCTION HOBS



### MINIMUM DISTANCES FOR THE CORRECT VENTILATION

### Surface suction

Save space and enjoy maximum efficiency, with the new flexible countertop and integrated surface hood. With its powerful extractor hood, you will quickly extract directly from where the vapors and fumes are generated. Kitchen is in its 4 areas, convertible into two large double areas, without any fear that the fumes from the cooking will invade your home.



### Flexibility or large format? Everything with Edesa

From hobs designed for small spaces, with two cooking zones and simple control panels, to XXL zones to cook an exquisite paella with friends.

And if you are looking for something flexible and adapted to your daily needs, the HoriZone Tech is the best option.



### HoriZone<sup>TECH</sup>

It is a flexible cooking concept. This cooking module offers twice the possibilities, combining both zones together or using them independently.

When combined, it allows us to use rectangular grilling/barbecue pans and to cook fish.

This area allows using one or several pots, of any shape and size, at the same time.

Throughout its 800cm<sup>2</sup> surface it is provided a uniform temperature for optimal cooking.

This area adapts the uniform distribution of heat to the diameter of the pot you place. Thus, never mind if you boil pasta for 3 or 7, the area will always adapt to your needs.

### Variety of designs

We are delighted you can choose what best fits you with Edesa. For that reason, we want you to select the design you like the most: aluminum frame, front bevel or rounded edges.



FRONT BEVEL



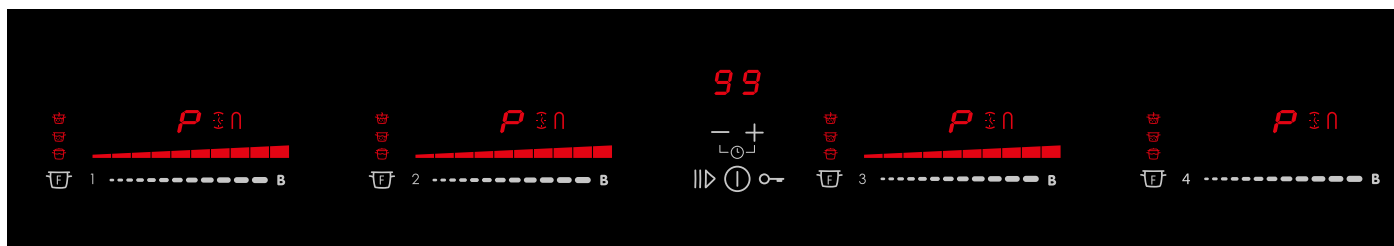
ROUNDED

## Easy control panels, one control per zone or centralized

Control panels of this range of products have been designed with the same intuitive pattern in order to facilitate cooking.

Choose the one you like most: A control for each zone that allows you to quickly and effectively use the hob or, if you prefer a more minimalist design, choose a control panel with the centralized power selector, with a simple and intuitive operation.

Apart from the basic control system, which allows to control the power per zone or centralized through the "-" and "+" buttons, Edesa has developed a whole range of slider controls. It will seem that you are using your mobile phone!




### Multi Slider Touch

This system with individual slider control allow to display in every moment the level of power and the timing for each cooking zone. Among the most special functions of this control panel, we highlight the preset cooking functions as well as the barbecue function for the most exclusive models.




### Round Slider Touch

This system allows to control the power levels by means of a single round slider control. Models with this control panel also include preset cooking functions, together with the rest of general functions.



### Mono Slider Touch

From a single linear slider control, it can be selected the power and time of our hob.



### Mono-touch

This system allows you to control the power and time selection of our hob from a single touch control.





## Super slim finish

Our gas hobs with the most premium stainless-steel surface of our range have an ultra-thin finishing in order for the insert is visually slimmer, becoming a product with slim and minimalist lines.

Edesa looks for elegance and functionality in the details.

## Triple ring burner



Edesa offers a wide range of gas hobs, both with tempered glass and stainless-steel finishing.

The majority of our models are equipped with a powerful 4 kW triple crown burner for improved speed and efficiency when cooking.

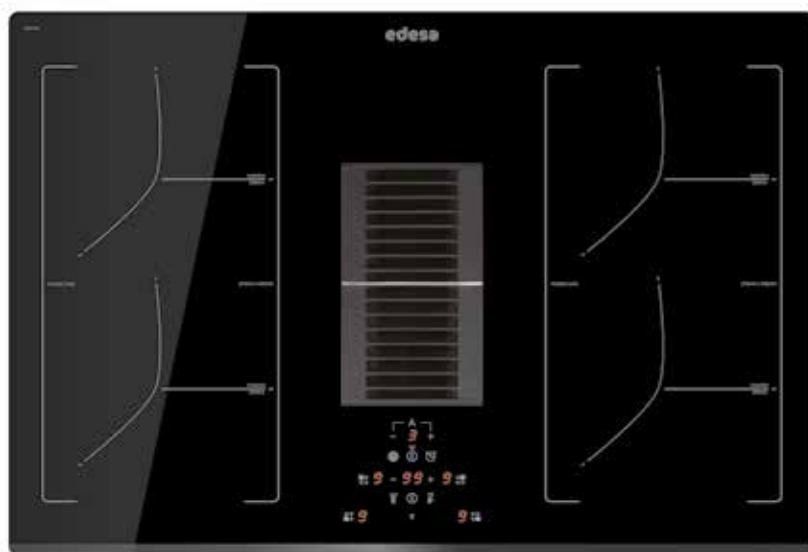
## More solid, stronger and resistant grills



Gas hobs of this range are equipped with high stability cast iron grills which provide higher strength and durability when cooking.

The entire gas cooker range has large grates that offer greater safety when moving pans, since they are more robust and perfect for large pans.





**EIT-7422 DD B** Belvelled

**Cod.: 922272058 - EAN: 8422248109659**

03002004

Cast iron grill for barbecue



**Induction Zone:**

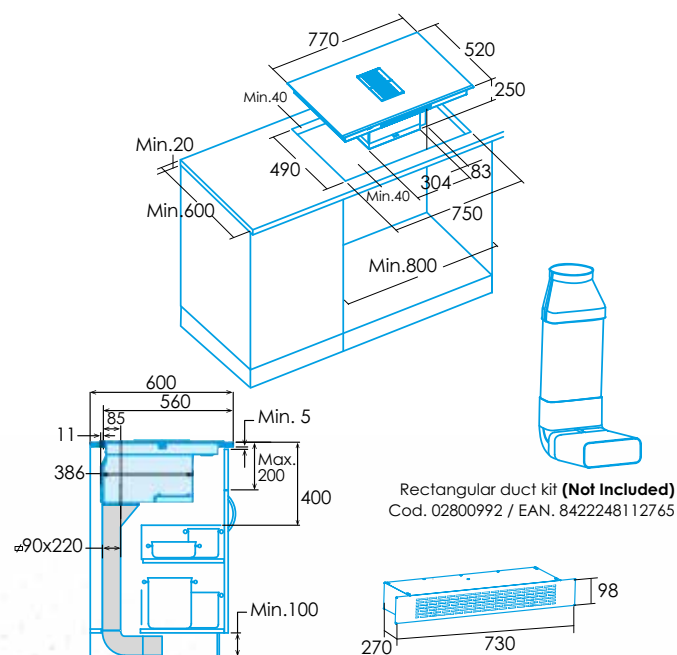
- » Frontal bevelled induction hob and automatic cooker hood
- » 4 Zone: 21x20 cm. HoriZone: 21x40 cm
- » Touch control panel
- » Centralized power selector, with 9 levels and Booster
- » Timer selector
- » Preset cooking functions (Keep warm)
- » Stop&Go function
- » Safety lock
- » Residual heat indicator
- » Max. Power: 7,35 kW

**Extraction:**

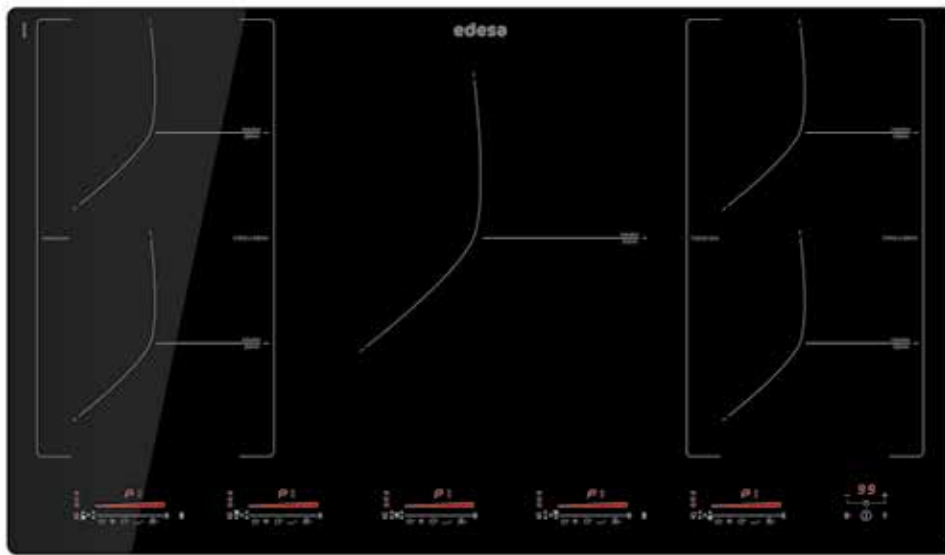
- » A energetic efficiency class
- » Surface extraction
- » 5 extraction levels and booster
- » Touch control panel
- » 135 W Brushless motor, BLDC
- » Max / Min extraction rate: 542 / 199 m<sup>3</sup>/h
- » Max / Min noise levels: 67 / 45 dB(A)
- » Timer function for automatic switch-off
- » Filter saturation indicator
- » Standard metallic filter with plastic handle washable in dishwasher

### Accessories (Not Included)

- » Plinth recirculating kit Cod. 02800939 / EAN. 8422248080330  
» Rectangular duct kit Cod. 02800992 / EAN. 8422248112765



\* measurements in mm



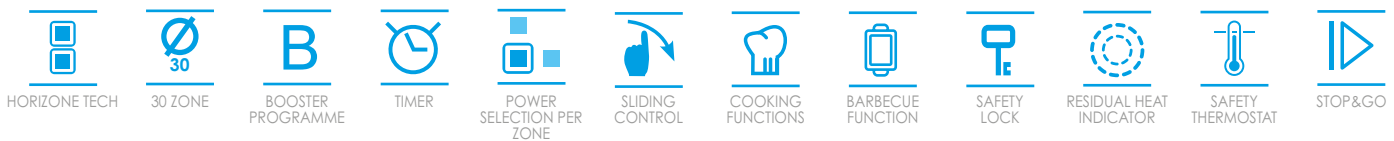
#### EIM-9530 R Rounded

NEW

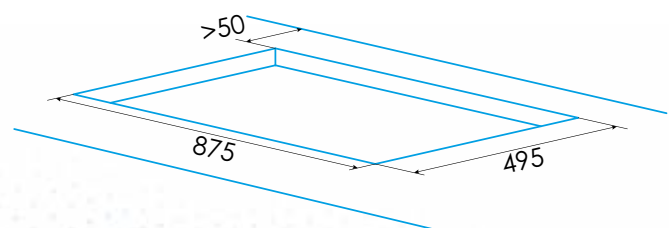
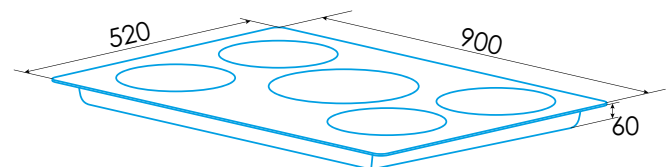
Cod.: 922272056 - EAN: 8422248109635

03002004

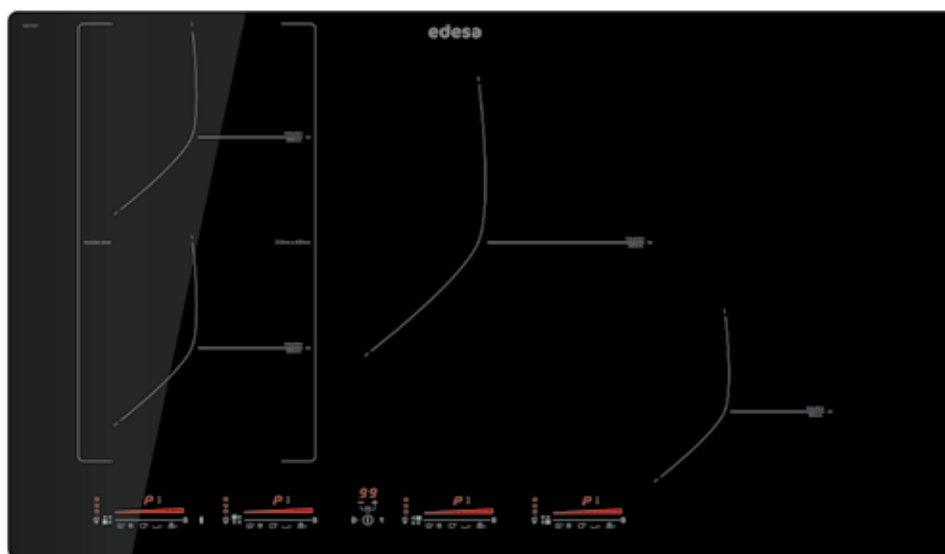
Cast iron grill for barbecue



- » Induction hob with rounded edge
- » 5 Zone: Four of 21x20 cm. One of 30 cm. Two Horizone: 21x40 cm
- » Multi Slider Touch control panel
- » Individual power selector per cooking zone, with 9 levels and Booster
- » Timer selector
- » Preset cooking functions (Keep warm, Melting and Simmering)
- » Stop&Go function
- » Safety lock
- » Residual heat indicator
- » Max. Power: 9 kW



\* measurements in mm



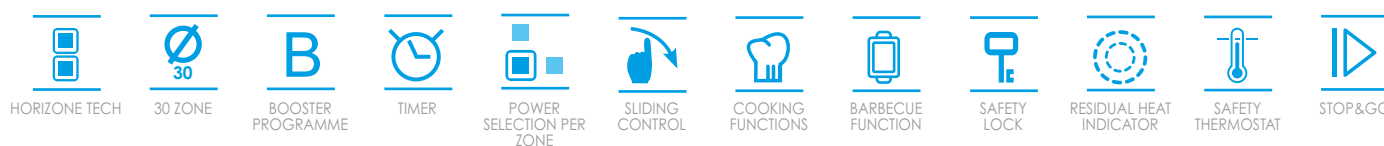
#### EIM-8430 R Rounded

**NEW**

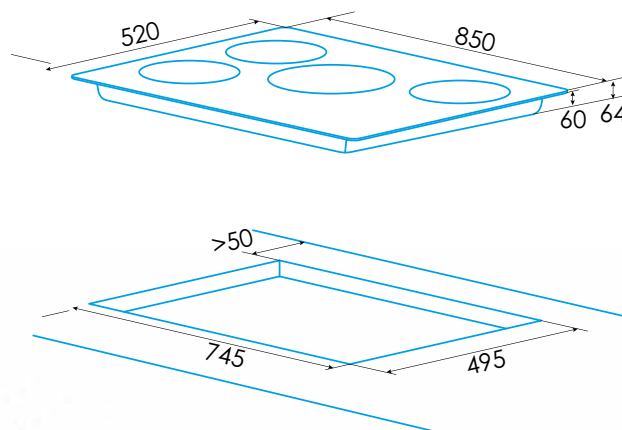
Cod.: 922272057 - EAN: 8422248109642

**03002004**

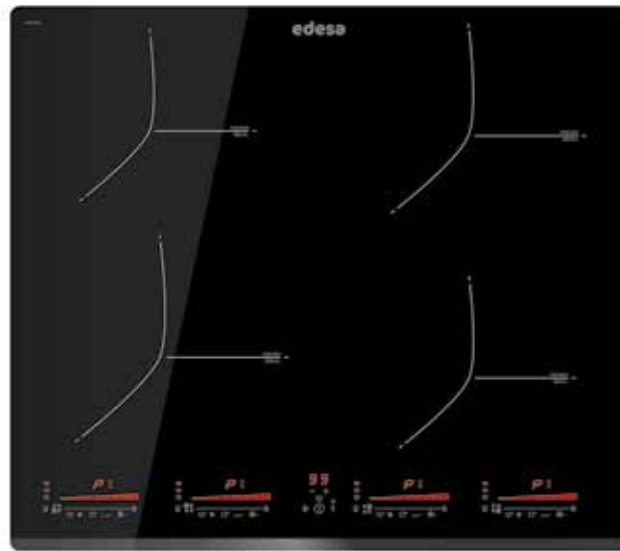
Cast iron grill for barbecue



- » Induction hob with rounded edge
- » 4 Zone: Two of 21x20 cm. One of 30 cm. One of 18 cm.  
Horizone: 21x40 cm
- » Multi Slider Touch control panel
- » Individual power selector per cooking zone, with 9 levels and Booster
- » Timer selector
- » Preset cooking functions (Keep warm, Melting and Simmering)
- » Stop&Go function
- » Safety lock
- » Residual heat indicator
- » Max. Power: 7,2 kW



\* measurements in mm

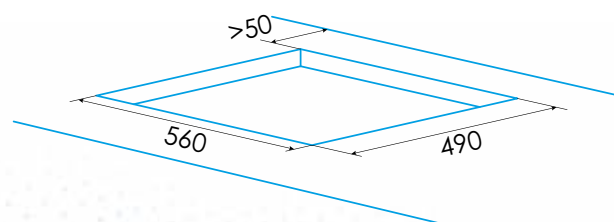
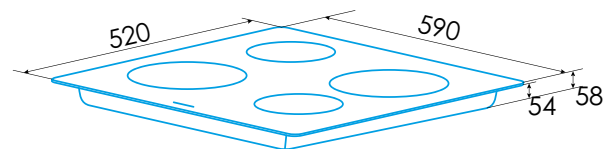


#### EIM-6422 B Front bevel

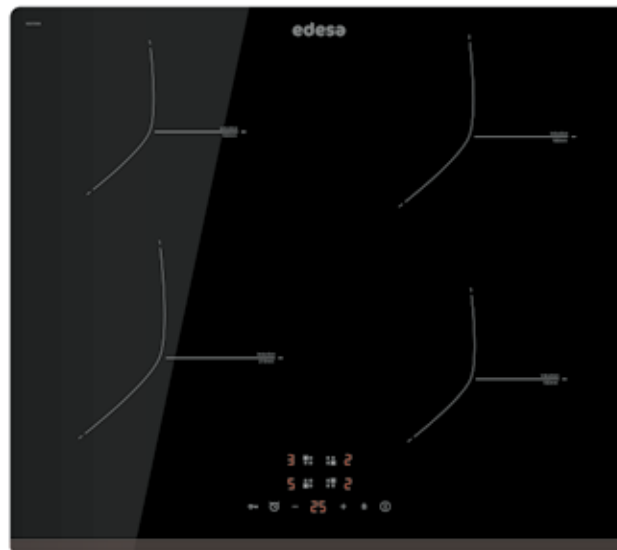
Cod.: 922272052 - EAN: 8422248109581



- » Frontal bevelled induction hob
- » 4 Zone: One of 22 cm, one of 20 cm and two of 18 cm diameter
- » Multi Slider Touch control panel
- » Individual power selector per cooking zone, with 9 levels and Booster
- » Timer selector
- » Preset cooking functions (Keep warm, Melting and Simmering)
- » Stop&Go function
- » Safety lock
- » Residual heat indicator
- » Max. Power: 7,2 kW



\* measurements in mm



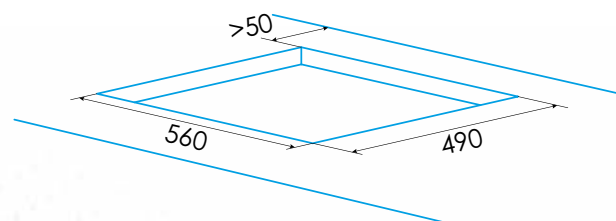
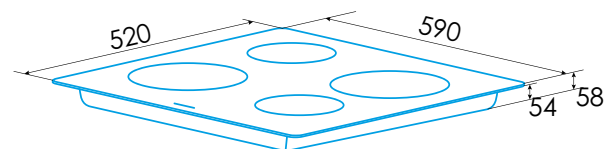
#### EIT-6422 B Front bevel

**NEW**

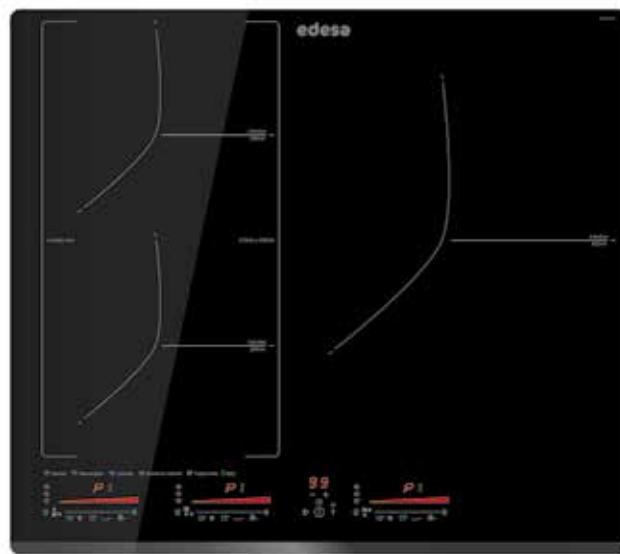
Cod.: 922272083 - EAN: 8422248355841



- » Frontal bevelled induction hob
- » 4 Zone: One of 21 cm, one of 18 cm and two of 16 cm diameter
- » Touch control panel
- » AUTO 2 connectivity with compatible cooker hood
- » Individual power centralized, with 9 levels and Booster
- » Timer selector
- » Preset cooking functions (Keep warm, Melting and Simmering)
- » Stop&Go function
- » Safety lock
- » Residual heat indicator
- » Power management. Max.
- » Power: 7 kW
- » Installation without front slot



\* measurements in mm



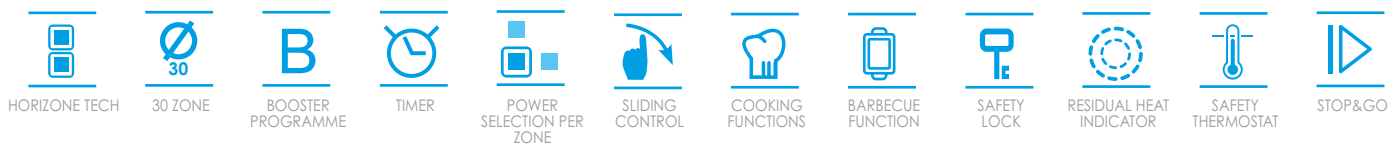
**03002004**

Cast iron grill for barbecue

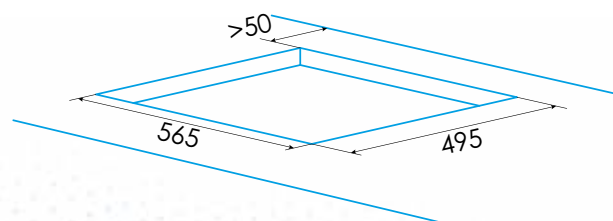
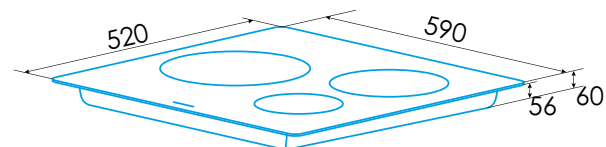
#### EIM-6331 HT BQ B Front bevel

**NEW**

Cod.: 922272055 - EAN: 8422248109628

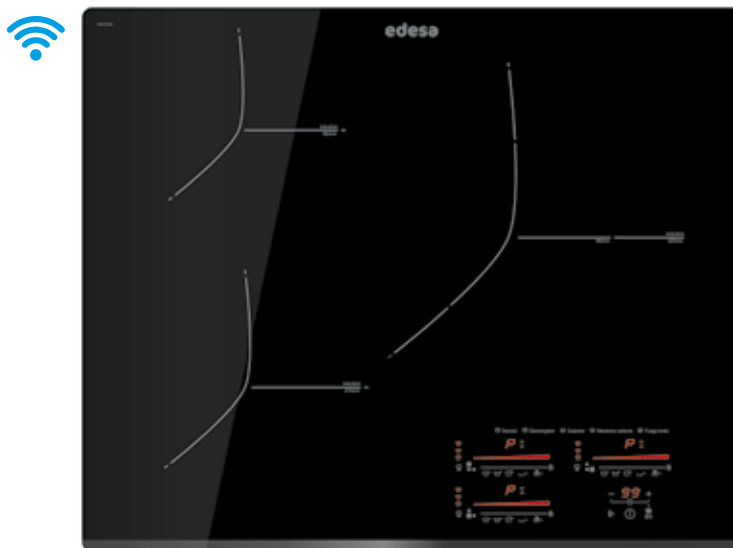


- » Frontal bevelled induction hob
- » 3 Zone: One of 30 cm and one Horizone of 21x40 cm (two of 21x20 cm)
- » Multi Slider Touch control panel
- » Individual power selector per cooking zone, with 9 levels and Booster
- » Timer selector
- » Preset cooking functions (Keep warm and BBQ function)
- » Stop&Go function
- » Safety lock
- » Residual heat indicator
- » Max. Power: 7 kW



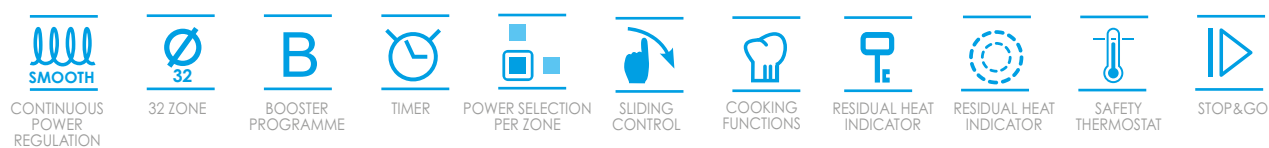
\* measurements in mm



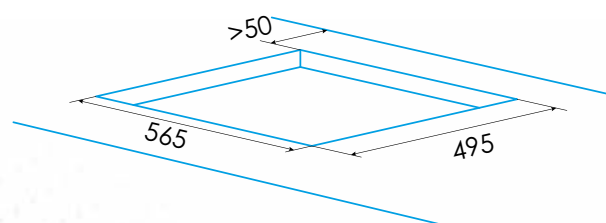
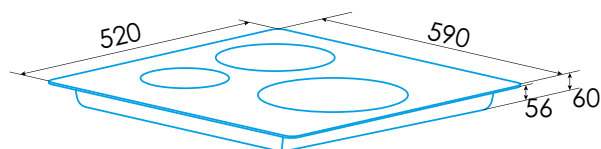


#### EIMS-6332 B Front bevel

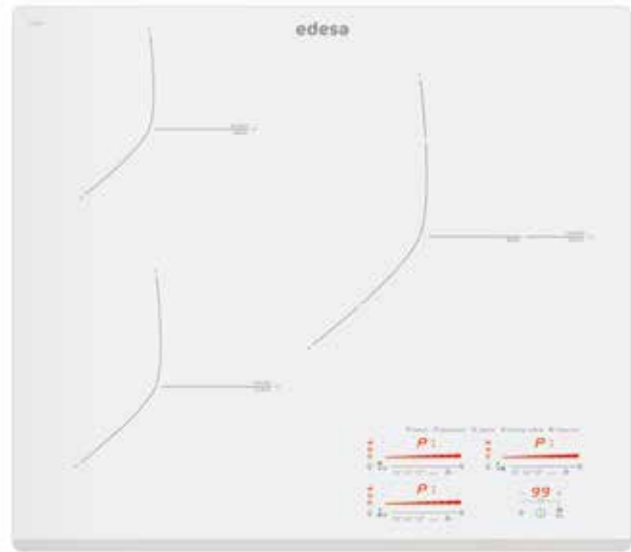
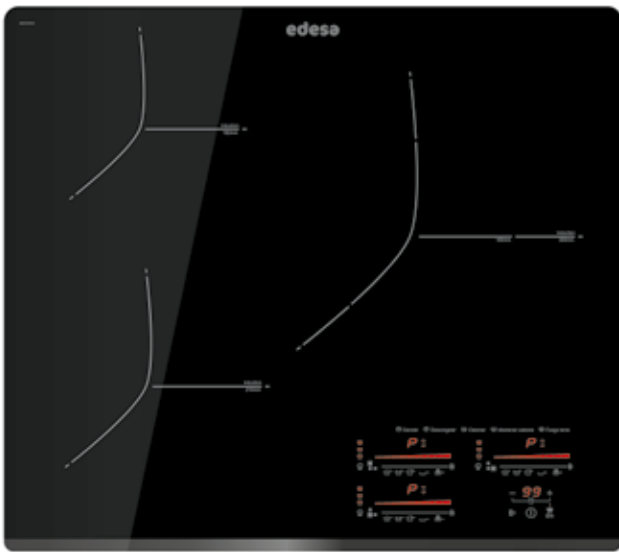
Cod.: 922272040 - EAN: 8422248108546



- » Smooth power induction hob with frontal bevel
- » 3 Zone: One of 32/18 cm, one of 21 cm and one 18 cm diameter
- » Multi Slider Touch control panel
- » AUTO 2 connectivity with compatible cooker hood
- » Individual power selector per cooking zone, with 9 levels and Booster
- » Preset cooking functions (Keep warm, Melting and Simmering)
- » Power limitation function Max. Power 7,1 kW
- » Stop&Go function
- » Timer selector
- » Safety lock
- » Residual heat indicator



\* measurements in mm



#### EIMS-6330 B BK Front bevel

Cod.: 922272043 - EAN: 8422248108584

#### EIMS-6330 B WH Front bevel

Cod.: 922272044 - EAN: 8422248108676

**NEW**



CONTINUOUS  
POWER  
REGULATION



30 ZONE



BOOSTER  
PROGRAMME



TIMER



POWER SELECTION  
PER ZONE



SLIDING  
CONTROL



COOKING  
FUNCTIONS



SAFETY LOCK



RESIDUAL HEAT  
INDICATOR

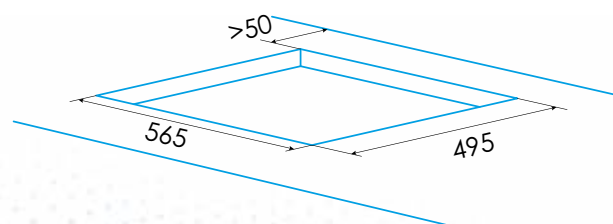
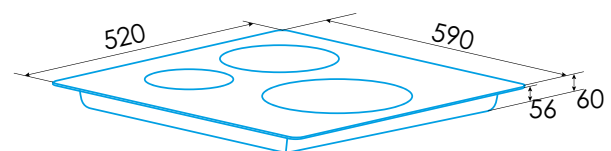


SAFETY  
THERMOSTAT

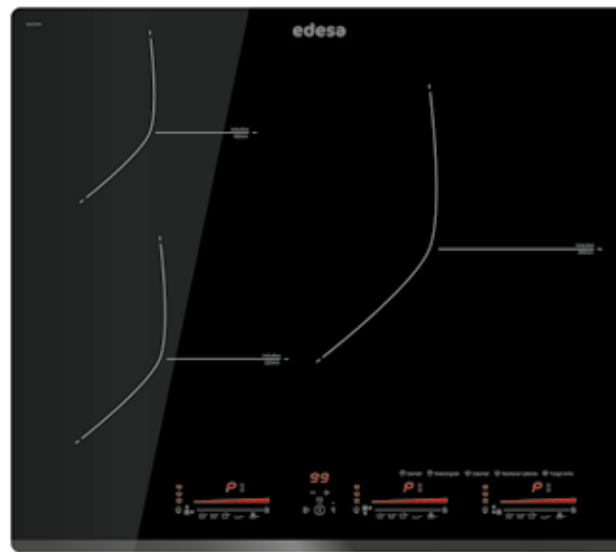


STOP&GO

- » Smooth power induction hob with frontal bevel
- » 3 Zone: One of 30/18 cm, one of 21 cm and one of 18 cm diameter
- » Multi Slider Touch control panel
- » AUTO 2 connectivity with cooker hood
- » Individual power selector per cooking zone, with 9 levels and Booster
- » Timer selector
- » Preset cooking functions (Keep warm, Melting and Simmering)
- » Power limitation function Max. Power 7,1 kW
- » Stop&Go function
- » Safety lock
- » Residual heat indicator

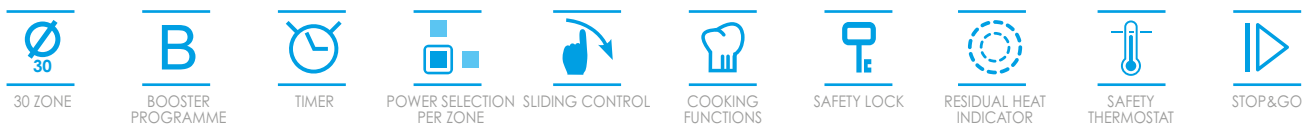


\* measurements in mm

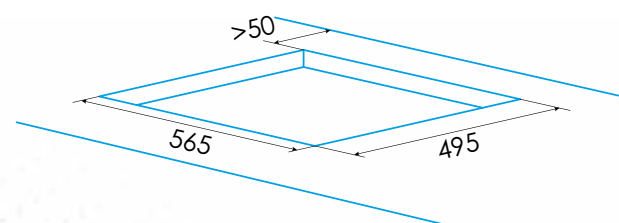
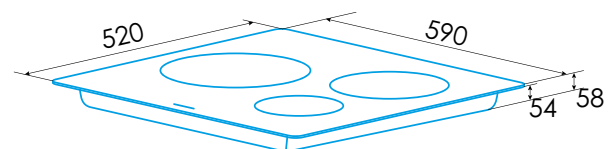


#### EIM-6330 B Front bevel

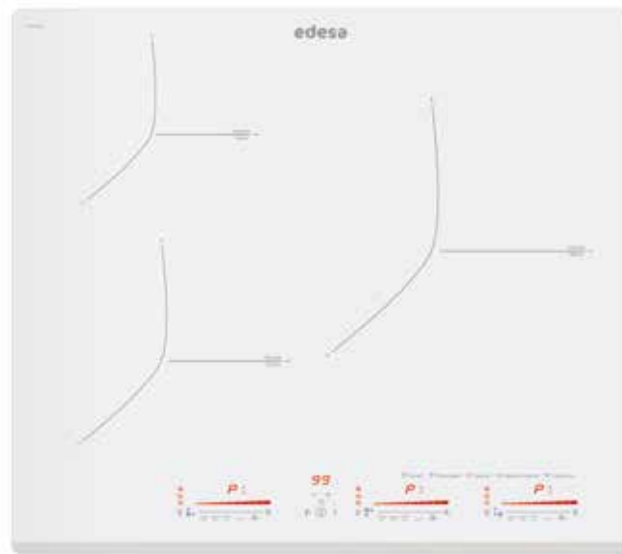
Cod.: 922272045 - EAN: 8422248109345



- » Frontal bevelled induction hob
- » 3 Zone: One of 30 cm, one of 22 cm and one 18 cm diameter
- » Multi Slider Touch control panel
- » Individual power selector per cooking zone, with 9 levels and Booster
- » Timer selector
- » Preset cooking functions (Keep warm, Melting and Simmering)
- » Stop&Go function
- » Safety lock
- » Residual heat indicator
- » Max. Power: 7,1 kW



\* measurements in mm



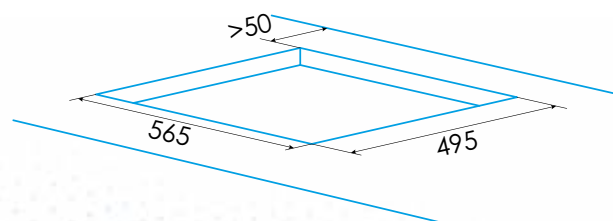
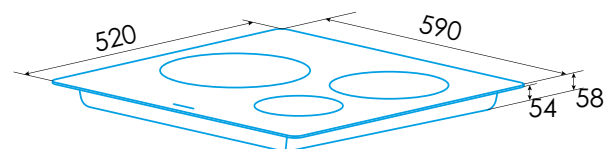
#### EIM-6328 B WH Front bevel

NEW

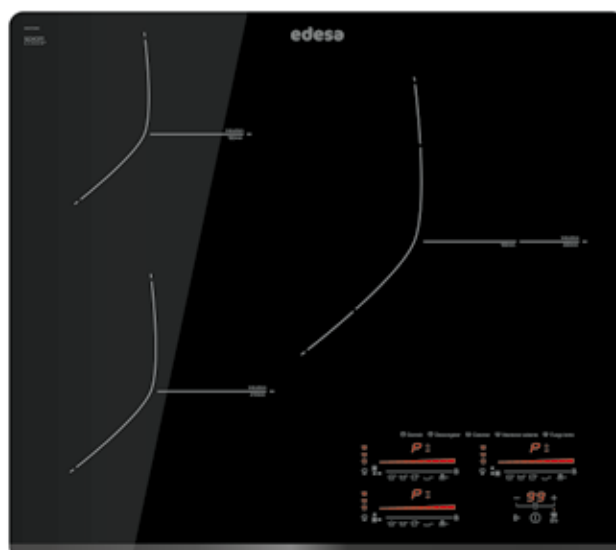
Cod.: 922272048 - EAN: 8422248109543



- » Frontal bevelled induction hob
- » 3 Zone: One of 28 cm, one of 22 cm and one 18 cm diameter
- » Multi Slider Touch control panel
- » Individual power selector per cooking zone, with 9 levels and Booster
- » Timer selector
- » Preset cooking functions (Keep warm, Melting and Simmering)
- » Stop&Go function
- » Safety lock
- » Residual heat indicator
- » Max. Power: 7,1 kW



\* measurements in mm

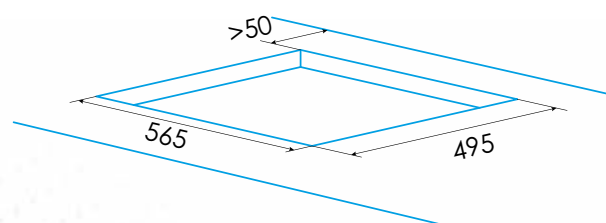
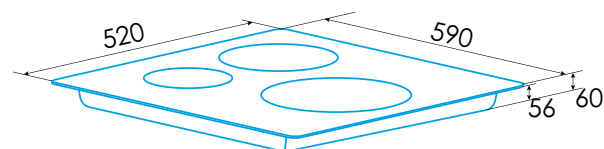


#### EIMS-6330 B Front bevel

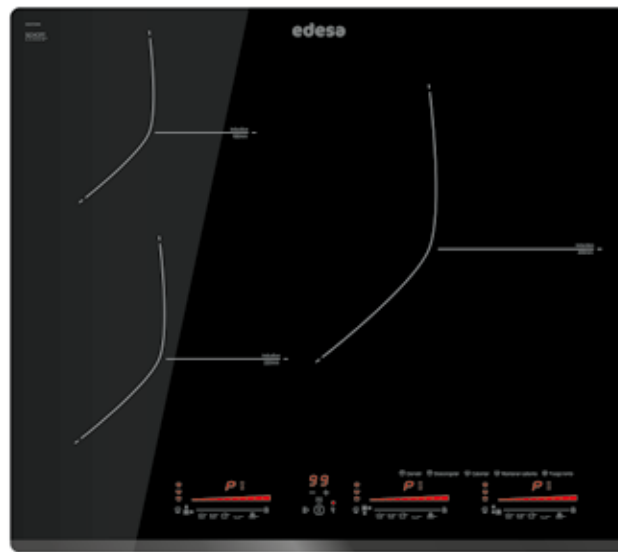
Cod.: 922272066 - EAN: 8422248197830



- » Smooth power induction hob with frontal bevel
- » 3 Zone: One of 30/18 cm, one of 21 cm and one 18 cm diameter
- » Multi Slider Touch control panel
- » AUTO connectivity with cooker hood
- » Individual power selector per cooking zone, with 9 levels and Booster
- » Timer selector
- » Preset cooking functions (Keep warm, Melting and Simmering)
- » Stop&Go function
- » Safety lock
- » Residual heat indicator
- » Max. Power: 7,1 kW
- » Made in Europe

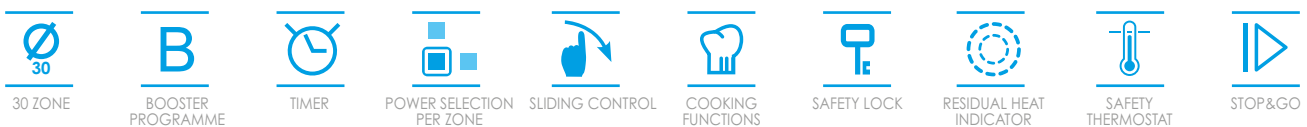


\* measurements in mm

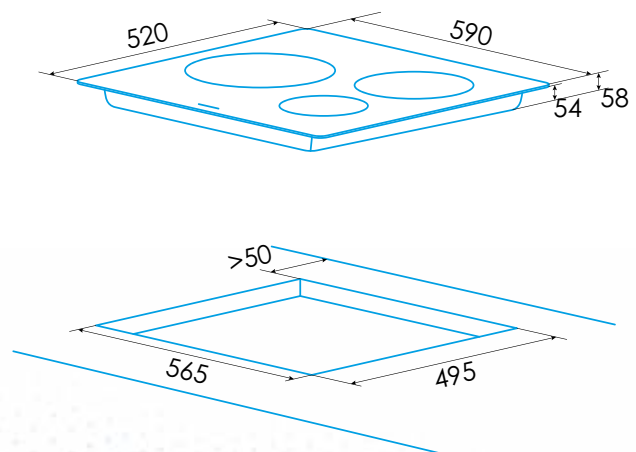


#### EIM-6330 B Front bevel

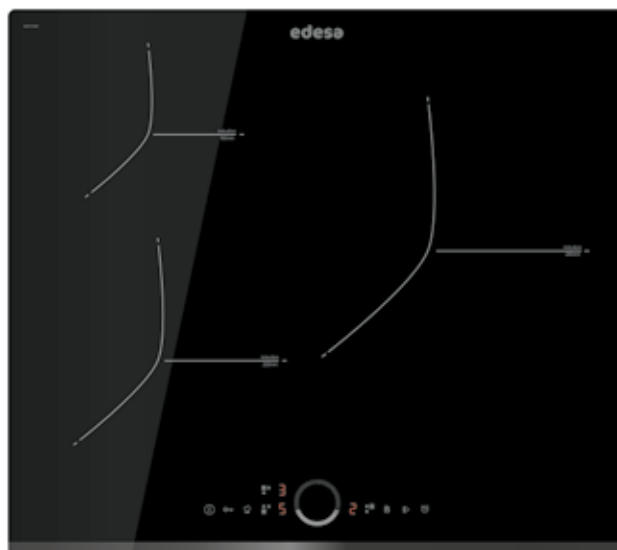
Cod.: 922272053 - EAN: 8422248197823



- » Frontal bevelled induction hob
- » 3 Zone: One of 30 cm, one of 22 cm and one 18 cm diameter
- » Multi Slider Touch control panel
- » Individual power selector per cooking zone, with 9 levels and Booster
- » Timer selector
- » Preset cooking functions (Keep warm, Melting and Simmering)
- » Stop&Go function
- » Safety lock
- » Residual heat indicator
- » Max. Power: 7,1 kW
- » Made in Europe



\* measurements in mm



#### EIR-6331 B Front bevel

Cod.: 922272054 - EAN: 8422248109604



30 ZONE



BOOSTER  
PROGRAMME



TIMER



SLIDING CONTROL



COOKING  
FUNCTIONS



SAFETY LOCK



RESIDUAL HEAT  
INDICATOR

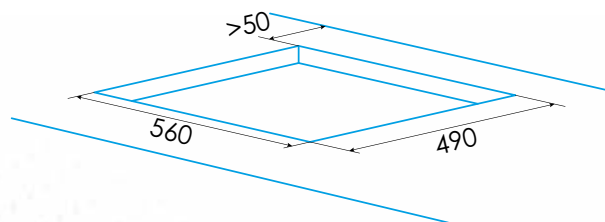
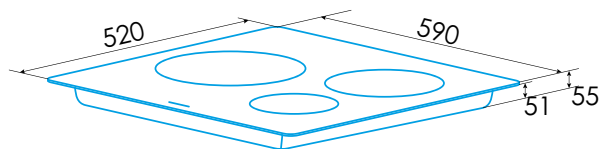


SAFETY  
THERMOSTAT

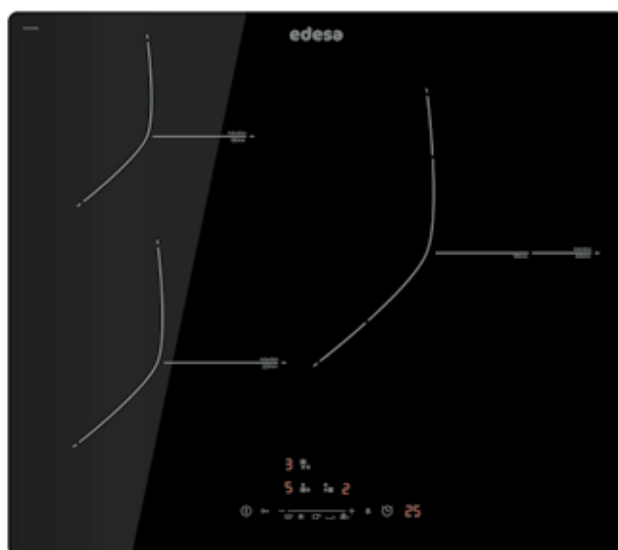


STOP&GO

- » Frontal bevelled induction hob
- » 3 Zone: One of 30 cm, one of 22 cm and one 16 cm diameter
- » Round Slider Touch control panel
- » Centralized power selector, with 9 levels and Booster
- » Timer selector
- » Preset cooking functions (Keep warm)
- » Stop&Go function
- » Safety lock
- » Residual heat indicator
- » Max. Power: 7,1 kW



\* measurements in mm

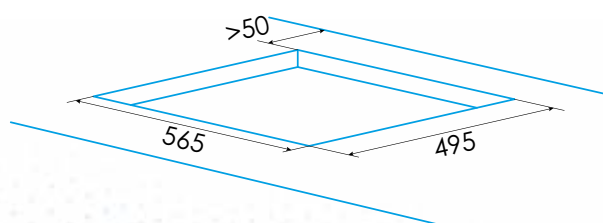
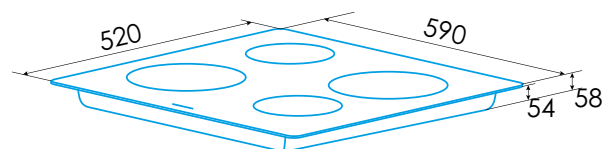


### EIS-6330 R Rounded

Cod.: 922272046 - EAN: 8422248109383

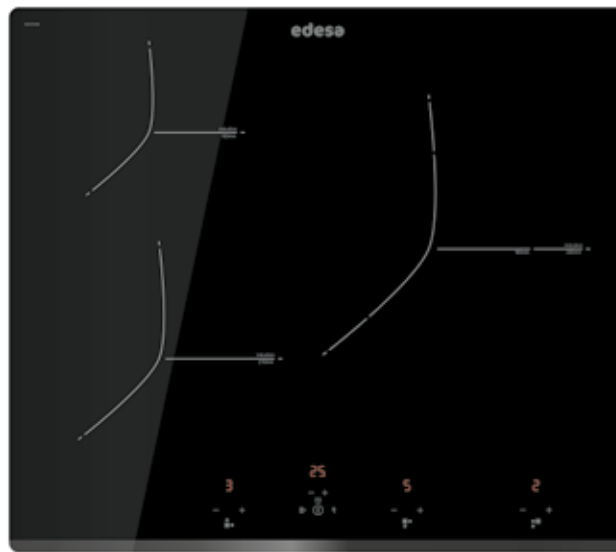


- » Induction hob with rounded edge
- » 3 Zone: One of 30/18 cm, one of 22 cm and one 18 cm diameter
- » Mono Slider Touch control panel
- » Centralized power selector, with 9 levels and Booster
- » Timer selector
- » Safety lock
- » Residual heat indicator
- » Max. Power: 7,1 kW



\* measurements in mm



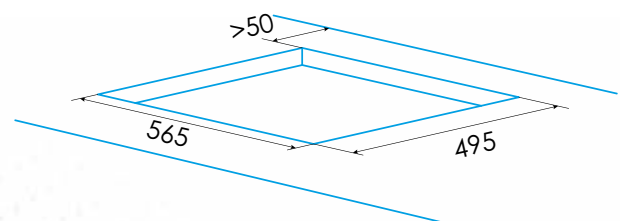
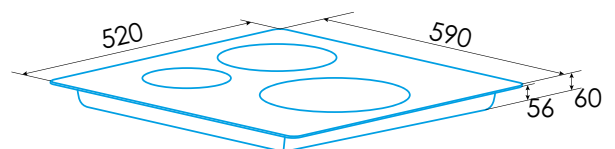


#### EIT-6329 B Front bevel

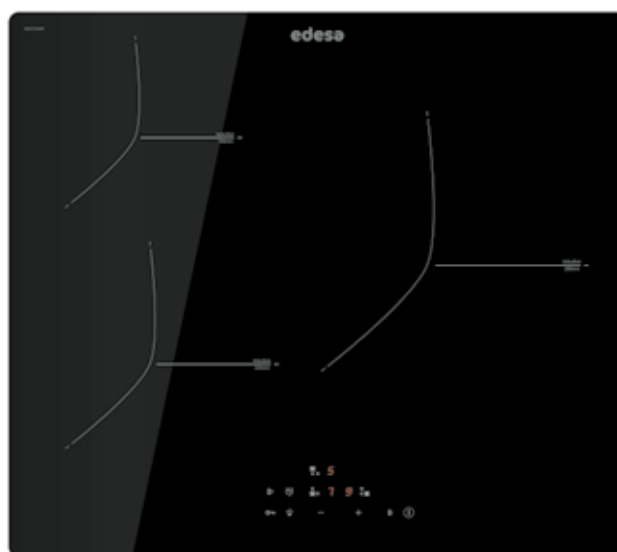
Cod.: 922272039 - EAN: 8422248108416



- » Frontal bevelled induction hob
- » 3 Zone: One of 28/18 cm, one of 21 cm and one 16 cm diameter
- » Touch control panel
- » Preset cooking functions (Keep warm, Melting and Simmering)
- » Centralized power selector, with 9 levels and Booster
- » Timer selector
- » Safety lock
- » Residual heat indicator
- » Max. Power: 7,2 kW
- » Power limiter



\* measurements in mm



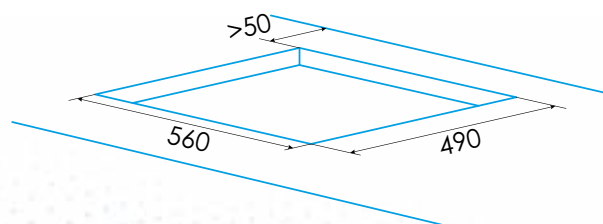
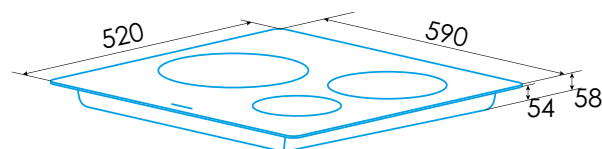
#### EIT-6328 R Rounded

NEW

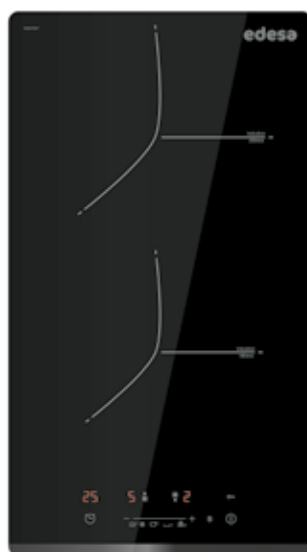
Cod.: 922272085 - EAN: 8422248355865



- » Induction hob with rounded edge
- » 3 Zone: One of 28 cm, one of 22 cm and one 18 cm diameter
- » Touch control panel
- » Preset cooking functions (Keep warm, Melting and Simmering)
- » Centralized power selector, with 9 levels and Booster
- » Timer selector
- » Safety lock
- » Residual heat indicator
- » Maximum power 7kW
- » Function Stop&Go
- » Power limiting function
- » Installation without front slot



\* measurements in mm

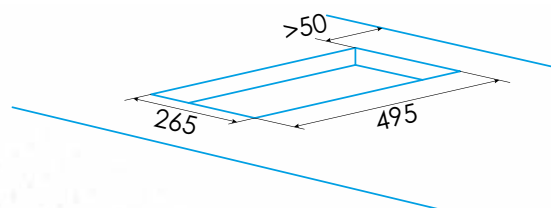
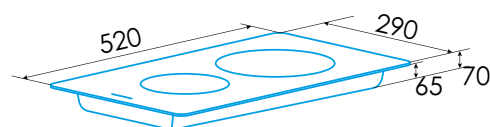


#### EIS-3220 B Front bevel

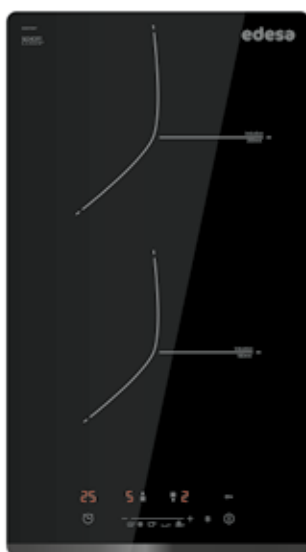
Cod.: 922272047 - EAN: 8422248109390



- » Frontal bevelled induction hob
- » 2 Zone: One of 20 cm and one 18 cm diameter
- » Mono Slider Touch control panel
- » Centralized power selector, with 9 levels and Booster
- » Timer selector
- » Safety lock
- » Residual heat indicator
- » Max. Power: 3,5 kW



\* measurements in mm

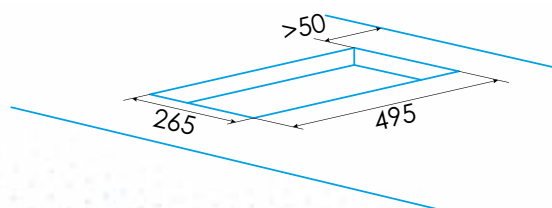
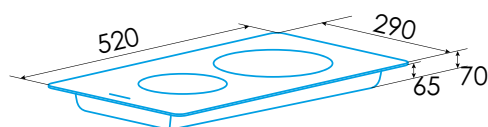


#### EIS-3220 B Front bevel

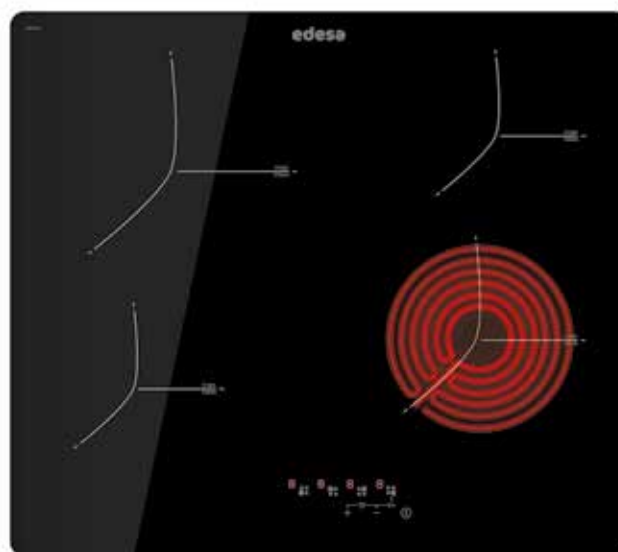
Cod.: 922272082 - EAN: 8422248344753



- » Frontal bevelled induction hob
- » 2 Zone: One of 20 cm and one 18 cm diameter
- » Mono Slider Touch control panel
- » Centralized power selector, with 9 levels and Booster
- » Timer selector
- » Safety lock
- » Residual heat indicator
- » Max. Power: 3,5 kW
- » Made in Europe



\* measurements in mm



#### EVT-6422 R Rounded

Cod.: 922272041 - EAN: 8422248108553



TIMER



SAFETY LOCK

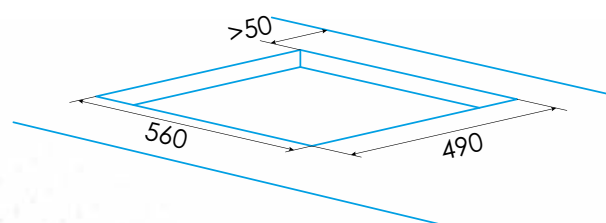
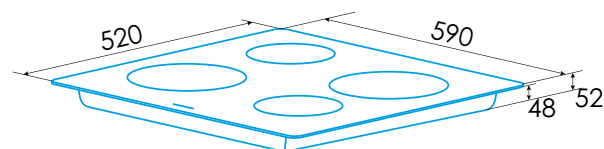


RESIDUAL HEAT  
INDICATOR

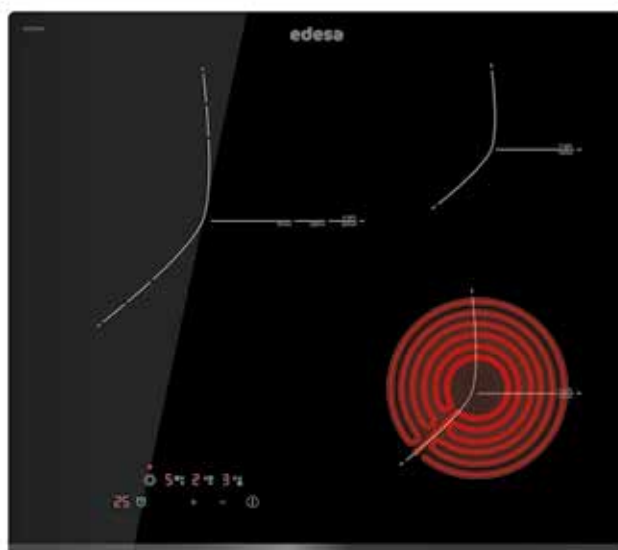


SAFETY  
THERMOSTAT

- » Radiant vitroceramic hob with rounded edge
- » 4 Zone: One of 21,5 cm, one of 18,5 cm and other two 15 cm diameter
- » Touch control panel
- » Centralized power selector, with 9 levels
- » Timer selector
- » Safety lock by key combination
- » Residual heat indicator
- » Max. Power: 6,5 kW



\* measurements in mm



#### EVT-6328 B Front bevel

Cod.: 922272049 - EAN: 8422248109550



TIMER



SAFETY LOCK

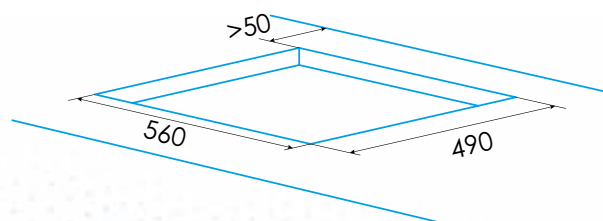
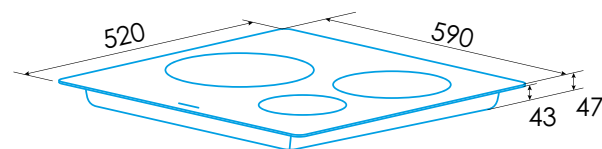


RESIDUAL HEAT  
INDICATOR

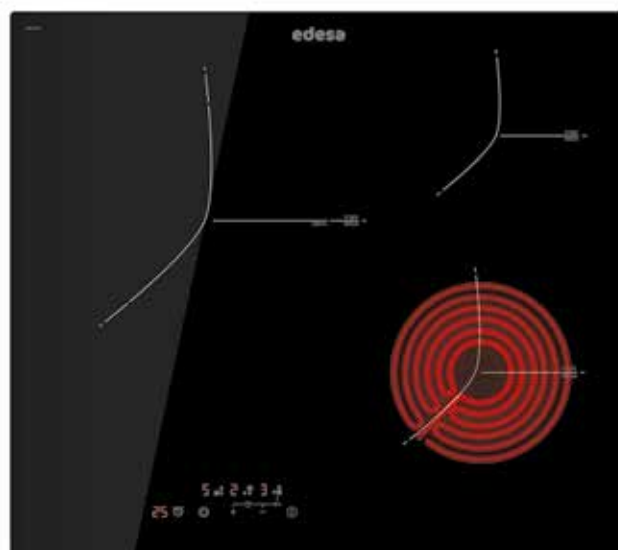


SAFETY  
THERMOSTAT

- » Frontal bevelled radiant vitroceramic hob
- » 3 Zone: One of 28/22/15,5 cm, one of 18,5 cm and one 15 cm diameter
- » Touch control panel
- » Centralized power selector, with 9 levels
- » Timer selector
- » Safety lock by key combination
- » Residual heat indicator
- » Max. Power: 5,7 kW



\* measurements in mm



#### EVT-6328 R Rounded

Cod.: 922272050 - EAN: 8422248109567



TIMER



SAFETY LOCK

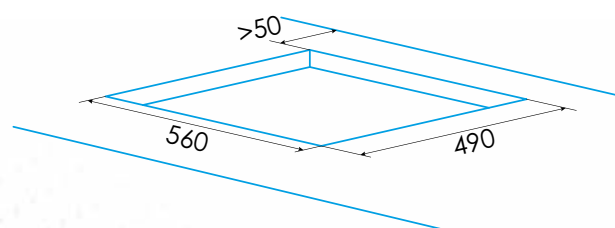
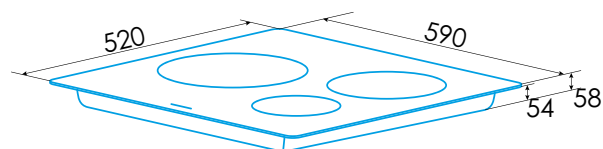


RESIDUAL HEAT  
INDICATOR



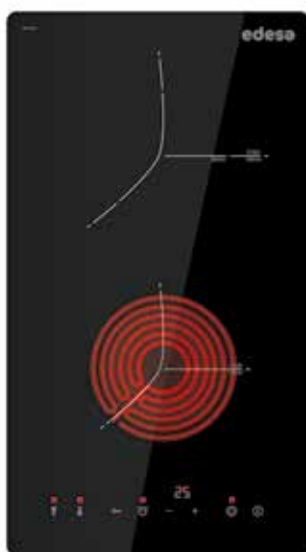
SAFETY  
THERMOSTAT

- » Radiant vitroceramic hob with rounded edge
- » 3 Zone: One of 28/22 cm, one of 18,5 cm and one 15 cm diameter
- » Touch control panel
- » Centralized power selector, with 9 levels
- » Timer selector
- » Safety lock by key combination
- » Residual heat indicator
- » Max. Power: 5,7 kW



\* measurements in mm





#### EVT-3220 B Front bevel

Cod.: 922272064 - EAN: 8422248111256



TIMER



SAFETY LOCK

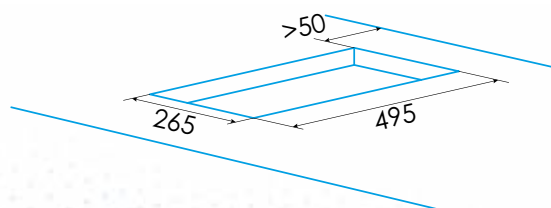
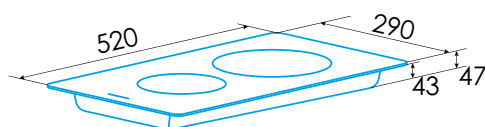


RESIDUAL HEAT  
INDICATOR

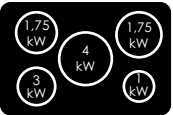


SAFETY  
THERMOSTAT

- » Radiant vitroceramic hob with rounded edge
- » 2 Zone: One of 19/12 cm and one 15,5 cm diameter
- » Touch control panel
- » Centralized power selector, with 9 levels
- » Timer selector
- » Safety lock by key combination
- » Residual heat indicator
- » Max. Power: 3,2 kW



\* measurements in mm

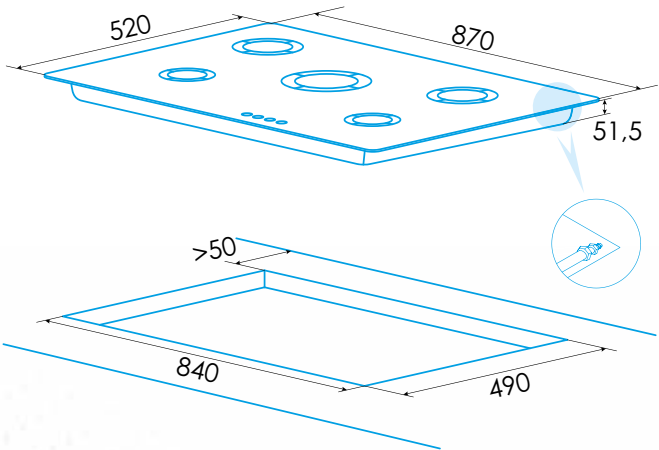


#### EGG-9051 TI TR CI N Black glass

Cod.: 922272067 - EAN: 8422248198318

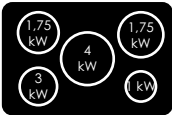



- » Natural gas hob with 5 burners
- » Cast iron 3 independent pan supports on tempered glass
- » One high efficiency (4 kW) triple ring burner, one super-fast burner, two semi-fast burners and one auxiliary burner
- » Frontal controls
- » Electronic start-up built into control
- » Gas shut-off safety system
- » For natural gas or butane gas
- » Includes optional injectors for Butane Gas
- » Total gas power: 11,5 kW



EGG-9051 TI TR CI N	Installed		Included as accesory	
	Injector	Gas Pressure	Injector	Gas Pressure
	G20	20mbar	G30	30mbar

\* measurements in mm



**EGG-7551 TI TR CI N**    Black glass

Cod.: 922272068 - EAN: 8422248198325



SAFETY GAS  
SHUT OFF



AUTO SWITCH ON

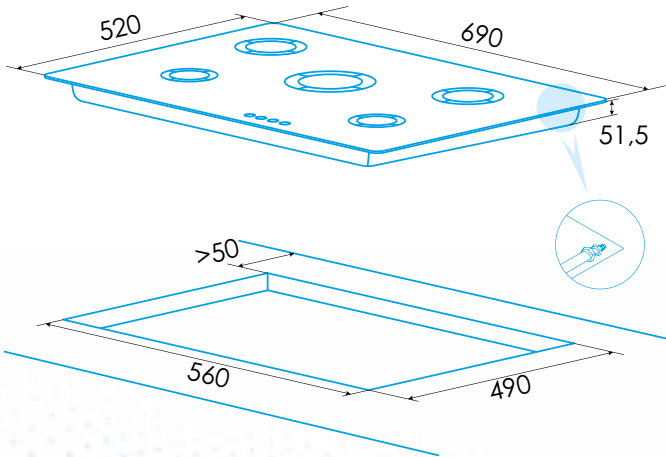


TRIPLE RING  
BURNER



CAST IRON GRILLS

- » Natural gas hob with 5 burners
- » Cast iron 3 independent pan supports on tempered glass
- » One high efficiency (4 kW) triple ring burner, one fast burner, two semi-fast burners and one auxiliary burner
- » Frontal controls
- » Electronic start-up built into control
- » Gas shut-off safety system
- » For natural gas or butane gas
- » Includes optional injectors for Butane Gas
- » Total gas power: 11,5 kW



EGG-7551 TI TR CI N	Installed		Included as accessory	
	Injector	Gas Pressure	Injector	Gas Pressure
	G20	20mbar	G30	30mbar

\* measurements in mm



#### EGG-6041 TI TR CI N Black glass

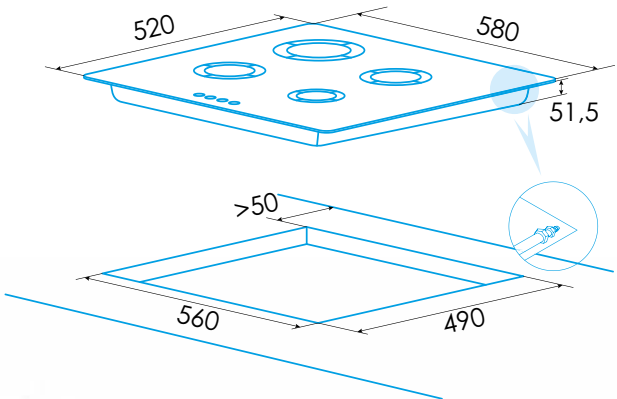
Cod.: 922272069 - EAN: 8422248198332



#### EGG-6041 TI TR CI B Black glass

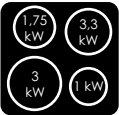
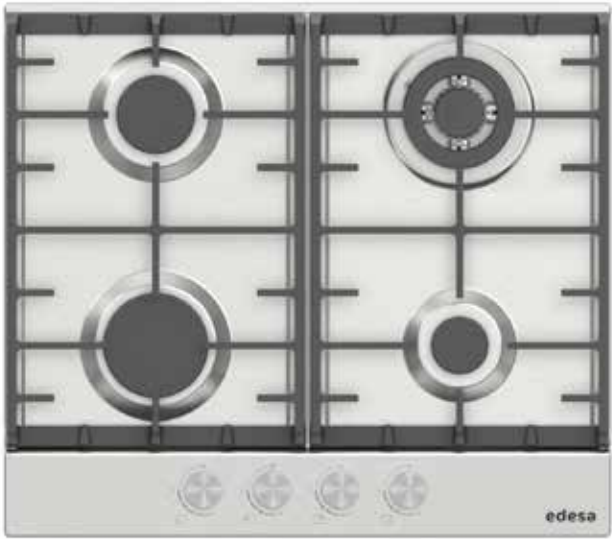
Cod.: 922272070 - EAN: 8422248198349

- » Natural/butane gas hob with 4 burners
- » Cast iron 2 independent pan supports on tempered glass
- » One triple ring burner (4kW), one fast burner, one semi-fast burner and one auxiliary burner
- » Frontal controls
- » Electronic start-up built into control
- » Gas shut-off safety system
- » For natural gas or butane gas
- » Includes optional injectors for Butane Gas
- » Total gas power: 9,75 kW



EGG-6041 TI TR CI N EGG-6041 TI TR CI B	Installed		Included as accessory	
	Injector	Gas Pressure	Injector	Gas Pressure
	G20	20mbar	G30	30mbar

\* measurements in mm



**EGX-6041 TI TR CI N** S. Steel

Cod.: 922272071 - EAN: 8422248198363



SAFETY GAS  
SHUT OFF



AUTO SWITCH ON



TRIPLE RING  
BURNER

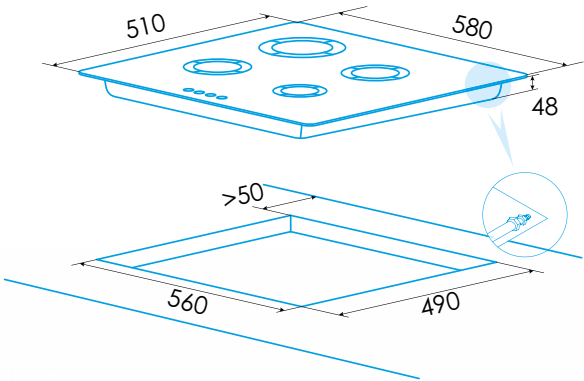


CAST IRON GRILLS

- » Natural/butane gas hob with 4 burners
- » Cast iron 2 independent pan supports on stainless steel surface
- » One triple ring burner (3,3kW), two semi-fast burners and one auxiliary burner
- » Frontal controls
- » Electronic start-up built into control
- » Gas shut-off safety system
- » For natural gas or butane gas
- » Includes optional injectors for Butane Gas
- » Total gas power: 9,05 kW

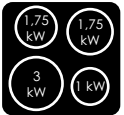
**EGX-6041 TI TR CI B** S. Steel

Cod.: 922272072 - EAN: 8422248198370




EGX-6041 TI TR CI N EGX-6041 TI TR CI B	Installed		Included as accesory	
	Injector	Gas Pressure	Injector	Gas Pressure
	G20	20mbar	G30	30mbar

\* measurements in mm



#### EGX-6041 TI N S. Steel

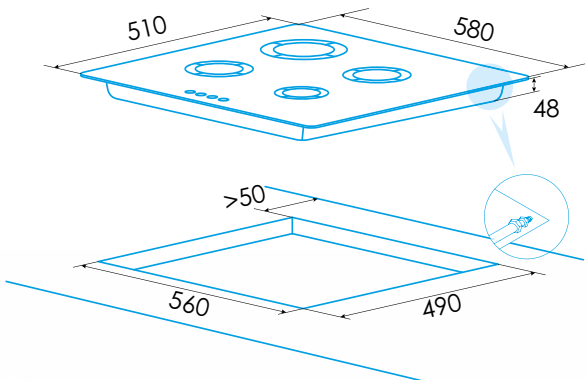
Cod.: 922272073 - EAN: 8422248198387



#### EGX-6041 TI B S. Steel

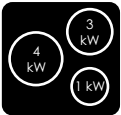
Cod.: 922272074 - EAN: 8422248198400

- » Natural/butane gas hob with 4 burners
- » 2 independent pan supports on stainless steel surface
- » One fast burner, two semi-fast burners and one auxiliary burner
- » Lateral controls
- » Electronic start-up built into control
- » Gas shut-off safety system
- » For natural gas or butane gas
- » Includes optional injectors for Butane Gas
- » Total gas power: 7,5 kW



EGX-6041 TI N EGX-6041 TI B	Installed		Included as accessory	
	Injector	Gas Pressure	Injector	Gas Pressure
	G20	20mbar	G30	30mbar

\* measurements in mm



**EGG-6031 TI TR CI N** Black glass

Cod.: 922272075 - EAN: 8422248198417



SAFETY GAS  
SHUT OFF



AUTO SWITCH ON



TRIPLE RING  
BURNER

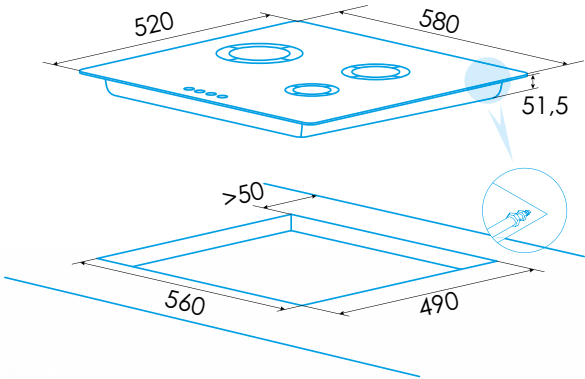


CAST IRON GRILLS

- » Natural/butane gas hob with 3 burners
- » 2 independent pan supports on tempered glass
- » One triple ring burner (4kW), one fast burner and one auxiliary burner
- » Frontal controls
- » Electronic start-up built into control
- » Gas shut-off safety system
- » For natural gas or butane gas
- » Includes optional injectors for Butane Gas
- » Total gas power: 8 kW

**EGG-6031 TI TR CI B** Black glass

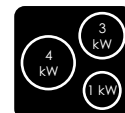
Cod.: 922272076 - EAN: 8422248198424



EGG-6031 TI TR CI N EGG-6031 TI TR CI B	Installed		Included as accessory	
	Injector	Gas Pressure	Injector	Gas Pressure
	G20	20mbar	G30	30mbar

\* measurements in mm





#### EGX-6031 TI TR CI N S. Steel

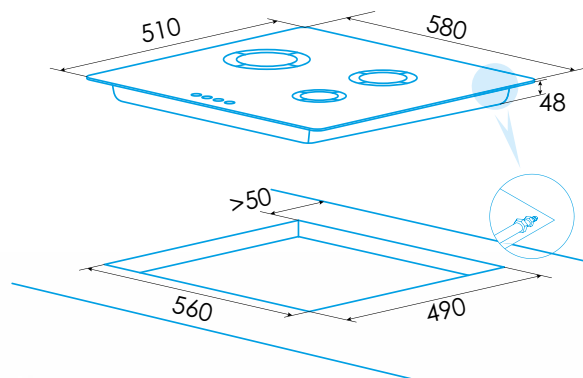
Cod.: 922272077 - EAN: 8422248198431



#### EGX-6031 TI TR CI B S. Steel


Cod.: 922272078 - EAN: 8422248198448

- » Natural/butane gas hob with 3 burners
- » 2 independent pan supports on tempered glass
- » One triple ring burner (4kW), one fast burner and one auxiliary burner
- » Frontal controls
- » Electronic start-up built into control
- » Gas shut-off safety system
- » For natural gas or butane gas
- » Includes optional injectors for Butane Gas
- » Total gas power: 8 kW



EGX-6031 TI TR CI N EGX-6031 TI TR CI B	Installed		Included as accessory	
	Injector	Gas Pressure	Injector	Gas Pressure
	G20	20mbar	G30	30mbar

\* measurements in mm



**EGG-3021 TI N** Black glass

Cod.: 922272079 - EAN: 8422248198455



SAFETY GAS  
SHUT OFF

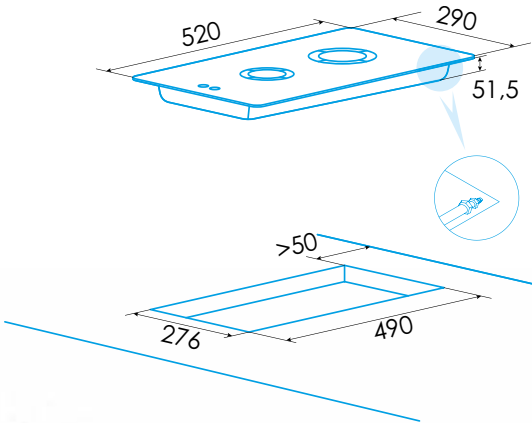


AUTO SWITCH ON



CAST IRON GRILLS

- » Natural gas hob with 2 burners
- » Cast iron pan supports on tempered glass surface
- » One fast burner and one auxiliary burner
- » Frontal controls
- » Electronic start-up built into control
- » Gas shut-off safety system
- » For natural gas or butane gas
- » Includes optional injectors for Butane Gas
- » Total gas power: 4 kW



EGG-3021 TI N	Installed		Included as accessory	
	Injector	Gas Pressure	Injector	Gas Pressure
	G20	20mbar	G30	30mbar

\* measurements in mm

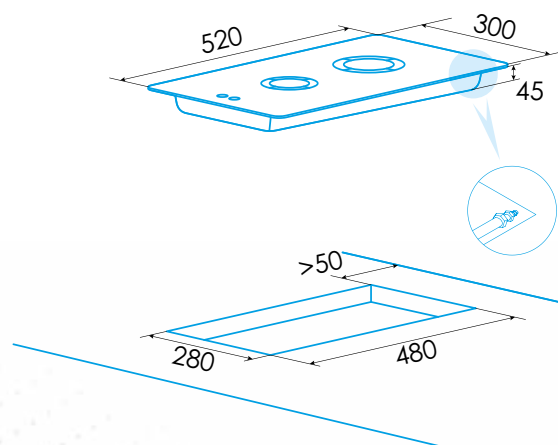


#### EGX-3022 TI N Stainless steel

Cod.: 922272080 - EAN: 8422248198462



- » Natural gas hob with 2 burners
- » Pan supports on stainless steel surface
- » One fast burner and one auxiliary burner
- » Frontal controls
- » Electronic start-up built into control
- » Gas shut-off safety system
- » For natural gas or butane gas
- » Includes optional injectors for Butane Gas
- » Total gas power: 4 kW



EGX-3022 TI N	Installed		Included as accessory	
	Injector	Gas Pressure	Injector	Gas Pressure
	G20	20mbar	G30	30mbar

\* measurements in mm



Code	922272058	922272056	922272057	922272052	922272083	922272055	922272040	922272043	922272044	922272045	
EAN	8422248109659	8422248109635	8422248109642	8422248109581	8422248355841	8422248109628	8422248108546	8422248108584	8422248108676	8422248109345	
Model	EIT-7422 DD G	EIM-9530 R	EIM-8430 R	EIM-6422 B	EIT-6422 B/C	EIM-6331 HT BQ B	EIMS-6332 B/A	EIMS-6330 B BK/B	EIMS-6330 B WH/A	EIM-6330 B	
Type	Induction	Induction	Induction	Induction	Induction	Induction	Induction	Induction	Induction	Induction	
Product fiche											
Cooking zones	4	5	4	4	4	3	3	3	3	3	
Right front zone: Diameter (mm)	190x190	210x200	180	180	160	300	-	-	-	-	
Right front zone: Power (kW)	2	2	1,2	1,2	1,2	2,5	-	-	-	-	
Right front zone: Booster (kW)	2,8	2,8	1,5	-	-	3,5	-	-	-	-	
Right front zone: Consumption (Wh/kg)	194,2	182,7	179,5	195,4	195,4	199,3	-	-	-	-	
Right rear zone: Diameter (mm)	190x190	210x200	-	200	180	-	320/180	300/180	300/180	300	
Right rear zone: Power (kW)	1,5	1,5	-	1,8	1,8	-	3/1,5	3/1,5	3/1,5	2,3	
Right rear zone: Booster (kW)	2	2	-	-	-	-	3,6/1,8	3,6/1,8	3,6/1,8	3	
Right rear zone: Consumption (Wh/kg)	181,5	182,9	-	180,8	180,8	-	175,4	180,8	180,8	180,8	
Central front zone: Diameter (mm)	-	-	-	-	-	-	-	-	-	-	
Central front zone: Power (kW)	-	-	-	-	-	-	-	-	-	-	
Central front zone: Booster (kW)	-	-	-	-	-	-	-	-	-	-	
Central front zone: Consumption (Wh/kg)	-	-	-	-	-	-	-	-	-	-	
Central rear zone: Diameter (mm)	-	300	300	-	-	-	-	-	-	-	
Central rear zone: Power (kW)	-	2,3	2,3	-	-	-	-	-	-	-	
Central rear zone: Booster (kW)	-	3	3	-	-	-	-	-	-	-	
Central rear zone: Consumption (Wh/kg)	-	216,3	216,3	-	-	-	-	-	-	-	
Front left zone: Diameter (mm)	190x190	210x200	210x200	220	210	190	210	210	210	220	
Front left zone: Power (kW)	2	1,5	1,5	2,3	2,3	2	2,3	2,3	2,3	2,3	
Front left zone: Booster (kW)	2,8	2	2	-	-	2,8	2,6	2,6	2,6	2,6	
Front left zone: Consumption (Wh/kg)	194,2	182,9	182,9	182,9	182,9	185,8	191,5	184,1	184,1	184,1	
Left rear zone: Diameter (mm)	190x190	210x200	210x200	180	160	190	180	180	180	160	
Left rear zone: Power (kW)	1,5	2	2	1,2	1,2	1,5	1,2	1,2	1,2	1,2	
Left rear zone: Booster (kW)	2	2,8	2,8	-	-	2	1,5	1,5	1,5	1,5	
Left rear zone: Consumption (Wh/kg)	181,5	182,7	182,7	183,4	183,4	181,7	194,8	181,7	181,7	181,7	
Energy consumption of the hob (Wh/kg)	194,2	189,5	190,4	185,6	185,6	184,7	187,2	182,2	182,2	182,2	
Dimensions											
Product width (mm)	770	900	850	590	590	590	630	590	590	590	
Product depth (mm)	520	520	520	520	520	520	520	520	520	520	
Product height (mm)	250	60	60	58	58	60	60	60	60	54	
Built-in width (mm)	750	875	745	565	560	565	565	565	565	565	
Built-in depth (mm)	490	495	495	495	490	495	495	495	495	495	
Ventilation slot (mm)	5	5	5	5	-	5	5	5	5	5	
Fixing system	Quick-fix System	Quick-fix System	Quick-fix System	Quick-fix System	Quick-fix System	Quick-fix System	Quick-Fix System	Quick-Fix System	Quick-Fix System	Quick-fix System	
Finishing											
Colour	Black	Black	Black	Black	Black	Black	Black	Black	White	Black	
Aesthetic	Front bevel	Front bevel	Front bevel	Front bevel	Front bevel	Front bevel	Front bevel	Front bevel	Front bevel	Front bevel	
Control											
Control type	Touch	Independent Slider for each area	Independent Slider for each area	Multi Slider Touch	Touch	Multi Slider Touch	Independent Slider for each area	Independent Slider for each area	Independent Slider for each area	Multi Slider Touch	
Power selection (+/-)	Centralized	Individual per zone	Individual per zone	Individual per zone	Individual per zone	Individual per zone	Individual per zone	Individual per zone	Individual per zone	Individual per zone	
Power levels	9 + Booster	9 + Booster	9 + Booster	9 + Booster	9 + Booster	9 + Booster	9 + Booster	9 + Booster	9 + Booster	9 + Booster	
Timer	Yes	Yes	Yes	Yes	Yes	Yes	Yes	Yes	Yes	Yes	
Countdown alarm	Yes	Yes	Yes	Yes	Yes	Yes	Yes	Yes	Yes	Yes	
Power management	No	No	No	No	Yes	No	Yes	Yes	Yes	No	
Security											
Safety lock	Yes	Yes	Yes	Yes	Yes	Yes	Yes	Yes	Yes	Yes	
Residual heat indicator	Yes	Yes	Yes	Yes	Yes	Yes	Yes	Yes	Yes	Yes	
Automatic pan detection	Yes	Yes	Yes	Yes	Yes	Yes	Yes	Yes	Yes	Yes	
Automatic safety switch-off	Yes	Yes	Yes	Yes	Yes	Yes	Yes	Yes	Yes	Yes	
Protection against liquid spillage	Yes	Yes	Yes	Yes	Yes	Yes	Yes	Yes	Yes	Yes	
Electrical connection											
Nominal voltage (V)	220-240	220-240	220-240	220-240	220-240	220-240	220-240	220-240	220-240	220-240	
Mains frequency (Hz)	50-60	50-60	50-60	50-60	50-60	50-60	50-60	50-60	50-60	50-60	
Max Product power (kW)	7,35	9	9	7,1	7	7	7,1	7,1	7,1	7,1	

	922272048 8422248109543 EIM-6328 B WH	922272066 8422248197830 EIMS-6330 B	922272053 8422248197823 EIM-6330 B / B	922272054 8422248109604 EIR-6331 B	922272046 8422248109383 EIS-6330 R	922272039 8422248108416 EIT-6329 B	922272085 8422248355865 EIT-6328 R	922272082 8422248344753 EIS-3220 B / B	922272047 8422248109390 EIS-3220 B	922272041 8422248108553 EVT-6422 R	922272049 8422248109550 EVT-6328 B	922272050 8422248109567 EVT-6328 R	922272064 8422248111256 EVT-3220 B
	Induction	Induction	Induction	Induction	Induction	Induction	Induction	Induction	Induction	Radiant	Radiant	Radiant	Radiant
	3	3	3	3	3	3	3	2	2	4	3	3	2
	-	-	-	-	-	-	-	180	180	185	185	185	
	-	-	-	-	-	-	-	1,2	1,2	1,8	1,8	1,8	
	-	-	-	-	-	-	-	1,5	1,5	-	-	-	
	-	-	-	-	-	-	-	183,5	183,5	195,4	147,1	190,8	
	280	300/180	300	300	300	280	280	200	200	150	150	150	
	2,3	3/1,5	2,3	2,3	2,3	2,3	2,3	2	2	1,2	1,2	1,2	
	3	3,6/1,8	3	3	3	3	3	2,3	2,3	-	-	-	
	180,8	180,8	180,8	180,8	180,8	180,8	180,8	180,9	180,9	205,3	147	185,4	
	-	-	-	-	-	-	-	-	-	-	-	-	159
	-	-	-	-	-	-	-	-	-	-	-	-	1,2
	-	-	-	-	-	-	-	-	-	-	-	-	-
	-	-	-	-	-	-	-	-	-	-	-	-	190,5
	-	-	-	-	-	-	-	-	-	-	-	-	190/120
	-	-	-	-	-	-	-	-	-	-	-	-	2,0/1,0
	-	-	-	-	-	-	-	-	-	-	-	-	-
	-	-	-	-	-	-	-	-	-	-	-	-	181,3
	220	210	220	220	220	210	220	-	-	150	-	-	
	2,3	2,3	2,3	2,3	2,3	2,3	2,3	-	-	1,2	-	-	
	2,6	2,6	2,6	2,6	2,6	2,6	2,6	-	-	-	-	-	
	184,1	184,1	184,1	184,1	184,1	184,1	184,1	-	-	185,4	-	-	
	160	180	160	160	160	160	160	-	-	215	280/220/155	280/220	
	1,2	1,2	1,2	1,2	1,2	1,2	1,2	-	-	2,3	2,7/1,95/1,05	2,7/1,5	
	1,5	1,5	1,5	1,5	1,5	1,5	1,5	-	-	-	-	-	
	181,7	181,7	181,7	181,7	181,7	181,7	181,7	-	-	189,9	140,1	193,5	
	182,2	182,2	182,2	182,2	182,2	182,2	182,2	182,2	182,2	194	144,7	189,9	185,9
	590	590	590	590	590	590	590	290	290	590	590	590	290
	520	520	520	520	520	520	520	520	520	520	520	520	520
	58	58	55	58	60	58	70	52	47	58	47	63	50
	565	565	565	560	565	565	565	265	265	560	560	560	265
	495	495	495	490	495	495	495	495	495	490	490	490	495
	5	5	5	5	5	5	0	5	5	-	-	-	-
	Quick-fix System	Quick-Fix System	Quick-fix System	Quick-fix System	Quick-fix System	Quick-fix System	Quick-fix System	Quick-Fix System	Quick-Fix System	Quick-Fix System	Quick-Fix System	Quick-Fix System	Quick-Fix System
	White	Black	Black	Black	Black	Black	Black	Black	Black	Black	Black	Black	Black
	Front bevel	Front bevel	Front bevel	Front bevel	Rounded	Front bevel	Rounded	Front bevel	Front bevel	Rounded	Front bevel	Rounded	Front bevel
	Multi Slider Touch	Independent Slider for each area	Multi Slider Touch	Round Slider Touch	Mono Slider Touch	Multi Touch	Touch	Mono Slider Touch	Mono Slider Touch	Touch	Touch	Touch	Touch
	Individual per zone	Individual per zone	Individual per zone	Centralized	Centralized	Individual per zone	Centralized	Centralized	Centralized	Centralized	Centralized	Centralized	Centralized
	9 + Booster	9 + Booster	9 + Booster	9 + Booster	9 + Booster	9 + Booster	9 + Booster	9 + Booster	9 + Booster	9	9	9	9
	Yes	Yes	Yes	Yes	Yes	Yes	Yes	Yes	Yes	Yes	Yes	Yes	Yes
	Yes	Yes	Yes	Yes	Yes	Yes	Yes	Yes	Yes	Yes	Yes	Yes	Yes
	No	Yes	No	No	No	No	Yes	No	No	No	No	No	No
	Yes	Yes	Yes	Yes	Yes	Yes	Yes	Yes	Yes	Yes	Yes	Yes	Yes
	Yes	Yes	Yes	Yes	Yes	Yes	Yes	Yes	Yes	Yes	Yes	Yes	Yes
	Yes	Yes	Yes	Yes	Yes	Yes	Yes	Yes	Yes	No	No	No	No
	Yes	Yes	Yes	Yes	Yes	Yes	Yes	Yes	Yes	Yes	Yes	Yes	Yes
	Yes	Yes	Yes	Yes	Yes	Yes	Yes	Yes	Yes	Yes	Yes	Yes	Yes
	220-240	220-240	220-240	220-240	220-240	220-240	220-240	220-240	220-240	220-240	220-240	220-240	220-240
	50-60	50-60	50-60	50-60	50-60	50-60	50-60	50-60	50-60	50-60	50-60	50-60	50-60
	7,1	7,1	7,1	7,1	7,1	7,1	7	3,5	3,5	6,5	5,7	5,7	3,2

Code	922272067	922272068	922272069	922272070	922272071	922272072	
EAN	8422248198318	8422248198325	8422248198332	8422248198349	8422248198363	8422248198370	
Model	EGG-9051 TI TR CI N	EGG-7551 TI TR CI N	EGG-6041 TI TR CI N	EGG-6041 TI TR CI B	EGX-6041 TI TR CI N	EGX-6041 TI TR CI B	
Type (Glass /St.Steel /Enamelled)	Glass	Glass	Glass	Glass	S. Steel	S. Steel	
Product fiche							
Suitable for City Gas	Yes	Yes	Yes	No	Yes	No	
Suitable for LPG	No	No	No	Yes	No	Yes	
Number of burners	5	5	4	4	4	4	
Triple ring power [kW]	4	4	4	4	3,3	3,3	
Fast power [kW]	3	3	3	3	3	3	
Semi-fast power [kW]	1,75	1,75	1,75	1,75	1,75	1,75	
Semi-fast power [kW]	1,75	1,75	-	-	-	-	
Auxiliar power [kW]	1	1	1	1	1	1	
Triple ring consumption (l/h)	381 l/h	381 l/h	381 l/h	291 g/h	333 l/h	255 g/h	
Fast consumption (l/h)	238 l/h	238 l/h	238 l/h	182 g/h	238 l/h	182 g/h	
Semi-fast 1 consumption (l/h)	166 l/h	166 l/h	166 l/h	127 g/h	166 l/h	127 g/h	
Semi-fast 2 consumption (l/h)	166 l/h	166 l/h	-	-	-	-	
Auxiliar consumption (l/h)	95 l/h	95 l/h	95 l/h	73 g/h	95 l/h	73 g/h	
Dimensions							
Appliance width [mm]	870	690	580	580	580	580	
Appliance depth [mm]	520	520	520	520	510	510	
Appliance height [mm]	51,5	51,5	51,5	51,5	48	48	
Built-in width [mm]	840	560	560	560	560	560	
Built-in depth [mm]	490	490	490	490	490	490	
Anchor system	Fixation brackets	Fixation brackets	Fixation brackets	Fixation brackets	Fixation brackets	Fixation brackets	
Characteristics							
Plug-in autoignition	Yes	Yes	Yes	Yes	Yes	Yes	
Enamelled Grills/Burners	No	No	No	No	No	No	
Cast Iron Grills/Burners	Yes	Yes	Yes	Yes	Yes	Yes	
Security							
Safety valve	Yes	Yes	Yes	Yes	Yes	Yes	
Electrical Connection							
Nominal voltage (V)	220-240	220-240	220-240	220-240	220-240	220-240	
Mains frequency (Hz)	50-60	50-60	50-60	50-60	50-60	50-60	
Product power (kW)	11,5	11,5	9,75	9,75	9,05	9,05	
Accessories							
LPG butane/natural kit conversor (included)	Yes	Yes	Yes	Yes	Yes	Yes	



922272073	922272074	922272075	922272076	922272077	922272078	922272079	922272080
8422248198387	8422248198400	8422248198417	8422248198424	8422248198431	8422248198448	8422248198455	8422248198462
EGX-6041 TI N	EGX-6041 TI B	EGG-6031 TI TR CI N	EGG-6031 TI TR CI B	EGX-6031 TI TR CI N	EGX-6031 TI TR CI B	EGG-3021 TI N	EGX-3022 TI N
S. Steel	S. Steel	Glass	Glass	S. Steel	S. Steel	Glass	S. Steel
Yes	No	Yes	No	Yes	No	Yes	Yes
No	Yes	No	Yes	No	Yes	No	No
4	4	3	3	3	3	2	2
-	-	4	4	4	4	-	-
3	3	3	3	3	3	3	3
1,75	1,75	-	-	-	-	-	-
1,75	1,75	-	-	-	-	-	-
1	1	1	1	1	1	1	1
-	-	381 l/h	291 g/h	381 l/h	291 g/h	-	-
238 l/h	182 g/h	238 l/h	182 g/h	238 l/h	182 g/h	238 l/h	286 l/h
166 l/h	127 g/h	-	-	-	-	-	-
166 l/h	127 g/h	-	-	-	-	-	-
95 l/h	73 g/h	95 l/h	73 g/h	95 l/h	73 g/h	95 l/h	95 l/h
580	580	580	580	580	580	290	300
510	510	520	520	510	510	520	520
48	48	51,5	51,5	48	48	51,5	45
560	560	560	560	560	560	276	280
490	490	490	490	490	490	490	480
Fixation brackets	Fixation brackets	Fixation brackets	Fixation brackets	Fixation brackets	Fixation brackets	Fixation brackets	Fixation brackets
Yes	Yes	Yes	Yes	Yes	Yes	Yes	Yes
Yes	Yes	No	No	No	No	No	Yes
No	No	Yes	Yes	Yes	Yes	Yes	No
Yes	Yes	Yes	Yes	Yes	Yes	Yes	Yes
220-240	220-240	220-240	220-240	220-240	220-240	220-240	220-240
50-60	50-60	50-60	50-60	50-60	50-60	50-60	50-60
7,5	7,5	8	8	8	8	4	4
Yes	Yes	Yes	Yes	Yes	Yes	Yes	Yes

### MULTIFUNCTION PYROLITIC

**EOE-8411 P X** P. 60  
Cod.: 921270253 EAN: 8422248100304



- » 70 liters independent pyrolytic oven
- » 8 cooking programs and 3 special programs
- » Cold door: 4 glasses door and tangential ventilation
- » Telescopic guides 50% removables, PSCP
- » 1 enamelled tray of 45 mm
- » Simple grid

### MULTIFUNCTION PLUS

**EOE-7050 FBK** P. 61  
Cod.: 921270258 EAN: 8422248110716



- » 80 liters independent oven
- » 8 Cooking programs
- » Cold door: 3 glasses door and tangential ventilation
- » Telescopic guides 50% removables, PSC
- » Cleaning program
- » 2 enamelled trays of 50mm and 25 mm
- » Simple grid

**EOE-7050 FWH** P. 61  
Cod.: 921270259 EAN: 8422248110723



- » 80 liters independent oven
- » 8 Cooking programs
- » Cold door: 3 glasses door and tangential ventilation
- » Telescopic guides 50% removables, PSC
- » Cleaning program
- » 2 enamelled trays of 50mm and 25 mm
- » Simple grid

**EOE-7040 BK** P. 62  
Cod.: 921270263 EAN: 8422248111270



- » 80 liters independent oven
- » 8 Cooking programs
- » Cold door: 2 glasses door and tangential ventilation
- » Telescopic guides 50% removables, PSC
- » Cleaning program
- » 2 enamelled trays of 50mm and 25 mm
- » Simple grid

### MULTIFUNCTION PLUS

**EOE-7040 WH** P. 62  
Cod.: 921270261 EAN: 8422248111263



- » 80 liters independent oven
- » 8 Cooking programs
- » 2 glasses door and tangential ventilation
- » Telescopic guides 50% removables, PSC
- » Cleaning program
- » 2 enamelled trays of 50mm and 25 mm
- » Simple grid

**EOE-7040 X** P. 63  
Cod.: 921270262 EAN: 8422248110754



- » 80 liters independent oven
- » 8 Cooking programs
- » 2 glasses door and tangential ventilation
- » Telescopic guides 50% removables, PSC
- » Cleaning program
- » 2 enamelled trays of 50mm and 25 mm
- » Simple grid

### MULTIFUNCTION

**EOE-6040 X** P. 64  
Cod.: 921270264 EAN: 8422248111287



- » 80 liters independent oven
- » 7 Cooking programs
- » 2 glasses door and tangential ventilation
- » Telescopic guides 50% removables, PSC
- » 2 enamelled trays of 50mm and 25 mm
- » Simple grid

**EOE-6020 X** P. 65  
Cod.: 921270255 EAN: 8422248110402



- » 80 liters independent oven
- » 7 Cooking programs
- » 2 glasses door and tangential ventilation
- » Telescopic guides 50% removables, PSC
- » 2 enamelled trays of 50mm and 25 mm
- » Simple grid

### STATIC

**EOE-5020 X** P. 66  
Cod.: 921270256 EAN: 8422248110419



- » 66 liters independent oven
- » 4 cooking programs
- » 2 glasses door and tangential ventilation
- » 1 enamelled tray of 50 mm
- » Simple grid

**EOE-5010 X** P. 67  
Cod.: 921270260 EAN: 8422248111133



- » 62 liters independent oven
- » 4 cooking programs
- » 2 glasses door and tangential ventilation
- » 1 enamelled tray of 25 mm

**EOE-5010 WH** P. 67  
Cod.: 921270266 EAN: 8422248190497



- » 62 liters independent oven
- » 4 cooking programs
- » 2 glasses door and tangential ventilation
- » 1 enamelled tray of 25 mm

### MULTIFUNCTION PLUS

**EOE-4530 X** P. 68  
Cod.: 921270252 EAN: 8422248098168



- » 40 liters independent oven, height of 45 cm
- » 6 cooking programs and 2 special program
- » Cold door: 3 glasses door and tangential ventilation
- » Telescopic guides 100% removables, PSCP
- » Enamelled tray of 50 mm
- » Simple grid

### MULTIFUNCTION

**EOE-4520 X** P. 69  
Cod.: 921270217 EAN: 8435436108891



- » 40 liters independent oven, height of 45 cm
- » 4 cooking programs and 2 special
- » Cold door: 3 glasses door and tangential ventilation
- » Enamelled tray of 50 mm
- » Simple grid



### 25 L BUILT IN MICROWAVE

**EMW-2530-IG BK** P. 71  
Cod.: 929270361 EAN: 8422248101882



- » 25 liters, 900 W and with 1200 W grill built-in microwave
- » 5 levels of power cooking selection
- » 3 levels of power grill selection
- » Microwave, grill, grill + micro and programmed functions
- » Quick start selector

**EMW-2530-IG WH** P. 71  
Cod.: 929270362 EAN: 8422248101899



- » 25 liters, 900 W and with 1200 W grill built-in microwave
- » 5 levels of power cooking selection
- » 3 levels of power grill selection
- » Microwave, grill, grill + micro and programmed functions
- » Quick start selector

**EMW-2510-IG X** P. 72  
Cod.: 929270360 EAN: 8422248083911



- » 25 liters, 900 W and with 1000 W grill built-in microwave
- » 5 levels of power cooking selection
- » Microwave, grill, grill + micro and programmed functions
- » Quick start selector

### 23 L BUILT IN MICROWAVE

**EMW-2320-IG X** P. 73  
Cod.: 929270347 EAN: 8435436111921



- » 23 liters, 800 W and with 1200 W grill built-in microwave
- » 6 levels of power cooking selection
- » 2 levels of power grill selection
- » Microwave, grill, grill + micro and programmed functions
- » Quick start selector

### 20 L BUILT IN MICROWAVE

**EMW-2020-IG BK** P. 74  
Cod.: 929270363 EAN: 8422248101905



- » 20 liters, 800 W and with 1000 W grill built-in microwave
- » 5 levels of power cooking selection
- » 3 levels of power grill selection
- » Microwave, grill and grill + micro functions
- » Quick start selector
- » Installation suitable for High Furniture

**EMW-2020-IG WH** P. 74  
Cod.: 929270364 EAN: 8422248101912



- » 20 liters, 800 W and with 1000 W grill built-in microwave
- » 5 levels of power cooking selection
- » 3 levels of power grill selection
- » Microwave, grill and grill + micro functions
- » Quick start selector
- » Installation suitable for High Furniture

**EMW-2020-IG X** P. 75  
Cod.: 929270344 EAN: 8435436110771



- » 20 liters, 700 W and with 1000 W grill built-in microwave
- » 6 levels of power cooking selection
- » 2 levels of power grill selection
- » Microwave, grill, grill + micro and programmed functions
- » Quick start selector
- » Installation suitable for High Furniture

**EMW-2020-I X** P. 76  
Cod.: 929270346 EAN: 8435436111914



- » 20 liters and 700 W built-in microwave
- » 5 levels of power selection
- » Programmed functions
- » Quick start selector
- » Installation suitable for High Furniture

### 20 L BUILT IN MICROWAVE

**EMW-2010-IG XBK** P. 77  
Cod.: 929270352 EAN: 8435436112010





- » 20 liters, 800 W and with 1000 W grill built-in microwave
- » 5 levels of power cooking selection
- » 4 levels of power grill selection
- » Microwave, grill and grill + micro functions

**EMW-2010-IG XWH** P. 77  
Cod.: 929270353 EAN: 8435436112027



- » 20 liters, 800 W and with 1000 W grill built-in microwave
- » 5 levels of power cooking selection
- » 4 levels of power grill selection
- » Microwave, grill and grill + micro functions

### OVENS ACCESORIES

	MODEL / EAN-13	COMPATIBLE MODELS	DESCRIPTION
BAKING AND PIZZA STONE			
	<b>07090045</b> <b>390x327mm</b> EAN-13: 8422248080088	EOE-5020 X, EOE-4530 X	Stone accessory to traditionally bake bread and pizza.
TELESCOPIC GUIDE			
	<b>07090025</b> EAN-13: 8422248071000	EOE-8411 P X	PSCP - Clipable Pull System Plus 100% extraction.
	<b>07090068</b> EAN-13: 8422248365062	EOE 7050 FBK EOE 7050 FWH, EOE-7040 BK, EOE-7040 WH, EOE-6040 X, EOE-6020 X	PSC - Clipable Pull System 50% extraction.
	<b>07090044</b> EAN-13: 8422248080071	EOE-4530 X	PSCP - Clipable Pull System Plus 100% extraction.

## Accessories that make your life easier

### Telescopic guides: Easy removal of the trays

The comfort in the kitchen is a key factor when choosing our appliances. Therefore, our ovens have telescopic guides that allow the trays to be removed from the oven, facilitating cooking and guaranteeing a higher safety level when handling food.

### Accessories that make the difference

The "traditional baking stone for pizza and bread" allows traditional stone baking. Thanks to this new accessory you will get great results in your recipes for pizzas and bread.



### Energy efficiency A

The environmental commitment and energy saving are our responsibility. That is why our new A class ovens consume up to 20 % less than the previous generation.

That means an important saving in your electricity bill as well as a lower environmental impact.

### Cold door with four glasses and tangential ventilation

Safety in the kitchen is essential for us. Therefore, in our range we have cold door ovens with up to four glasses.



Our ovens also have cooling tangential ventilation which attracts cold air and mixes it with hot air to ensure low temperatures both on the surface and on the nearby furniture.

The perfect insulation of the oven door guarantees a full safety and contributes to optimize to the maximum the cooking quality, the pyrolytic cleaning and the energy consumption, since it minimizes heat losses.

### Electronic precision

In Edesa we innovate to guarantee reliability and precision.

The electronic control of Edesa precisely keeps the selected temperature. In this way, food is always being cooked at its ideal temperature.

This accuracy also allows to cook delicate dishes at low temperature, maintaining its nutritional properties and its flavor to the maximum. Because health also matters to us.

### Control panels for all likings

From the simple mechanical controls to the most exclusive LCD screens, Edesa ovens allow a quick and intuitive programming.

Thanks to the push pull buttons, you can access to all programs or select the temperature with a simple touch. Furthermore, as they are built into the panel, they are much easier to clean.

### Maximum internal capacity: 80 L

80 L

For cuisine lovers who require of an extra capacity without sacrificing space in the kitchen, here we launch large capacity ovens.

The internal cavity is optimized to allow the cooking of large pieces of meat or fish, or even to allow simultaneous preparations up to 6 different levels.



### Compact ovens of 45 cm

This is the solution for users who have a limited space. These ovens are designed for cavities 45 cm high with enough space and capacity to cook recipes for the whole family.

### The best self-cleaning in the market with Edesa pyrolysis

If you are looking for self-cleaning system, then you will find it in our Edesa pyrolytic range.

The fundamental advance of the pyrolysis of these models is the design of its interior cavity and its door, which allows to achieve a total inner isolation and all corners remain completely clean.

In addition, this design that takes full advantage of the generated heat is more efficient to ensure the minimum consumption.

To adapt to the needs of each user, these ovens allow cleaning by pyrolysis through 2 different functions, depending on the time and degree of soiling.



### Easy-clean, the most comfortable cleaning

If you are searching for an alternative to the pyrolysis, then the Easy-clean program of our multifunction plus and multifunction ovens is your best option.

The interior of the oven has a very low porosity enamel which prevents grease from getting stuck on the walls while cooking.

In addition, the Edesa ovens offer the Easy-clean system either manually or automatically. Using steam it facilitates the cleaning and helps to remove dirt very comfortably and easily, depositing it in the bottom of the oven.

All you need to do is spray water inside the oven, select the program and in just a few minutes you will get the oven clean.



### Extra-large trays

Edesa ovens have extra-large trays with a significant useful surface area of 1,435 cm<sup>2</sup> and a depth of up to 50 mm.

For more voluminous foods, dishes with sauces or lasagnas, the deep trays included in most of our ovens will be very useful.

### Multiply your cooking possibilities with the "Pull System"

The Pull System can be placed in any height of the oven. It also provides a guided access to the tray more comfortable and safe when dressing the dishes while cooking.

In addition, this multipurpose system of Edesa offers you more cooking options to improve your dishes:

- Traditional cooking; using the tray or grid.
- Roasts, placing the system on the tray that works as a juice collector.

Our ovens include different types of guides that allow an easy and safe access to the interior cavity of the oven:

#### Clipable Pull System (PSC)



This evolution of the Clip-on Pull System allows to fasten telescopic guides to any height of the oven walls, facilitating the horizontal slide of the tray up to 50 %.

#### Clipable Pull System Plus (PSCP)



The PSCP allows to remove telescopic guides to 100 % and fasten them to any height. In other words, it allows the full access to the oven tray avoiding any interference with the heating zones.

### Cooking column, for the most exclusive kitchens

If you want your kitchen to stand out, choose an Edesa. Glass oven and microwave with a decorative stainless steel frame, which gives that touch to your kitchen to make it shine. And if you prefer smooth, easy-to-clean glass surfaces, now they are also available.



### The largest in its category

The 315 mm diameter rotating plate in the 25L microwaves offer the best conditions to easily introduce dishes and guarantee the uniform heating of the food.



#### Functionality



Edesa microwaves offer different cooking possibilities; from sophisticated preparations using micro and grill to the simple heating of a soup using the micro function.



And if you are looking for perfection in your dishes, microwaves can be set according to temperature and weight of the food, thus getting succulent meals.



#### Speed



Thanks to the Quick Start function, you can operate the microwave with a simple touch.

Programmed recipes will help you to get the most out of your microwave.



#### Comfort

The "Memory" function allows to record the usual cooking in order not to have to reprogram it in future cooking.





### EOE-8411 P X Stainless steel

Cod.: 921270253 - EAN: 8422248100304



#### Functions

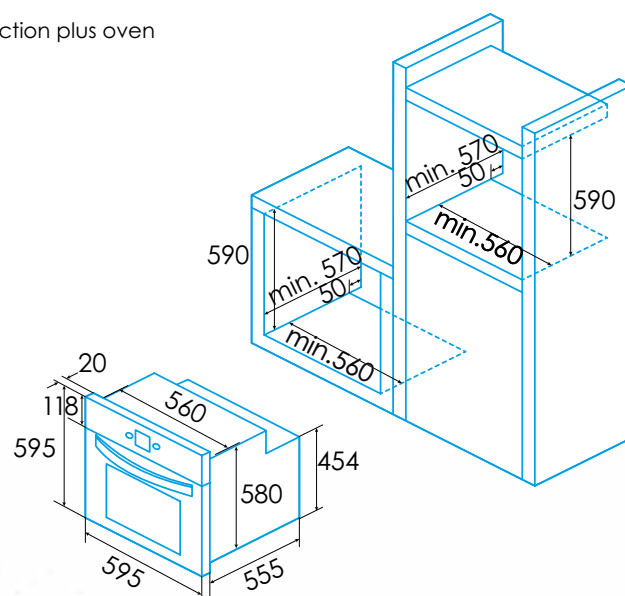


- » 70 liters multifunction plus pyrolytic independent oven
- » Black glass door with stainless steel control panel
- » Start-stop programmer
- » 8 cooking programs and 3 special programs multifunction plus oven
- » Pyrolytic enamel
- » 2 programs to pyrolytic cleaning system
- » Push pull knobs
- » Cold door: 4 glasses door and tangential ventilation
- » Led technology display
- » Telescopic guides 50% removables, PSC
- » 1 enamelled tray of 45 mm
- » Simple grid

#### Special



#### Cleaning



\* measurements in mm

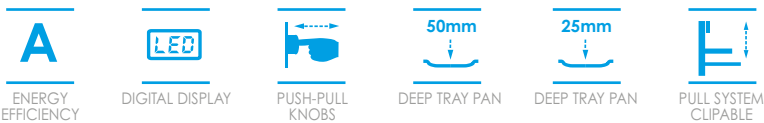


### EOE-7050 FBK Black

Cod.: 921270258 - EAN: 8422248110716

### EOE-7050 FWH White

Cod.: 921270259 - EAN: 8422248110723



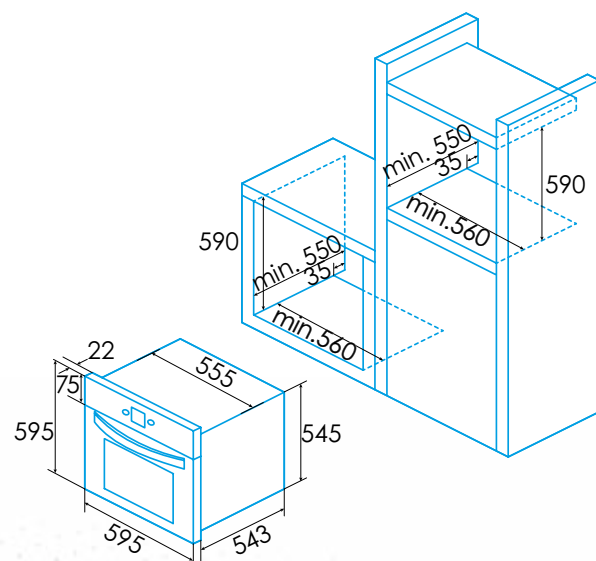
#### Functions



#### Cleaning



- » 80 liters Easy-clean multifunction plus independent oven
- » Black/White glass door and control panel
- » Start-stop programmer
- » 8 cooking programs multifunction plus oven
- » ETC Easy-To-Clean enamel
- » Easy-clean cleaning system
- » Push pull knobs
- » Cold door: 3 glasses door and tangential ventilation
- » Led technology display
- » Telescopic guides 50% removables, PSC
- » 2 enamelled tray 50mm and 25 mm
- » Simple grid



\* measurements in mm




### EOE-7040 BK Black

Cod.: 921270263 - EAN: 8422248111270

### EOE-7040 WH White

Cod.: 921270261 - EAN: 8422248111263



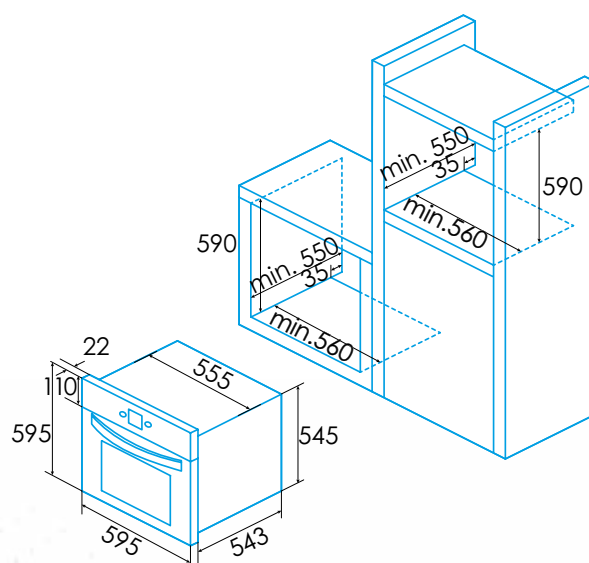
#### Functions



#### Cleaning



- » 80 liters Easy-clean multifunction plus independent oven
- » Black/White glass door and control panel
- » Start-stop programmer
- » 8 cooking programs multifunction plus oven
- » ETC Easy-To-Clean enamel
- » Easy-clean cleaning system
- » Push pull knobs
- » 2 glasses door and tangential ventilation
- » Led technology display
- » Telescopic guides 50% removables, PSC
- » 2 enamelled tray 50mm and 25 mm
- » Simple grid

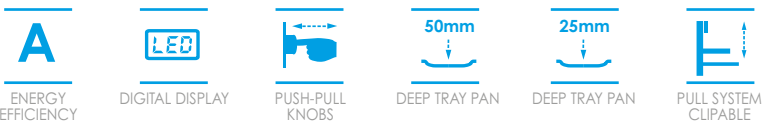


\* measurements in mm



#### EOE-7040 X Stainless steel

Cod.: 921270262 - EAN: 8422248110754



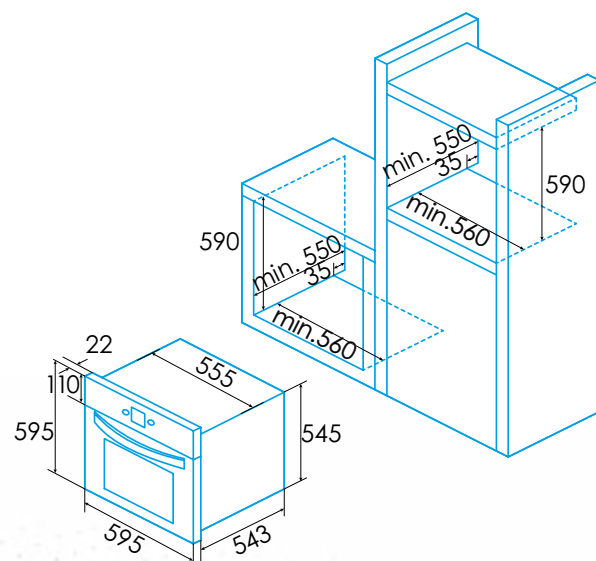
#### Functions



#### Cleaning



- » 80 liters Easy-clean multifunction plus independent oven
- » Black glass door with stainless steel control panel
- » Start-stop programmer
- » 8 cooking programs multifunction plus oven
- » ETC Easy-To-Clean enamel
- » Easy-clean cleaning system
- » Push pull knobs
- » 2 glasses door and tangential ventilation
- » Led technology display
- » Telescopic guides 50% removables, PSC
- » 2 enamelled tray 50mm and 25 mm
- » Simple grid



\* measurements in mm



### EOE-6040 X Stainless steel

Cod.: 921270264 - EAN: 8422248111287

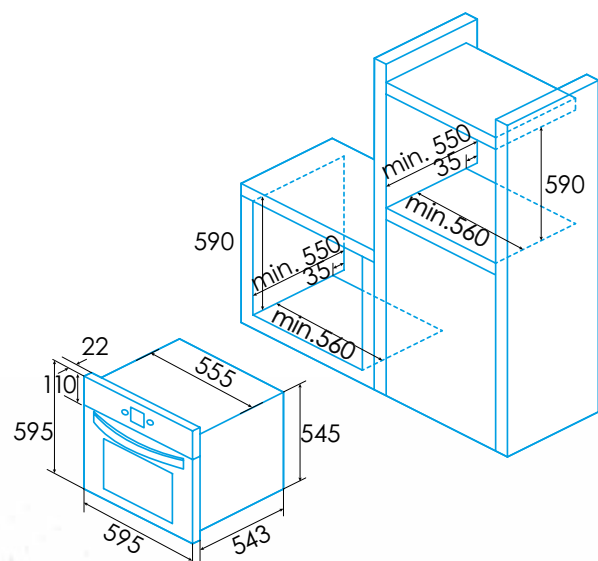


#### Functions



- » 80 liters Easy-clean multifunction independent oven
- » Black glass door with stainless steel control panel
- » Start-stop programmer
- » 7 cooking programs multifunction oven
- » ETC Easy-To-Clean enamel
- » Manual Easy-clean cleaning system
- » 2 glasses door and tangential ventilation
- » Telescopic guides 50% removables, PSC
- » 2 enamelled tray 50mm and 25 mm
- » Simple grid

#### Cleaning



\* measurements in mm



### EOE-6020 X Stainless steel

Cod.: 921270255 - EAN: 8422248110402



#### Functions



» 80 liters Easy-clean multifunction independent oven



» Black glass door with stainless steel control panel



» Timing programming and stop



» 7 cooking programs multifunction oven

#### Cleaning



» ETC Easy-To-Clean enamel



» Manual Easy-clean cleaning system



» 2 glasses door and tangential ventilation

#### Cleaning



» Telescopic guides 50% removables, PSC

#### Cleaning

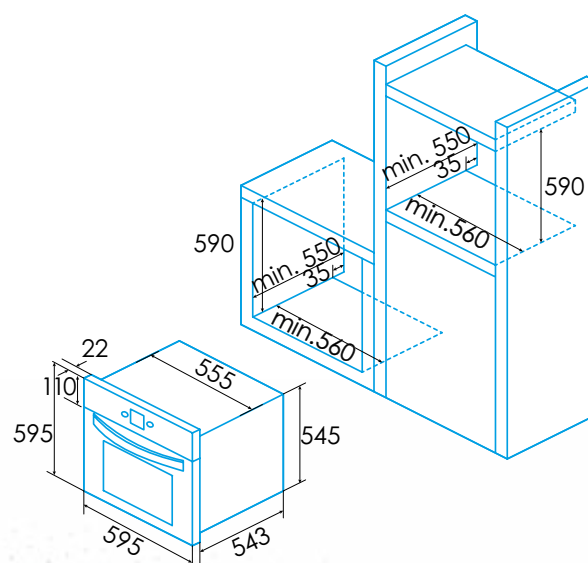


» 2 enamelled tray 50mm and 25 mm

#### Cleaning



» Simple grid



\* measurements in mm



### EOE-5020 X Stainless steel

Cod.: 921270256 - EAN: 8422248110419



ENERGY  
EFFICIENCY



DEEP TRAY PAN

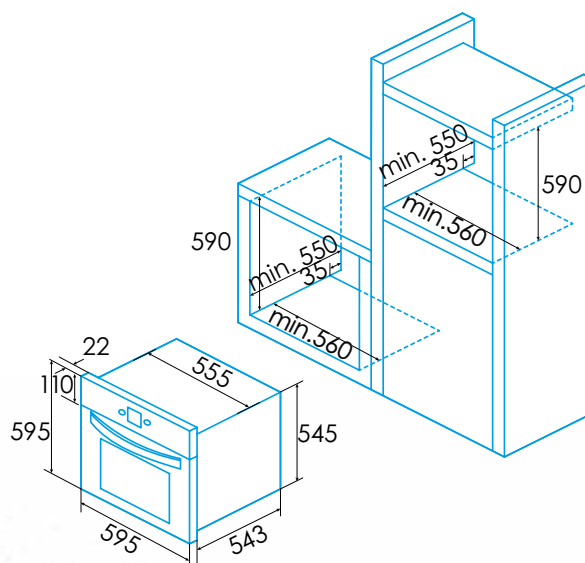
#### Functions



#### Cleaning



- » 66 liters static independent oven
- » Black glass door with stainless steel control panel
- » Timming programming and stop
- » 4 cooking programs static oven
- » ETC Easy-To-Clean enamel
- » Manual Easy-clean cleaning system
- » 2 glasses door and tangential ventilation
- » Enamelled tray of 50 mm
- » Simple grid



\* measurements in mm





### EOE-5010 X Stainless steel

Cod.: 921270260 - EAN: 8422248111133



#### Functions



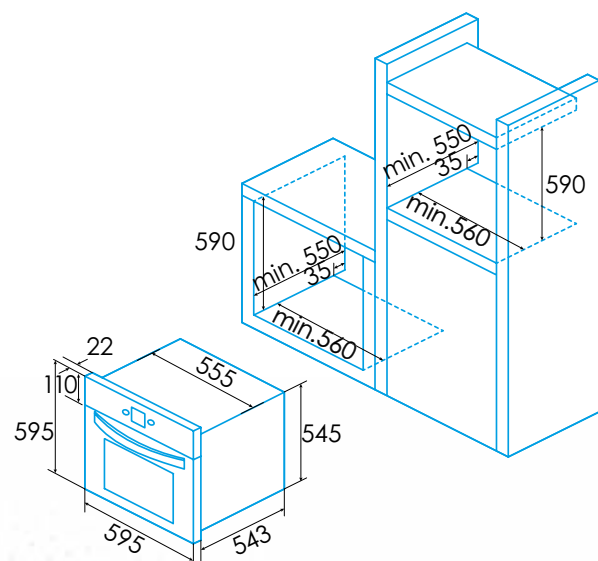
#### Cleaning



- » 62 liters static independent oven
- » Black/White glass door with stainless steel control panel
- » 4 cooking programs static oven
- » ETC Easy-To-Clean enamel
- » Manual Easy-clean cleaning system
- » 2 glasses door and tangential ventilation
- » Enamelled tray of 25 mm

### EOE-5010 WH White

Cod.: 921270266 - EAN: 8422248190497



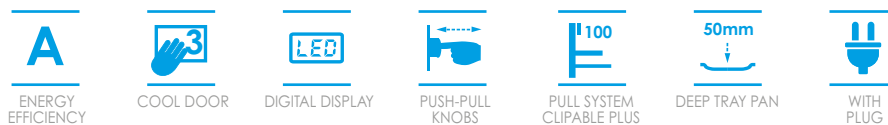
\* measurements in mm





#### EOE-4530 X Stainless steel

Cod.: 921270252 - EAN: 8422248098168



#### Functions

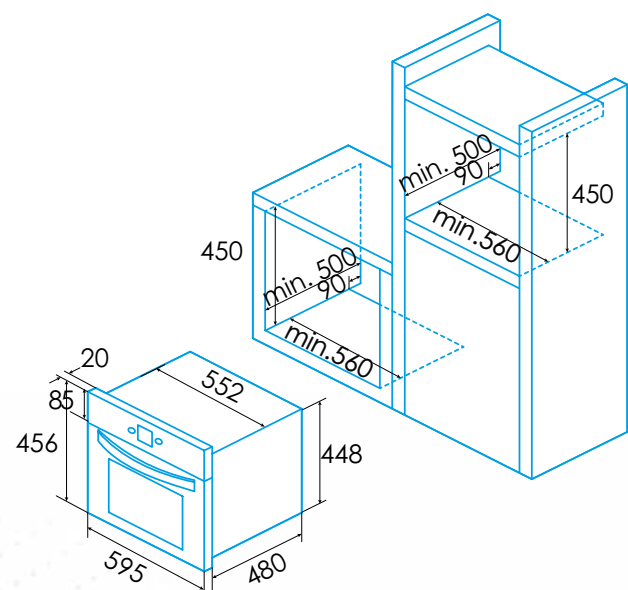


- » 40 liters multifunction plus independent oven, height of 45 cm
- » Black glass door with stainless steel control panel
- » 6 cooking programs and 2 special program multifunction plus oven
- » ETC Easy-To-Clean enamel
- » Manual Easy-clean cleaning system
- » Push pull knobs
- » Cold door: 3 glasses door and tangential ventilation
- » Led technology display

#### Special



- » Telescopic guides 100% removables, PSCP
- » Enamelled tray of 50 mm
- » Simple grid



\* measurements in mm



### EOE-4520 X Stainless steel

Cod.: 921270217 - EAN: 8435436108891



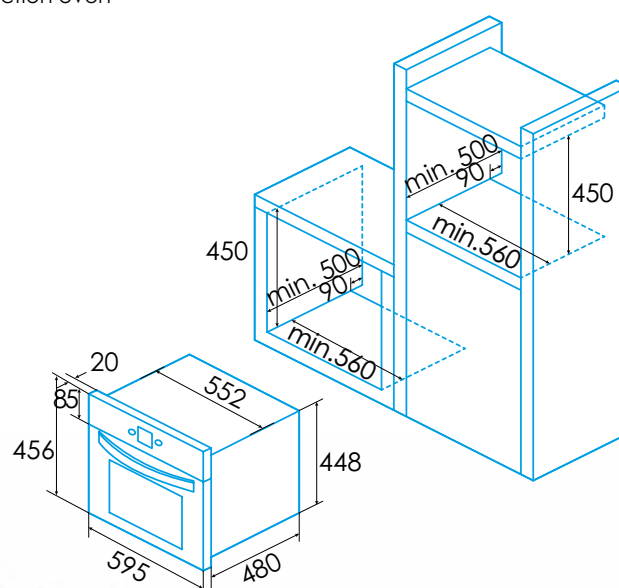
#### Functions



#### Special



- » 40 liters multifunction independent oven, height of 45 cm
- » Black glass door with stainless steel control panel
- » 4 cooking programs and 2 special program multifunction oven
- » Timming programming
- » ETC Easy-To-Clean enamel
- » Manual Easy-clean cleaning system
- » Cold door: 3 glasses door and tangential ventilation
- » Enamelled tray of 50 mm
- » Simple grid



\* measurements in mm

edesa





### EMW-2530-IG BK Black glass

Cod.: 929270361 - EAN: 8422248101882

### EMW-2530-IG WH White glass

Cod.: 929270362 - EAN: 8422248101899

25 L

INNER CAPACITY

LED

DIGITAL DISPLAY

QUICK START

QUICK START

GRILL

GRILL

PROGRAMMED FUNCTIONS

PROGRAMMED FUNCTIONS

WITH PLUG

WITH PLUG

#### Functions

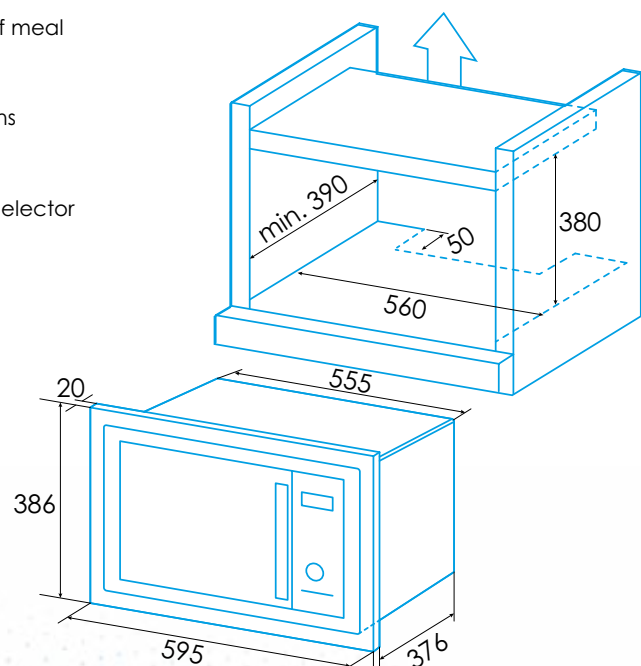


- » 25 liters, 900 W and with 1200 W grill built-in microwave
- » Stainless steel cavity and touch door opening
- » Defrosting, heating and cooking by time and type of meal
- » 5 levels of power cooking selection
- » 3 levels of power grill selection
- » Microwave, grill, grill + micro and programmed functions

#### Programs



- » 95 min. time selector with display
- » Quick start selector
- » Led technology display. Touch buttons and rotating selector
- » Safety lock for children and elderly
- » Diameter of glass dish 315 mm
- » Maximum diameter for a dish 320 mm



\* measurements in mm



**EMW-2510-IG X** Black/Stainless steel

**Cod.: 929270360 - EAN: 8422248083911**

25 L

## INNER CAPACITY



DIGITAL DISPLAY



## QUICK START



## GRILL



## PROGRAMMED FUNCTIONS



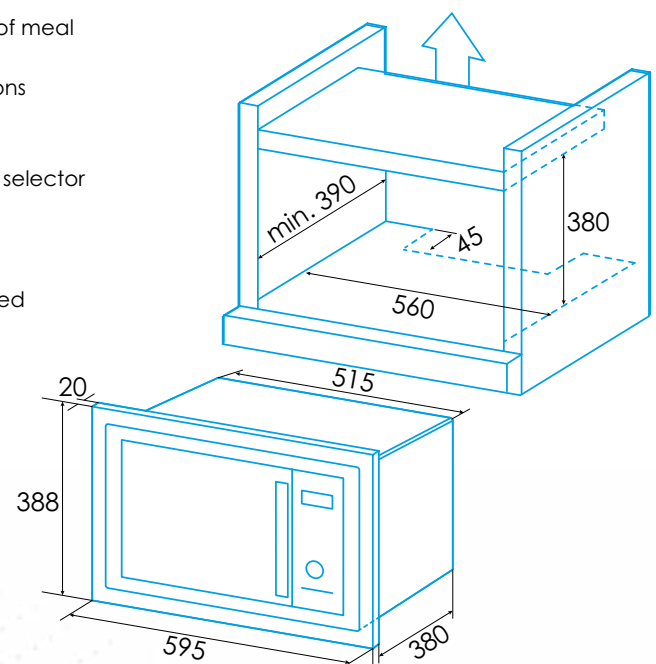
WITH  
PLUG

## Functions

- » 25 liters, 900 W and with 1000 W grill built-in microwave
- » Stainless steel cavity
- » Defrosting, heating and cooking by time and type of meal
- » 5 levels of power cooking selection
- » Microwave, grill, grill + micro and programed functions
- » 95 min. time selector with display
- » Quick start selector
- » Led technology display. Touch buttons and rotating selector
- » Safety lock for children and elderly
- » Diameter of glass dish 315 mm
- » Maximum diameter for a dish 320 mm
- » Microwave decorative stainless steel frame integrated



## Programs



\* measurements in mm



### EMW-2320-IG X Stainless steel

Cod.: 929270347 - EAN: 8435436111921

23 L

INNER CAPACITY

LED

DIGITAL DISPLAY

QUICK START

QUICK START

GRILL

GRILL

PROGRAMMED FUNCTIONS

PROGRAMMED FUNCTIONS

WITH PLUG

WITH PLUG

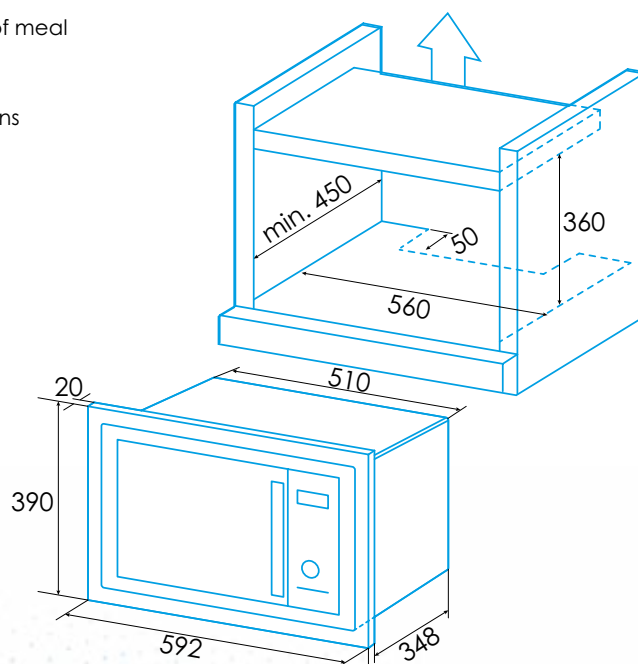
#### Functions



#### Programs



- » 23 liters, 800 W and with 1200 W grill built-in microwave
- » Stainless steel cavity
- » Defrosting, heating and cooking by time and type of meal
- » 6 levels of power cooking selection
- » 2 levels of power grill selection
- » Microwave, grill, grill + micro and programmed functions
- » Quartz grill
- » 60 min. time selector with display
- » Memory function
- » Quick start selector
- » Led technology display
- » Safety lock for children and elderly
- » Diameter of glass dish 315 mm
- » Maximum diameter for a dish 320 mm
- » Microwave frame integrated



\* measurements in mm



### EMW-2020-IG BK Black glass

Cod.: 929270363 - EAN: 8422248101905

### EMW-2020-IG WH White glass

Cod.: 929270364 - EAN: 8422248101912

20 L

INNER CAPACITY

LED

DIGITAL DISPLAY

QUICK START

QUICK START

GRILL

GRILL

WITH PLUG

WITH PLUG

#### Functions



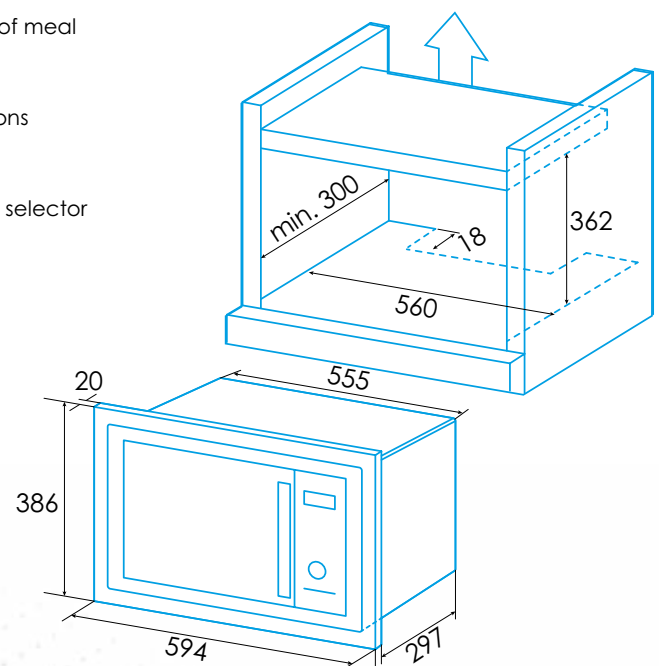
- » 20 liters, 800 W and with 1000 W grill built-in microwave
- » Stainless steel cavity
- » Defrosting, heating and cooking by time and type of meal
- » 5 levels of power cooking selection
- » 3 levels of power grill selection



#### Programs



- » Microwave, grill, grill + micro and programmed functions
- » 95 min. time selector with display
- » Quick start selector
- » Led technology display. Touch buttons and rotating selector
- » Safety lock for children and elderly
- » Diameter of glass dish 245 mm



\* measurements in mm





### EMW-2020-IG X Stainless steel

Cod.: 929270344 - EAN: 8435436110771

20 L

INNER CAPACITY

LED

DIGITAL DISPLAY

QUICK START

QUICK START

GRILL

GRILL

PROGRAMMED FUNCTIONS

PROGRAMMED FUNCTIONS

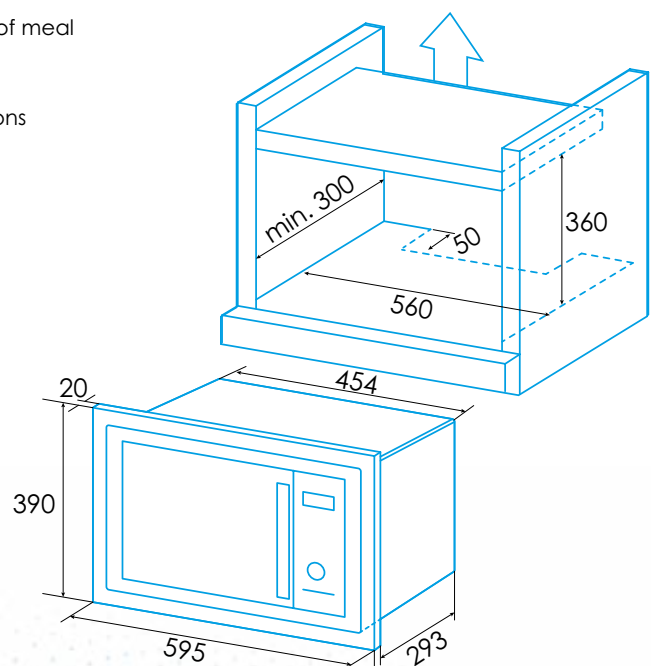
#### Functions



#### Programs



- » 20 liters, 700 W and with 1000 W grill built-in microwave
- » Stainless steel cavity
- » Defrosting, heating and cooking by time and type of meal
- » 6 levels of power cooking selection
- » 2 levels of power grill selection
- » Microwave, grill, grill + micro and programmed functions
- » Quartz grill
- » 60 min. time selector with display
- » Quick start selector
- » Memory function
- » Safety lock for children and elderly
- » Diameter of glass dish 245 mm
- » Maximum diameter for a dish 250 mm
- » Microwave frame integrated



\* measurements in mm





#### EMW-2020-I X Stainless steel

Cod.: 929270346 - EAN: 8435436111914

20 L

INNER CAPACITY



QUICK START



DIGITAL DISPLAY



PROGRAMMED  
FUNCTIONS

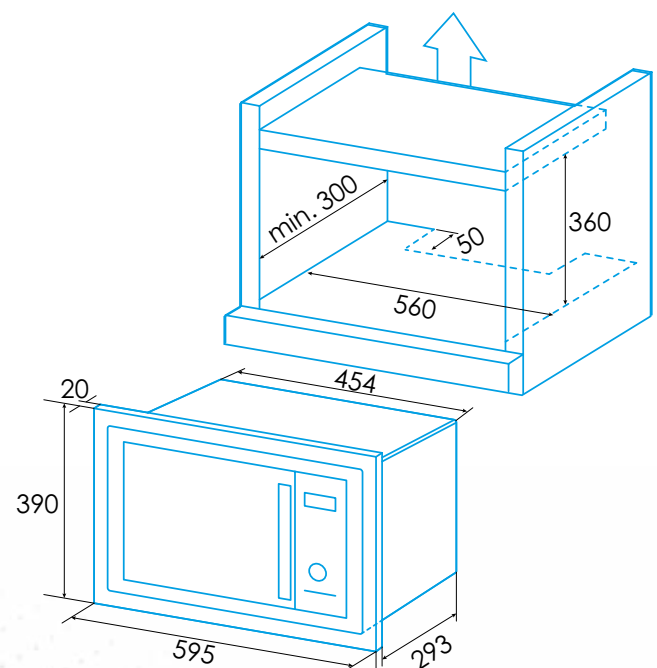


WITH  
PLUG

#### Functions



- » 20 liters and 700 W built-in microwave
  - » Stainless steel cavity
  - » Defrosting, heating and automatic cooking
- #### Programs
- » 5 levels of power selection
  - » 60 min. time selector with display
  - » Quick start selector
  - » Programmed functions
  - » Memory function
  - » Safety lock for children and elderly
  - » Diameter of glass dish 245 mm
  - » Maximum diameter for a dish 250 mm
  - » Microwave frame integrated



\* measurements in mm



### EMW-2010-IG XBK Black glass

Cod.: 929270352 - EAN: 8435436112010

20 L

INNER CAPACITY



GRILL



WITH  
PLUG

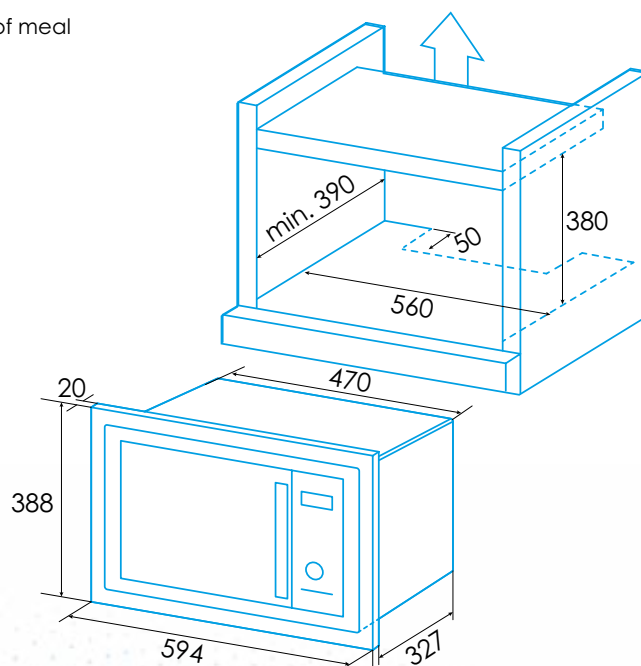
#### Functions



#### Programs



- » 20 liters, 800 W and with 1000 W grill built-in microwave
- » Stainless steel cavity
- » Defrosting, heating and cooking by time and type of meal
- » 5 levels of power cooking selection
- » 4 levels of power grill selection
- » Microwave, grill and grill + micro functions
- » 35 min. time selector with mechanic control
- » Diameter of glass dish 245 mm
- » Maximum diameter for a dish 250 mm
- » Microwave frame integrated



\* measurements in mm

Code	921270253	921270258	921270259	921270263	921270261	921270262	
EAN	8422248100304	8422248110716	8422248110723	8422248111270	8422248111263	8422248110754	
Model	EOE-8411 P X	EOE-7050 FBK	EOE-7050 FWH	EOE-7040 BK	EOE-7040 WH	EOE-7040 X	
Type (Electric/Gas)	Electric	Electric	Electric	Electric	Electric	Electric	
Product fiche							
Energy efficiency index (IEE conventional/multifunction)	94	94,4	94,4	94,4	94,4	94,4	
Energy efficiency Class	A	A	A	A	A	A	
Conventional mode energy consumption (according to EN 50304/2009) [kWh]	0,99	0,85	0,85	0,85	0,85	0,85	
Multifunction mode energy consumption (according to EN 50304/2009) [kWh]	0,79	0,84	0,84	0,84	0,84	0,84	
Number of cavities	1	1	1	1	1	1	
Cavity volume (l)	70	80	80	80	80	80	
Dimensions							
External dimensions							
Appliance width [mm]	595	595	595	595	595	595	
Appliance height [mm]	595	595	595	595	595	595	
Appliance depth [mm]	555	543	543	543	543	543	
Inner dimensions according to 50304/2009							
Cavity width [mm]	487	477	477	477	477	477	
Cavity height [mm]	350	394	394	394	394	394	
Cavity depth [mm]	420	425	425	425	425	425	
Characteristics							
Finishing	Black glass + Stainless Steel	Black Glass	White glass	Black Glass	White glass	Black glass + Stainless Steel	
Door lock option	Yes	Yes	Yes	Yes	Yes	Yes	
Tray levels	5	6	6	6	6	6	
Fan	Tangential	Tangential	Tangential	Tangential	Tangential	Tangential	
Number of lights	1	1	1	1	1	1	
Controls							
Control type	Pop out knobs	Pop out knobs	Pop out knobs	Pop out knobs	Pop out knobs	Pop out knobs	
Screen Technology	LED	LED	LED	LED	LED	LED	
Working pilot light	Yes	Yes	Yes	Yes	Yes	Yes	
Thermostat pilot light	Yes	Yes	Yes	Yes	Yes	Yes	
Min. temperature [°C]	50	40	40	40	40	40	
Pyrolysis pilot light	Yes	-	-	-	-	-	
Cleaning							
Enamel	Pyrolytic	ETC Easy-To-Clean enamel	ETC Easy-To-Clean enamel	ETC Easy-To-Clean enamel	ETC Easy-To-Clean enamel	ETC Easy-To-Clean enamel	
Type of cavity / lateral grill	Chromed	Chromed	Chromed	Chromed	Chromed	Chromed	
Inner glass	Removable	Removable	Removable	Removable	Removable	Removable	
Pyrolytic Cleaning	Yes	No	No	No	No	No	
Min. Pyrolysis duration (min)	1h 30'	-	-	-	-	-	
Max. Pyrolysis duration (min)	2h	-	-	-	-	-	
EasyClean Cleaning	Yes	Yes	Yes	Yes	Yes	Yes	
Programs							
Functions	12	0+8	0+8	0+8	0+8	0+8	
Inner light	Yes	Yes	Yes	Yes	Yes	Yes	
Fast preheat	Yes	No	No	No	No	No	
Security							
Security Thermostat	Yes	Yes	Yes	Yes	Yes	Yes	
Security automatic disconnection	Yes	Yes	Yes	Yes	Yes	Yes	
Automatic door block	No	No	No	No	No	No	
Number of door glasses	4	3	3	2	2	2	
Cooling fan	Yes	Yes	Yes	Yes	Yes	Yes	
Electrical connection							
Grill power [W]	2000	1000+2000	1000+2000	1000+2000	1000+2000	1000+2000	
Top heating element power [W]	950	900	900	900	900	900	
Underfloor element Power [W]	1100	1200	1200	1200	1200	1200	
Back element Power [W]	2000	2300	2300	2300	2300	2300	
Total Power [kW]	3200	2300	2300	2300	2300	2300	
Nominal voltage [V] / Mains frequency [Hz]	220-240 / 50	220-240 / 50	220-240 / 50	220-240 / 50	220-240 / 50	220-240 / 50	
Light power [W]	25	15	15	15	15	15	
Accessories							
Flat tray	-	1	1	1	1	1	
Deep tray	1	1	1	1	1	1	
Grill	1	1	1	1	1	1	
Roast kit	-	-	-	-	-	-	
Telescopic guides	1	1	1	1	1	1	
Telescopic guides	PSC-50%	PSC-50%	PSC-50%	PSC-50%	PSC-50%	PSC-50%	
Pizza Stone (optional)	No	No	No	No	No	No	

(1) Delegated Regulation (EU) No.65 / 2014 of 2013 October 1 that complements Directive 2010/30 / EU of the European Parliament and of the Council in relation to the energy labeling of domestic ovens and hoods. (2) Class range from A+++ (more efficient) to B (less efficient). (3) Measurement obtained according to EN-60350-2 legal standard.

921270264 8422248111287 EOE-6040 X	921270255 8422248110402 EOE-6020 X	921270256 8422248110419 EOE-5020 X	921270260 8422248111133 EOE-5010 X	921270266 8422248190497 EOE-5010 WH	921270252 8422248098168 EOE-4530 X	921270217 8435436108891 EOE-4520 X
Electric	Electric	Electric	Electric	Electric	Electric	Electric
94,4	94,4	95,2	95,1	95,1	97,2	94
A	A	A	A	A	A	A
0,85	0,85	0,79	0,77	0,77	0,7	0,7
0,84	0,84	-	-	-	0,71	0,71
1	1	1	1	1	1	1
80	80	66	62	62	40	40
595	595	595	595	595	595	595
595	595	595	595	595	456	456
543	543	543	543	543	531	502
477	477	440	440	440	450	450
394	394	316	316	316	260	260
425	425	444	444	444	456	456
Black glass + Stain- less Steel	Black glass + Stain- less Steel	Black glass + Stain- less Steel	Black glass + Stain- less Steel	White glass	Stainless steel	Stainless steel
No	No	No	No	No	No	No
6	6	4	4	4	4	3
Tangencial	Tangencial	Tangencial	Tangencial	Tangencial	Tangencial	Tangencial
1	1	1	1	1	1	1
Fix knobs	Fix knobs	Fix knobs	Fix knobs	Fix knobs	Pop out knobs	Fix knobs
LED	LED	LED	LED	LED	LED	LED
Yes	Yes	Yes	Yes	Yes	Yes	Yes
Yes	Yes	Yes	Yes	Yes	Yes	Yes
40	40	40	40	40	50	50
-	-	-	-	-	No	No
ETC Easy-To-Clean enamel	ETC Easy-To-Clean enamel	ETC Easy-To-Clean enamel	ETC Easy-To-Clean enamel	ETC Easy-To-Clean enamel	ETC Easy-To-Clean enamel	ETC Easy-To-Clean enamel
Chromed	Chromed	Embossed	Embossed	Embossed	Chromed	Embossed
Removable	Removable	Removable	Removable	Removable	Removable	Removable
No	No	No	No	No	No	No
-	-	-	-	-	-	-
-	-	-	-	-	-	-
No	No	No	No	No	Yes	Yes
0+7	0+7	0+4	0+4	0+4	9	6
Yes	Yes	Yes	Yes	Yes	Yes	Yes
No	No	No	No	No	No	No
Yes	Yes	Yes	Yes	Yes	Yes	Yes
Yes	Yes	Yes	Yes	Yes	Yes	Yes
No	No	No	No	No	No	No
2	2	2	2	2	3	3
Yes	Yes	Yes	Yes	Yes	Yes	Yes
1000+2000	1000+2000	1000+2000	1000+2000	1000+2000	2380	2200
900	900	900	900	900	900	900
-	-	1200	1200	1200	1300	1300
2300	2300	-	-	-	2000	-
2300	2300	2300	2300	2300	2,38	2,38
220-240 / 50	220-240 / 50	220-240 / 50	220-240 / 50	220-240 / 50	220-240 / 50-60	220-240 / 50-60
15	15	15	15	15	25	25
1	1	-	1	1	-	-
1	1	1	-	-	1	1
1	1	1	-	-	1	1
-	-	-	-	-	-	-
1	1	-	-	-	1	-
PSC-50%	PSC-50%	-	-	-	PSCP-100%	-
No	No	No	No	No	Yes	Yes

Code	929270361	929270362	929270360	929270347	929270363	
EAN	8422248101882	8422248101899	8422248083911	8435436111921	8422248101905	
Model	EMW-2530-IG BK	EMW-2530-IG WH	EMW-2510-IG X	EMW-2320-IG X	EMW-2020-IG BK	
Type (Built in / free standing)	Built in	Built in	Built in	Built in	Built in	
DIMENSIONS						
Cavity height [mm]	208	208	197	205	205	
Cavity width [mm]	328	328	333	330	305	
Cavity depth [mm]	369	369	355	330	280	
External dimensions: height [mm]	386	386	388	390	386	
External dimensions: width [mm]	595	595	595	592	594	
External dimensions: depth [mm]	376	376	380	348	297	
Characteristics						
Door opening System	Lateral by touch	Lateral by touch	Lateral by touch	Lateral by button	Lateral by button	
Cavity capacity [L]	25	25	25	23	20	
N° of heating cooking programs	5	5	5	6	5	
N° of grill cooking programs	3	3	3	2	3	
Noise level db[A]	63	63	63	59	68	
Time-setting option	Yes	Yes	Yes	Yes	Yes	
CONTROL						
Display technology	Electronic display	Electronic display	Electronic display	Electronic display	Electronic display	
Electronic timer	Yes	Yes	Yes	Yes	Yes	
Manual timer	No	No	No	No	Yes	
Start/Stop button	Yes	Yes	Yes	Yes	Yes	
Door opening button	Touch	Touch	Yes	Yes	Yes	
Timer [min]	95	95	95	60	95	
Power selector	Yes	Yes	Yes	Yes	Yes	
Function and temperature selector	Function selector	Function selector	Function selector	Function selector	Function selector	
Working indicator	LED display	LED display	LED display	No	LED display	
Control type	Electronic	Electronic	Electronic	Electronic	Electronic	
Weight selector	Yes	Yes	Yes	Yes	Yes	
EQUIPMENT						
Inside light	Yes	Yes	Yes	Yes	Yes	
Cavity construction type	Stainless steel	Stainless steel	Stainless steel	Stainless steel	Stainless steel	
Opening door angle [degrees]	90	90	90	88	90	
FUNCTIONS						
Grill	Yes	Yes	Yes	Yes	Yes	
Simultaneous grill + microwave	Yes	Yes	Yes	Yes	Yes	
Defrosting, heating and cooking by food type	Yes	Yes	Yes	Yes	Yes	
Memories	No	No	No	Yes	No	
Quick start	Yes	Yes	Yes	No	Yes	
SAFETY						
Safety thermostat	Yes	Yes	Yes	Yes	Yes	
Safety automatic disconnection	Yes	Yes	Yes	Yes	Yes	
Child safety lock	Yes	Yes	Yes	Yes	Yes	
Door temperature	65	65	65	65	65	
N° of glasses in the door	1	1	1	1	1	
CONNECTION						
Grill power [kW]	1,2	1,2	1	1,2	1	
Microwave power [W]	900	900	900	800	800	
Total power [kW]	1,45	1,45	1,25	1,28	1,25	
Voltage / Frequency [V/Hz]	230 / 50	230 / 50	230 / 50	230-240 / 50	230 / 50	
Plug type	Standard Schuko	Standard Schuko	Standard Schuko	Standard Schuko	Standard Schuko	
ACCESORIES						
Rotatory removable glass	Yes	Yes	Yes	Yes	Yes	
Diameter of glass dish [mm]	315	315	315	315	245	
Built in frame	Integrated without frame	Integrated without frame	Integrated with frame	Integrated without frame	Integrated without frame	
Ventilation kit	No	No	No	No	No	

	929270364 8422248101912 EMW-2020-IG WH	929270352 8435436112010 EMW-2010-IG XBK	929270353 8435436112027 EMW-2010-IG XWH	929270344 8435436110771 EMW-2020-IG X	929270346 8435436111914 EMW-2020-I X
	Built in	Built in	Built in	Built in	Built in
	205	218	218	180	180
	305	295	295	315	315
	280	314	314	295	295
	386	388	388	390	390
	594	592	594	595	595
	297	294	347	293	293
	Lateral by button	Lateral by button	Lateral by button	Lateral by button	Lateral by button
	20	20	20	20	20
	5	5	5	6	5
	3	4	4	2	0
	68	63	63	59	59
	Yes	Yes	Yes	Yes	Yes
	Electronic display	Electronic display	Electronic display	Electronic display	Electronic display
	Yes	No	No	Yes	Yes
	Yes	Yes	Yes	No	No
	Yes	No	No	Yes	Yes
	Yes	Yes	Yes	Yes	Yes
	95	35	35	60	60
	Yes	Yes	Yes	Yes	Yes
	Function selector	Function selector	Function selector	Function selector	Function selector
	LED display	No	No	LED display	LED display
	Electronic	Mechanic	Mechanic	Electronic	Electronic
	Yes	Yes	Yes	Yes	Yes
	Yes	Yes	Yes	Yes	Yes
	Stainless steel	Stainless steel	Stainless steel	Stainless steel	Stainless steel
	90	90	90	90	90
	Yes	Yes	Yes	Yes	No
	Yes	Yes	Yes	Yes	No
	Yes	Yes	Yes	Yes	Yes
	No	No	No	Yes	Yes
	Yes	No	No	No	No
	Yes	Yes	Yes	Yes	Yes
	Yes	No	No	Yes	Yes
	Yes	Yes	Yes	Yes	Yes
	65	65	65	65	40
	1	1	1	1	1
	1	1	1	1	-
	800	800	800	700	700
	1,25	1,25	1,25	1,07	1,08
	230 / 50	230 / 50	230 / 50	230-240 / 50	230-240 / 50
	Standard Schuko	Standard Schuko	Standard Schuko	Standard Schuko	Standard Schuko
	Yes	Yes	Yes	Yes	Yes
	245	245	245	245	245
	Integrated with frame	Integrated with frame	Integrated with frame	Integrated with frame	Integrated with frame
	No	No	No	Yes	Yes

### HOB WITH INTEGRATED VENTILATION

**EIT-7422 DD B** P. 88  
Cod.: 922272058 EAN: 8422248109659



- » Frontal bevelled induction hob and cooker hood
- » A energetic efficiency class
- » 6 extraction levels
- » Max / Min extraction rate: 542 / 199 m³/h
- » Max / Min noise levels: 67 / 45 dB(A)

Accessories (Not Included)  
Plinth recirculating kit Cod. 02800939  
Rectangular duct kit Cod. 02800992

### CEILING DECORATIVE

**ECC-1832 WH** P. 89  
Cod.: 932271943 EAN: 8422248344821



- » 100cm wide ceiling hood
- » A energetic efficiency class
- » 3 extraction levels and booster
- » Max / Min extraction rate: 850 / 340 m³/h
- » Max / Min noise levels: 67 / 50 dB(A)

**ECC-1832 X** P. 89  
Cod.: 932271953 EAN: 8422248355490



NEW

- » 100cm wide ceiling hood
- » A energetic efficiency class
- » 3 extraction levels and booster
- » Max / Min extraction rate: 850 / 340 m³/h
- » Max / Min noise levels: 67 / 50 dB(A)

### VERTICAL DECORATIVE

**ECH-98320 GBK** P. 90  
Cod.: 932271949 EAN: 8422248355452



NEW

- » 90 cm wide vertical decorative hood
- » A energetic efficiency class
- » 4 extraction levels and booster
- » Max / Min extraction rate: 850 / 340 m³/h
- » Max / Min noise levels: 65 / 50 dB(A)

### VERTICAL DECORATIVE

**ECH-98320 GWH** P. 90  
Cod.: 932271950 EAN: 8422248355469



NEW

- » 90 cm wide vertical decorative hood
- » A energetic efficiency class
- » 4 extraction levels and booster
- » Max / Min extraction rate: 850 / 340 m³/h
- » Max / Min noise levels: 65 / 50 dB(A)

**ECH-78320 GBK** P. 90  
Cod.: 932271951 EAN: 8422248355476



NEW

- » 70 cm wide vertical decorative hood
- » A energetic efficiency class
- » 4 extraction levels and booster
- » Max / Min extraction rate: 850 / 340 m³/h
- » Max / Min noise levels: 65 / 50 dB(A)

**ECH-78320 GWH** P. 90  
Cod.: 932271952 EAN: 8422248355483



NEW

- » 70 cm wide vertical decorative hood
- » A energetic efficiency class
- » 4 extraction levels and booster
- » Max / Min extraction rate: 850 / 340 m³/h
- » Max / Min noise levels: 65 / 50 dB(A)

**ECV-98321 GBK** P. 91  
Cod.: 932271954 EAN: 8422248356497



NEW

- » 90cm wide vertical decorative hood
- » A+++ energetic efficiency class
- » 3 extraction levels and booster
- » Max / Min extraction rate: 842 / 283 m³/h
- » Max / Min noise levels: 64 / 46 dB(A)

**ECV-98321 GWH** P. 91  
Cod.: 932271955 EAN: 8422248356503



NEW

- » 90cm wide vertical decorative hood
- » A+++ energetic efficiency class
- » 3 extraction levels and booster
- » Max / Min extraction rate: 842 / 283 m³/h
- » Max / Min noise levels: 64 / 46 dB(A)

### BOX DECORATIVE

**ECB-9831 XGBK** P. 92  
Cod.: 932271905 EAN: 8435436112423



NEW

- » 90 cm wide box decorative hood with 4,5 cm wide frontal
- » A energetic efficiency class
- » 3 extraction levels and booster
- » Max / Min extraction rate: 850 / 340 m³/h
- » Max / Min noise levels: 67 / 50 dB(A)

**ECB-9831 XGWH** P. 92  
Cod.: 932271906 EAN: 8435436112430



NEW

- » 90 cm wide box decorative hood with 4,5 cm wide frontal
- » A energetic efficiency class
- » 3 extraction levels and booster
- » Max / Min extraction rate: 850 / 340 m³/h
- » Max / Min noise levels: 67 / 50 dB(A)

**ECB-7831 XGBK** P. 92  
Cod.: 932271907 EAN: 8435436112447



NEW

- » 70 cm wide box decorative hood with 4,5 cm wide frontal
- » A energetic efficiency class
- » 3 extraction levels and booster
- » Max / Min extraction rate: 850 / 340 m³/h
- » Max / Min noise levels: 67 / 50 dB(A)



**ECB-7831 XGWH** P. 92  
Cod.: 932271908 EAN: 8435436112454



**NEW**

- » 70 cm wide box decorative hood with 4,5 cm wide frontal
- » A energetic efficiency class
- » 3 extraction levels and booster
- » Max / Min extraction rate: 850 / 340 m³/h
- » Max / Min noise levels: 67 / 50 dB(A)

### BOX DECORATIVE

**ECB-97220 GBK** P. 94  
Cod.: 932271957 EAN: 822248363396



**NEW**

- » 90 cm wide box decorative hood with 5 cm wide frontal
- » A++ energetic efficiency class
- » 3 extraction levels
- » Backlighted touch control panel
- » Max / Min extraction rate: 203 / 617 m³/h
- » Max / Min noise levels: 65 / 43 dB(A)

**ECB-97220 GWH** P. 94  
Cod.: 932271958 EAN: 8422248363402



**NEW**

- » 90 cm wide box decorative hood with 5 cm wide frontal
- » A++ energetic efficiency class
- » 3 extraction levels
- » Backlighted touch control panel
- » Max / Min extraction rate: 203 / 617 m³/h
- » Max / Min noise levels: 65 / 43 dB(A)

**ECB-77220 GBK** P. 94  
Cod.: 932271959 EAN: 8422248363419



**NEW**

- » 70 cm wide box decorative hood with 5 cm wide frontal
- » A++ energetic efficiency class
- » 3 extraction levels
- » Backlighted touch control panel
- » Max / Min extraction rate: 203 / 617 m³/h
- » Max / Min noise levels: 65 / 43 dB(A)

### BOX DECORATIVE

**ECB-77220 GWH** P. 94  
Cod.: 932271960 EAN: 8422248363426



**NEW**

- » 70 cm wide box decorative hood with 5 cm wide frontal
- » A++ energetic efficiency class
- » 3 extraction levels
- » Backlighted touch control panel
- » Max / Min extraction rate: 203 / 617 m³/h
- » Max / Min noise levels: 65 / 43 dB(A)

**ECB-9611 X** P. 95  
Cod.: 932271909 EAN: 8435436112461



- » 90 cm wide box decorative hood with 5,6 cm wide frontal
- » C energetic efficiency class
- » 3 extraction levels
- » Max / Min extraction rate: 645 / 385 m³/h
- » Max / Min noise levels: 70 / 56 dB(A)

**ECB-7611 X** P. 95  
Cod.: 932271910 EAN: 8435436112478



- » 70 cm wide box decorative hood with 5,6 cm wide frontal
- » C energetic efficiency class
- » 3 extraction levels
- » Max / Min extraction rate: 645 / 385 m³/h
- » Max / Min noise levels: 70 / 56 dB(A)

**ECB-6611 X** P. 95  
Cod.: 932271911 EAN: 8435436112485



- » 60 cm wide box decorative hood with 5,6 cm wide frontal
- » C energetic efficiency class
- » 3 extraction levels
- » Max / Min extraction rate: 645 / 385 m³/h
- » Max / Min noise levels: 70 / 56 dB(A)

### BOX DECORATIVE

**ECB-9411 X** P. 96  
Cod.: 932271886 EAN: 8435436108686



- » 90 cm wide box decorative hood with 5,5 cm wide frontal
- » C energetic efficiency class
- » 3 extraction levels
- » Max / Min extraction rate: 400 / 210 m³/h
- » Max / Min noise levels: 62 / 50 dB(A)

**ECB-7411 X** P. 96  
Cod.: 932271887 EAN: 8435436108693



- » 70 cm wide box decorative hood with 5,5 cm wide frontal
- » C energetic efficiency class
- » 3 extraction levels
- » Max / Min extraction rate: 400 / 210 m³/h
- » Max / Min noise levels: 62 / 50 dB(A)


**ECB-6411 X** P. 96  
Cod.: 932271888 EAN: 8435436108709



- » 60 cm wide box decorative hood with 5,5 cm wide frontal
- » C energetic efficiency class
- » 3 extraction levels
- » Max / Min extraction rate: 400 / 210 m³/h
- » Max / Min noise levels: 62 / 50 dB(A)

### PYRAMID DECORATIVE

**ECB-9611 X** P. 97  
Cod.: 932271915 EAN: 8435436112522



- » 90 cm wide PYRAMID decorative hood
- » C energetic efficiency class
- » 3 extraction levels
- » Max / Min extraction rate: 645 / 385 m³/h
- » Max / Min noise levels: 71,8 / 57,8 dB(A)



### PYRAMID DECORATIVE

**ECP-7611 X** P. 97  
Cod.: 932271916 EAN: 8435436112539



- » 70 cm wide PYRAMID decorative hood
- » C energetic efficiency class
- » 3 extraction levels
- » Max / Min extraction rate: 645 / 385 m³/h
- » Max / Min noise levels: 71,8 / 57,8 dB(A)

**ECP-6611 X** P. 97  
Cod.: 932271917 EAN: 8435436112546



- » 60 cm wide PYRAMID decorative hood
- » C energetic efficiency class
- » 3 extraction levels
- » Max / Min extraction rate: 645 / 385 m³/h
- » Max / Min noise levels: 71,8 / 57,8 dB(A)

**ECP-6611 BK** P. 97  
Cod.: 932271956 EAN: 822248358736



**NEW**

- » 60 cm wide PYRAMID decorative hood
- » C energetic efficiency class
- » 3 extraction levels
- » Max / Min extraction rate: 645 / 385 m³/h
- » Max / Min noise levels: 71,8 / 57,8 dB(A)

**ECP-9411 X** P. 98  
Cod.: 932271889 EAN: 8435436108716



- » 90 cm wide PYRAMID decorative hood
- » C energetic efficiency class
- » 3 extraction levels
- » Max / Min extraction rate: 420 / 210 m³/h
- » Max / Min noise levels: 65 / 53 dB(A)

### FURNITURE BUILT-IN

**ECP-7411 X** P. 96  
Cod.: 932271890 EAN: 8435436108723



- » 70 cm wide PYRAMID decorative hood
- » C energetic efficiency class
- » 3 extraction levels
- » Max / Min extraction rate: 420 / 210 m³/h
- » Max / Min noise levels: 65 / 53 dB(A)

### FURNITURE BUILT-IN

**ECP-6411 X** P. 98  
Cod.: 932271891 EAN: 8435436108730



- » 60 cm wide telescopic hood
- » C energetic efficiency class
- » 2 extraction levels
- » Max / Min extraction rate: 340 / 150 m³/h
- » Max / Min noise levels: 57 / 45,5 dB(A)

### INTEGRATION

**ECI-96110 X** P. 99  
Cod.: 932271948 EAN: 8422248355292



**NEW**

- » 90 cm wide furniture built-in hood
- » C energetic efficiency class
- » 3 extraction levels and booster
- » Max / Min extraction rate: 645 / 385 m³/h
- » Max / Min noise levels: 70 / 56 dB(A)

**ECI-66110 X** P. 99  
Cod.: 932271947 EAN: 8422248355285



**NEW**

- » 60 cm wide furniture built-in hood
- » C energetic efficiency class
- » 3 extraction levels
- » Max / Min extraction rate: 645 / 385 m³/h
- » Max / Min noise levels: 70 / 56 dB(A)

### FILTER GROUP

**ECG-8632 GBK** P. 100  
Cod.: 932271941 EAN: 8422248198493



- » 70 cm wide furniture built-in hood
- » B energetic efficiency class
- » 3 extraction levels
- » Max / Min extraction rate: 587 / 246 m³/h
- » Max / Min noise levels: 68 / 47 dB(A)

**ECG-8632 GWH** P. 100  
Cod.: 932271942 EAN: 8422248198509



- » 70 cm wide furniture built-in hood
- » B energetic efficiency class
- » 3 extraction levels
- » Max / Min extraction rate: 587 / 246 m³/h
- » Max / Min noise levels: 68 / 47 dB(A)

**ECG-5811 X** P. 101  
Cod.: 932271899 EAN: 8435436110962



- » 60 cm wide furniture built-in hood
- » C energetic efficiency class
- » 3 extraction levels and booster
- » Max / Min extraction rate: 645 / 300 m³/h
- » Max / Min noise levels: 65 / 50 dB(A)

**ECG-5811 BK** P. 101  
Cod.: 932271944 EAN: 8422248350969



**NEW**

- » 60 cm wide furniture built-in hood
- » C energetic efficiency class
- » 3 extraction levels and booster
- » Max / Min extraction rate: 645 / 300 m³/h
- » Max / Min noise levels: 65 / 50 dB(A)

### TELESCOPIC

**ECT-6411 X** P. 102  
Cod.: 932271920 EAN: 8435436112577



- » 60 cm wide telescopic hood
- » C energetic efficiency class
- » 2 extraction levels
- » Max / Min extraction rate: 340 / 150 m³/h
- » Max / Min noise levels: 57 / 45,5 dB(A)

**ECT-6411 WH** P. 102  
Cod.: 932271919 EAN: 8435436112560



- » 60 cm wide telescopic hood
- » C energetic efficiency class
- » 2 extraction levels
- » Max / Min extraction rate: 340 / 150 m³/h
- » Max / Min noise levels: 57 / 45,5 dB(A)

### STANDARD

**ECS-6213 X** P. 103  
Cod.: 932271921 EAN: 8422248087391



- » 60 cm wide standard hood
- » D energetic efficiency class
- » 3 extraction levels
- » Max / Min extraction rate: 300 / 100 m³/h
- » Max / Min noise levels: 67 / 60 dB(A)

**ECS-6213 WH** P. 103  
Cod.: 932271922 EAN: 8422248087407



- » 60 cm wide standard hood
- » D energetic efficiency class
- » 3 extraction levels
- » Max / Min extraction rate: 300 / 100 m³/h
- » Max / Min noise levels: 67 / 60 dB(A)

### STANDARD

**ECS-61110 X** P. 104  
Cod.: 932271945 EAN: 8422248350976



- » 60 cm wide telescopic hood
- » C energetic efficiency class
- » 2 extraction levels
- » Max / Min extraction rate: 340 / 150 m³/h
- » Max / Min noise levels: 57 / 45,5 dB(A)


**ECS-61110 WH** P. 104  
Cod.: 932271946 EAN: 8422248350983




- » 60 cm wide telescopic hood
- » C energetic efficiency class
- » 2 extraction levels
- » Max / Min extraction rate: 340 / 150 m³/h
- » Max / Min noise levels: 57 / 45,5 dB(A)

**NEW**

**NEW**







### Surface suction

Save space and enjoy maximum efficiency, with the new flexible countertop and integrated surface hood. With its powerful extractor hood, you will quickly extract directly from where the vapors and fumes are generated. Kitchen is in its 4 areas, convertible into two large double areas, without any fear that the fumes from the cooking will invade your home.

### High efficiency lighting

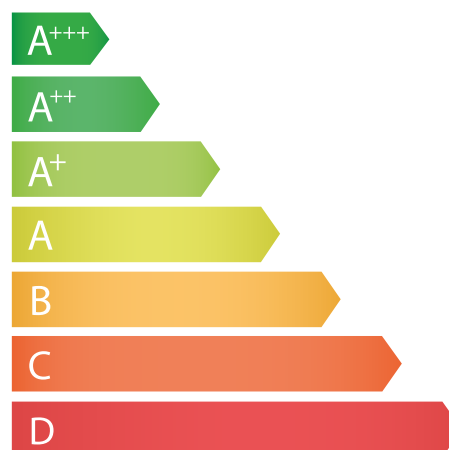
Lighting is essential when cooking. Our hoods are provided with low consumption LED lighting with very low consumption, providing a more efficient and bright lighting.

It allows using and adjusting the intensity of the light even the hood is working or not.



### Improved efficiency

We have been working very hard to get unbeatable energy efficiencies. Thanks to the renewed components, our hoods are at the forefront in terms of energy savings.



### Maximum extraction



We bet on hoods which extract the smoke our dishes produce thanks to Edesa's high efficiency motors. Make sure smoke becomes extinct from your kitchen by just pressing a button.

### Maximum power turbo



Have you ever got distracted and in a matter of seconds the kitchen has filled with smoke? The Turbo function is very useful in these cases, because with a simple touch the hood is boosted at full power for 5 minutes. When time has passed, it returns to the previous speed.

### Complete range of motors Edesa

Hoods in this catalogue include a wide variety of motors which features have been adjusted to their use.

Among the most powerful motors we highlight BT4DC, with an extraction capacity of up to 842 m<sup>3</sup>/h, being positioned among the most efficient in the market.

Motor	Motor power (W)	Maximum speed		Minimum speed	
		Air flow (m <sup>3</sup> /h)	Acoustic power (db)	Air flow (m <sup>3</sup> /h)	Acoustic power (db)
<b>BT3</b>	280	850	67	340	50
<b>TA</b>	270	580	70	385	56
<b>BT4DC</b>	135	842	64	283	46



### Time function

If we want to leave the hood turned on, with this function it automatically switches off after a while, thus getting the air of the kitchen completely clean when finishing cooking.



### Filter cleaning indicator

The hood automatically warns when its filters should be cleaned.



### Connectivity

Enjoy the speed of hood adjustment thanks to automatic communication with the hob. The extraction power is adjusted according to the temperature of the cooking zones used. You will not need to manually adjust the extraction during cooking and as an option you can control it from the hood panel.



### Horizontal adjustment

Quick and precise installation. There is no need for an installation template. With the horizontal levelling adjustment, you can leave your new hood perfectly level.



### Función renovación aire

Air renewal function. Breathe clean air by renewing it every 10 minutes. This way you can eliminate unpleasant odours and breathe clean, fresh air. The hood will operate automatically for 10 minutes every hour, unnoticeably. If you need it urgently, you also have the option of using the renova turbo function. The rapid air renewal takes place with the interval of 5 minutes at maximum speed, 3 minutes at 5th speed and 3 minutes at 4th speed.

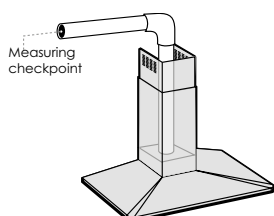
### Extraction and silence

Edesa complies with the data declaration regulation in terms of extraction capacity and sound power, in accordance with the most demanding regulation. All the operating data of Edesa hoods have been valued according to the rules and codes of conduct established by CECED.

When comparing values, Edesa always recommends doing it in sound power, since it is the measure that neutrally measures the environmental conditions.

#### UNE-EN 61591 Standard

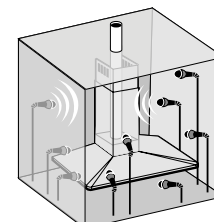
The UNE-EN-61591 regulation, specific for hoods, shows the real extraction capacity of the hood in cubic metres/hour (m<sup>3</sup>/h) and pressure (Pa) measured in a control point. In order to make a reliable comparison of the suction capacity and the noise level data, these measured data should be taken according to the regulation. Any comparison between values not measured according to this European regulation, has no value.

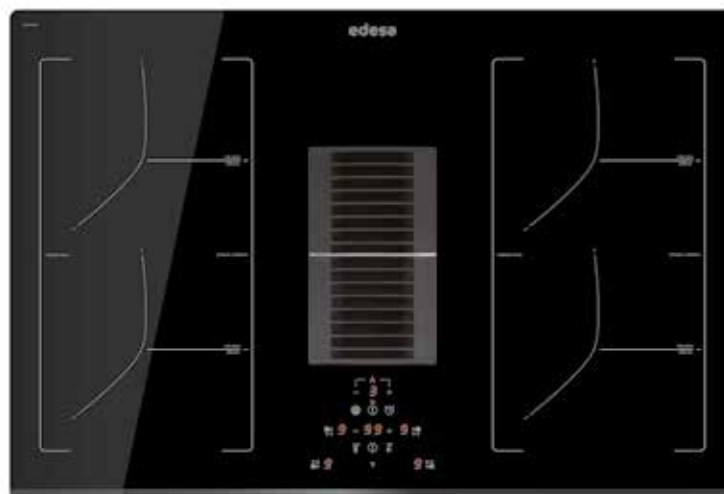


#### UNE-EN 60704 Standard

The UNE-EN 60704-2-13 regulation, specific for hoods, shows the maximum sound power of the hood in decibels (dB (A)) during operation.

Measurements are being performed in anechoic or semi-anechoic chambers.





#### EIT-7422 DD B Belvelled

Cod.: 922272058 - EAN: 8422248109659

03002004

Cast iron grill for barbecue



#### Induction Zone:

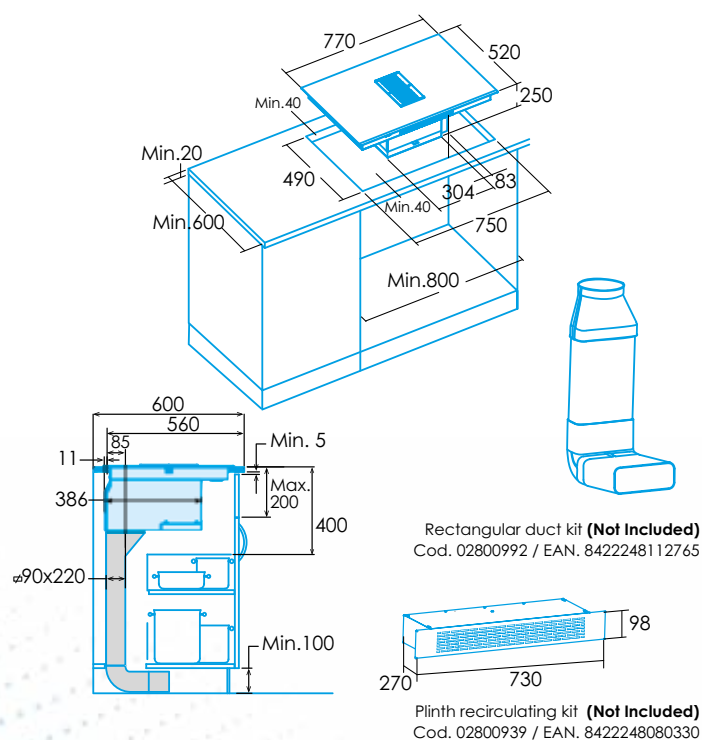
- » Frontal bevelled induction hob and automatic cooker hood
- » 4 Zone: 21,5x19 cm. Horizone Tech: 20x40 cm
- » Touch control panel
- » Centralized power selector, with 9 levels and Booster
- » Timer selector
- » Preset cooking functions (Keep warm)
- » Stop&Go function
- » Safety lock
- » Residual heat indicator
- » Max. Power: 7,35 kW

#### Extraction:

- » A energetic efficiency class
- » Surface extraction
- » 5 extraction levels and booster
- » Touch control panel
- » 135 W Brushless motor, BLDC
- » Max / Min extraction rate: 542 / 199 m<sup>3</sup>/h
- » Max / Min noise levels: 67 / 45 dB(A)
- » Timer function for automatic switch-off
- » Filter saturation indicator
- » Standard metallic filter with plastic handle washable in dishwasher

#### Accessories (Not Included)


- » Plinth recirculating kit Cod. 02800939 / EAN. 8422248080330
- » Rectangular duct kit Cod. 02800992 / EAN. 8422248112765



Rectangular duct kit **(Not Included)**  
Cod. 02800992 / EAN. 8422248112765

Plinth recirculating kit **(Not Included)**  
Cod. 02800939 / EAN. 8422248080330

\* measurements in mm

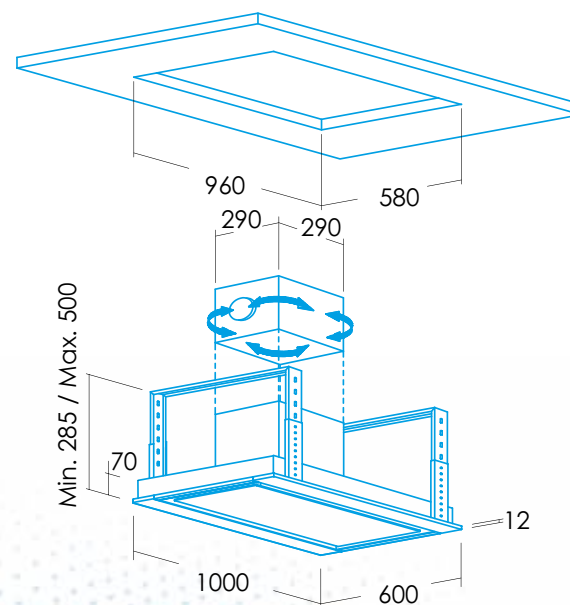


#### ECC-1832 WH 100 cm - White

Cod.: 932271943 - EAN: 8422248344821



- » 100cm wide ceiling hood
- » A energetic efficiency class
- » Perimeter extraction
- » 3 extraction levels and booster
- » Backlighted touch control panel
- » 280 W motor, BT3
- » Max / Min extraction rate: 850 / 340 m<sup>3</sup>/h
- » Max / Min noise levels: 67 / 50 dB(A)
- » 4 lighting ECOLED lamps, A class
- » Light dimmer switch
- » Timer function for automatic switch-off
- » Filter saturation indicator
- » Standard metallic filter with plastic handle washable
- » Optional carbon filter accessory: 02859398
- » Optional washable carbon filter accessory: 02800918



\* measurements in mm



**ECH-98320 GBK** 90 cm - S. steel / black

**NEW**

Cod.: 932271949 - EAN: 8422248355452

**ECH-78320 GBK** 70 cm - S. steel / black

**NEW**

Cod.: 932271951 - EAN: 8422248355476

**ECH-98320 GWH** 90 cm - S. steel / white

**NEW**

Cod.: 932271950 - EAN: 8422248355469

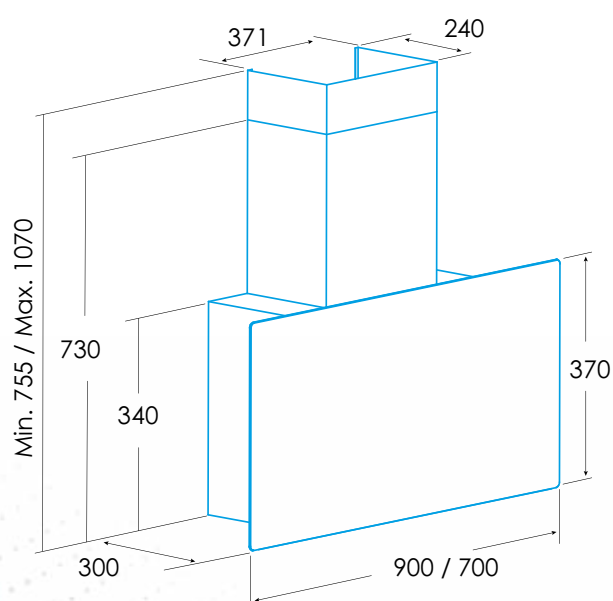
**ECH-78320 GWH** 70 cm - S. steel / white

**NEW**

Cod.: 932271952 - EAN: 8422248355483



- » 90/70 cm wide vertical decorative hood
- » A energetic efficiency class
- » Perimeter extraction with Pneumatic opening
- » 3 extraction levels and booster
- » Backlighted touch control panel
- » 280 W motor, BT3
- » Max / Min extraction rate: 850 / 340 m3/h
- » Max / Min noise levels: 65 / 50 dB(A)
- » 2 lighting ECOLED lamps, A class
- » Light dimmer switch
- » Timer function for automatic switch-off
- » Filter saturation indicator
- » Lower filter anti-condensation
- » Standard metallic filter with plastic handle washable in dishwasher
- » Optional carbon filter accessory: 02859398
- » Back draught shutter accessory included



\* measurements in mm





#### ECV-98321 GBK 90 cm - S. steel / black

**NEW**

Cod.: 932271954 - EAN: 8422248356497

#### ECV-98321 GWH 90 cm - S. steel / white

**NEW**

Cod.: 932271955 - EAN: 8422248356503



ENERGY  
EFFICIENCY



MAXIMUM  
EXTRACTION  
MOTOR



TURBO  
FUNCTION



PERIMETER  
EXTRACTION



LIGHT  
EFFICIENCY



ECOLED  
LIGHT



DIMMER LIGHT



FILTER  
SATURATION  
INDICATOR

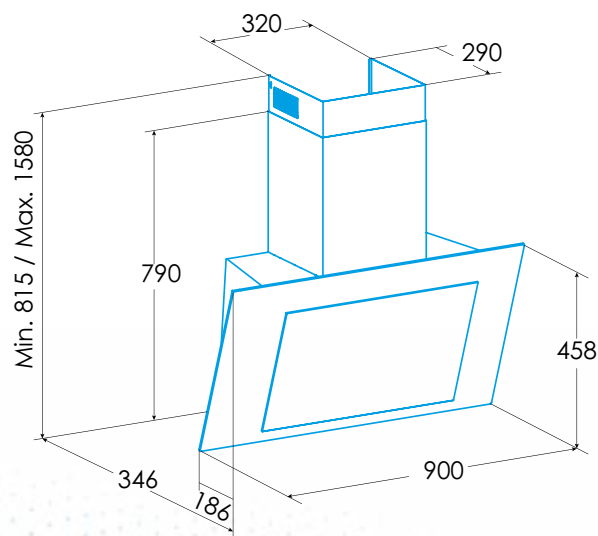


TIMER



AIR  
RENEWAL  
FUNCTION

- » 90 cm wide angle decorative hood with connectivity hood
- » A+++ energetic efficiency class
- » Perimeter extraction with Pneumatic opening
- » 5 extraction levels, booster and fresh function
- » Backlighted touch control panel
- » BRUSHLESS motor. Ultra silent. Maximum energy consumption 135W
- » Max / Min extraction rate: 842 / 282m<sup>3</sup>/h
- » Max / Min noise levels: 64 / 46 dB(A)
- » Led strip lighting
- » Connectivity AUTO 2
- » Light dimmer switch
- » Timer function for automatic switch-off
- » Filter saturation indicator
- » Lower filter anti-condensation
- » Standard metallic filter with plastic handle washable in dishwasher
- » Optional carbon filter accessory: 02859318
- » Back draught shutter accessory included
- » Beveled lens



\* measurements in mm





**ECB-9831 XGBK** 90 cm - S. steel / black

**NEW**

Cod.: 932271905 - EAN: 8435436112423

**ECB-7831 XGBK** 70 cm - S. steel / black

**NEW**

Cod.: 932271907 - EAN: 8435436112447

**ECB-9831 XGWH** 90 cm - S. steel / white

**NEW**

Cod.: 932271906 - EAN: 8435436112430

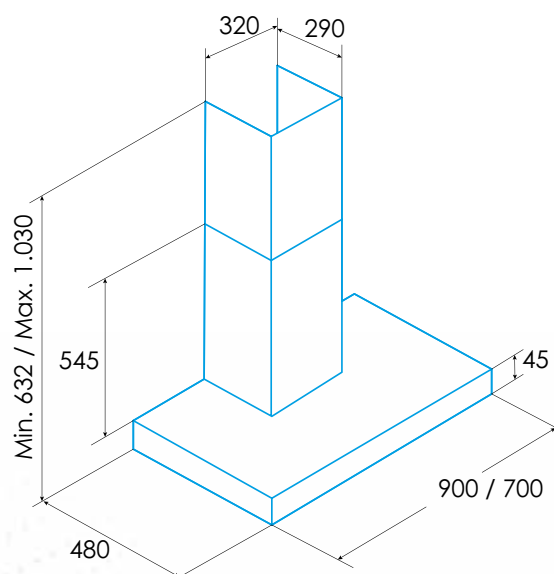
**ECB-7831 XGWH** 70 cm - S. steel / white

**NEW**

Cod.: 932271908 - EAN: 8435436112454



- » 90/70 cm wide box decorative hood
- » A energetic efficiency class
- » Larger extraction surface
- » 3 extraction levels and booster
- » Backlighted touch control panel
- » 280 W motor, BT3
- » Max / Min extraction rate: 850 / 340 m<sup>3</sup>/h
- » Max / Min noise levels: 67 / 50 dB(A)
- » Led strip lighting, A class
- » Light dimmer switch
- » Timer function for automatic switch-off
- » Filter saturation indicator
- » Professional stainless steel filter washable
- » Optional carbon filter accessory: 02859398
- » Optional decorative extension tube accessory: 02861300
- » Back draught shutter accessory included



\* measurements in mm





**ECB-97220 GBK** 90 cm - S. steel / black

**NEW**

Cod.: 932271957 - EAN: 822248363396

**ECB-77220 GBK** 70 cm - S. steel / black

**NEW**

Cod.: 932271959 - EAN: 8422248363419

**ECB-97220 GWH** 90 cm - S. steel / white

**NEW**

Cod.: 932271958 - EAN: 8422248363402

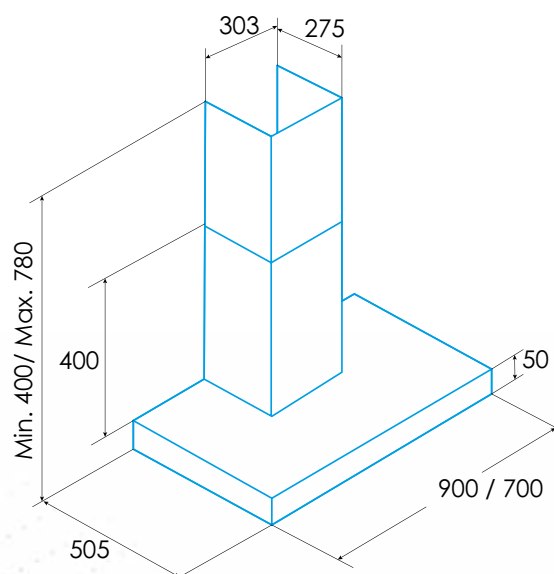
**ECB-77220 GWH** 70 cm - S. steel / white

**NEW**

Cod.: 932271960 - EAN: 8422248363426



- » 90/70 cm wide box decorative hood with 5 cm wide frontal
- » A++ energetic efficiency class
- » Larger extraction surface
- » 3 extraction levels
- » Backlighted touch control panel
- » 73W BLDC motor
- » Max / Min extraction rate: 203/617 m3/h
- » Max / Min noise levels: 65 / 43 dB(A)
- » Lighting LED lamp
- » Timer function for automatic switch-off
- » Standard metallic filter
- » Optional carbon filter accessory: 02807001
- » Decorative extension tube accessory: 02862304
- » Back draught shutter accessory included



\* measurements in mm



#### ECB-9611 X 90 cm - S. steel

Cod.: 932271909 - EAN: 8435436112461

#### ECB-6611 X 60 cm - S. steel

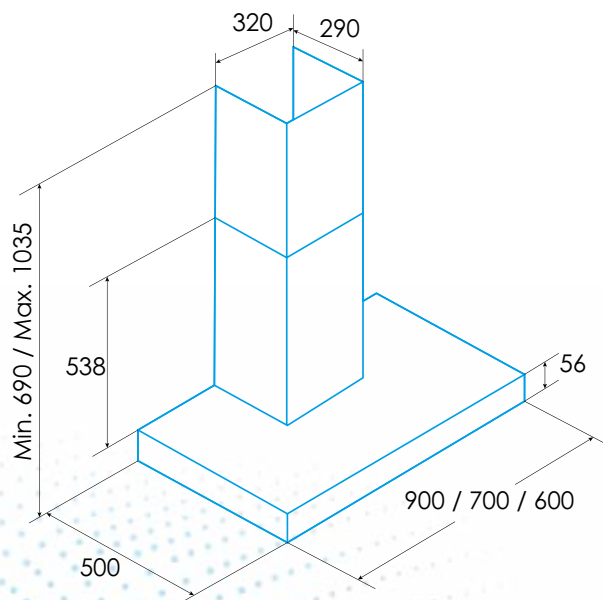
Cod.: 932271911 - EAN: 8435436112485



- » 90/70/60 cm wide box decorative hood with 5,6 cm wide frontal
- » C energetic efficiency class
- » 3 extraction levels
- » Mechanic knobs control panel
- » 270 W motor, TA
- » Max / Min extraction rate: 645 / 385 m<sup>3</sup>/h
- » Max / Min noise levels: 70 / 56 dB(A)
- » 2 lighting ECOLED lamps, A class
- » Standard metallic filter with plastic handle washable
- » Optional carbon filter accessory: 02859391
- » Optional washable carbon filter accessory: 02800918
- » Optional decorative extension tube accessory: 02861301
- » Back draught shutter accessory included

#### ECB-7611 X 70 cm - S. steel

Cod.: 932271910 - EAN: 8435436112478



\* measurements in mm



#### **ECB-9411 X** 90 cm - S. steel

**Cod.:** 932271886 - **EAN:** 8435436108686

#### **ECB-6411 X** 60 cm - S. steel

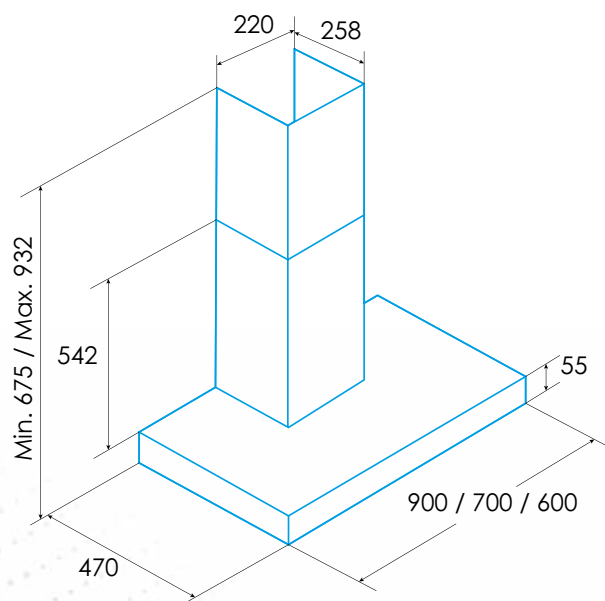
**Cod.:** 932271888 - **EAN:** 8435436108709



- » 90/70/60 cm wide box decorative hood with 5,5 cm wide frontal
- » C energetic efficiency class
- » 3 extraction levels
- » Mechanic knobs control panel
- » 95 W motor, K7plus
- » Max / Min extraction rate: 400 / 210 m³/h
- » Max / Min noise levels: 62 / 50 dB(A)
- » 2 lighting LED lamps, e14
- » Standard metallic filter with plastic handle washable
- » Optional Carbon filter accessory: 02859394
- » Optional washable carbon filter accessory: 02800918
- » Optional decorative extension tube accessory: 02861302
- » Back draught shutter accessory included

#### **ECB-7411 X** 70 cm - S. steel

**Cod.:** 932271887 - **EAN:** 8435436108693



\* measurements in mm



**ECP-9611 X** 90 cm - S. steel

Cod.: 932271915 - EAN: 8435436112522

**ECP-6611 X** 60 cm - S. steel

Cod.: 932271917 - EAN: 8435436112546



**ECP-7611 X** 70 cm - S. steel

Cod.: 932271916 - EAN: 8435436112539

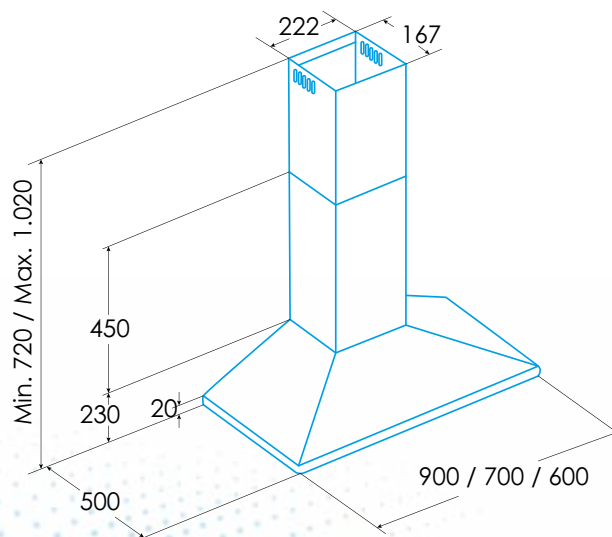
**ECP-6611 BK** 60 cm - S. steel. / black

Cod.: 932271956 - EAN: 82224835736

**NEW**



- » 90/70/60 cm wide PYRAMID decorative hood
- » C energetic efficiency class
- » 3 extraction levels
- » Mechanic knobs control panel
- » 270 W motor, TA
- » Max / Min extraction rate: 645 / 385 m<sup>3</sup>/h
- » Max / Min noise levels: 71,8 / 57,8 dB(A)
- » 2 lighting ECOLED lamps, A class
- » Standard metallic filter with plastic handle washable
- » Optional carbon filter accessory: 02859391
- » Optional washable carbon filter accessory: 02800918
- » Optional decorative extension tube accessory: 02862301
- » Back draught shutter accessory included



\* measurements in mm





#### **ECP-9411 X** 90 cm - S. steel

**Cod.:** 932271889 - **EAN:** 8435436108716

#### **ECP-6411 X** 60 cm - S. steel

**Cod.:** 932271891 - **EAN:** 8435436108730



LED LIGHT

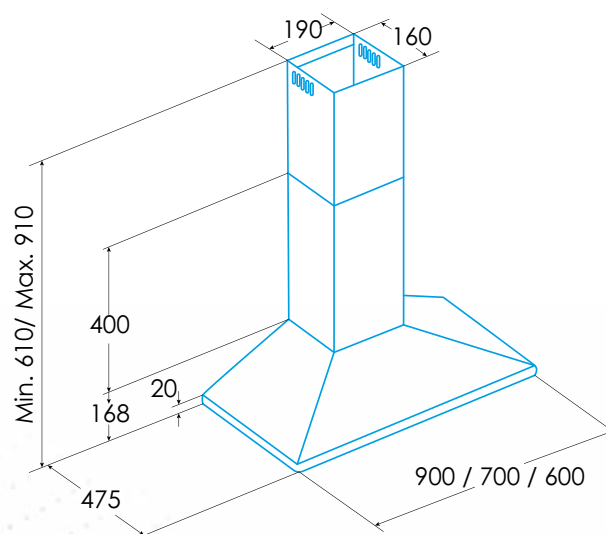


WITH PLUG

- » 90/70/60 cm wide PYRAMID decorative hood
- » C energetic efficiency class
- » 3 extraction levels
- » Mechanic knobs control panel
- » 95 W motor, K7PLUS
- » Max / Min extraction rate: 420 / 210 m<sup>3</sup>/h
- » Max / Min noise levels: 65 / 53 dB(A)
- » 2 lighting LED lamps, e14
- » Standard metallic filter with plastic handle washable
- » Optional carbon filter accessory: 02859394
- » Optional washable carbon filter accessory: 02800918
- » Optional decorative extension tube accessory: 02862302
- » Back draught shutter accessory included

#### **ECP-7411 X** 70 cm - S. steel

**Cod.:** 932271890 - **EAN:** 8435436108723



\* measurements in mm





#### ECI-96110 X 90 cm - S. steel

**NEW**

Cod.: 932271948 - EAN: 8422248355292

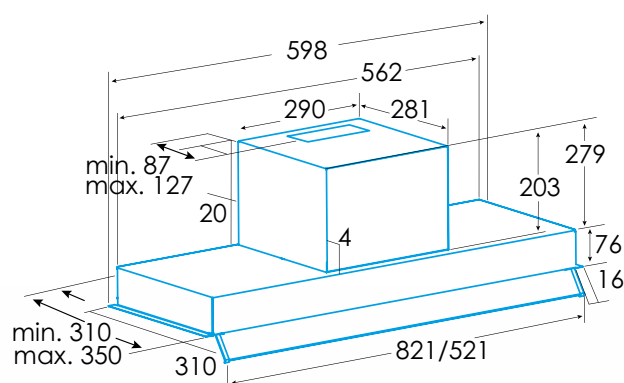


- » 90/60 cm wide furniture built-in hood
- » C energetic efficiency class
- » 3 extraction levels
- » Mechanic knobs control panel
- » M3R motor. Ultra silent. Maximum energy consumption 270W
- » Max / Min extraction rate: 645 / 385 m3/h
- » Max / Min noise levels: 70 / 56 dB(A)
- » Lighting LED bars, A class
- » Standard metallic filter with plastic handle washable in dishwasher
- » Optional Carbon filter accesory: 02859398
- » Back draught shutter accesory included

#### ECI-66110 X 60 cm - S. steel

**NEW**

Cod.: 932271947 - EAN: 8422248355285



\* measurements in mm



#### ECG-8632 GBK 70 cm - Black

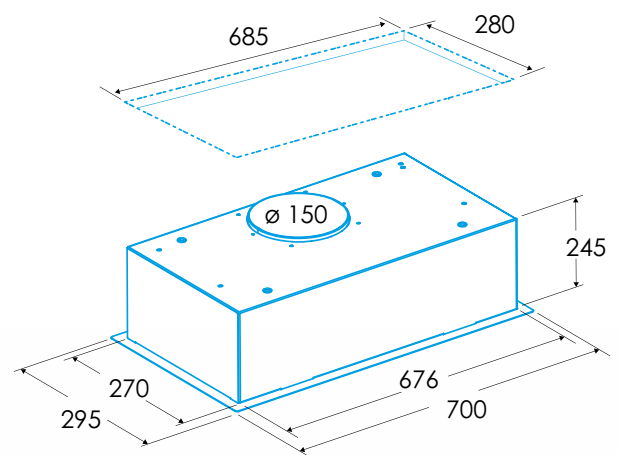
Cod.: 932271941 - EAN: 8422248198493



#### ECG-8632 GWH 70 cm - White

Cod.: 932271942 - EAN: 8422248198509

- » 70 cm wide furniture built-in hood
- » B energetic efficiency class
- » Perimeter extraction
- » 3 extraction levels
- » Touch Control
- » 186 W motor
- » Max / Min extraction rate: 587 / 246 m<sup>3</sup>/h
- » Max / Min noise levels: 68 / 47 dB(A)
- » Lighting LED bars, A class
- » Standard metallic filter with plastic handle washable in dishwasher
- » Optional Carbon filter accessory: 02859405



\* measurements in mm



#### ECG-5811 BK 60 cm - Black

**NEW**

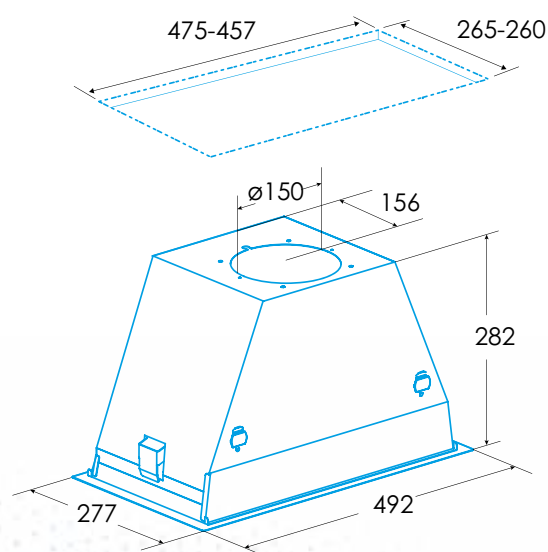
Cod.: 932271944 - EAN: 8422248350969



- » 60 cm wide furniture built-in hood
- » C energetic efficiency class
- » 3 extraction levels and booster
- » Mechanic knobs control panel
- » 240 W motor, BT2
- » Max / Min extraction rate: 645 / 300 m<sup>3</sup>/h
- » Max / Min noise levels: 65 / 50 dB(A)
- » 2 lighting ECOLED lamps
- » Standard metallic filter with plastic handle washable
- » Optional Carbon filter accessory: 02859398
- » Optional washable carbon filter accessory: 02811003
- » Optional metallic filter accessory: 02811000

#### ECG-5811 X 60 cm - S. steel

Cod.: 932271899 - EAN: 8435436110962



\* measurements in mm



#### **ECT-6411 X** 60 cm - S. steel

**Cod.:** 932271920 - **EAN:** 8435436112577

**A**

LIGHT EFFICIENCY

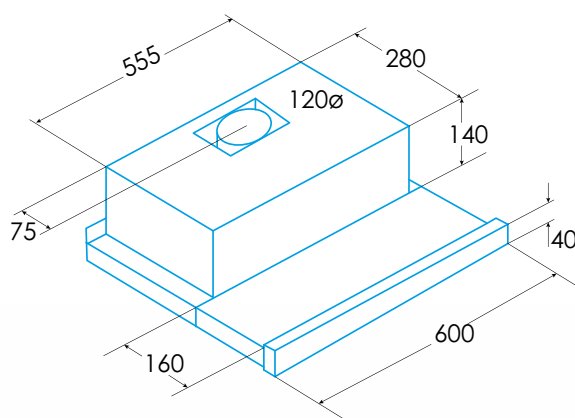


LED LIGHT

#### **ECT-6411 WH** 60 cm - White

**Cod.:** 932271919 - **EAN:** 8435436112560

- » 60 cm wide telescopic hood
- » C energetic efficiency class
- » 2 extraction levels
- » Mechanic knobs control panel
- » 100 W motor, TF 2003
- » Max / Min extraction rate: 340 / 150 m<sup>3</sup>/h
- » Max / Min noise levels: 63 / 54 dB(A)
- » 2 lighting LED lamps, A class
- » Standard metallic filter with plastic handle washable
- » Optional carbon filter accesory: 02825263
- » Back draught shutter accesory included



\* measurements in mm



#### **ECS-6213 X** 60 cm - S. steel

**Cod.:** 932271921 - **EAN:** 8422248087391



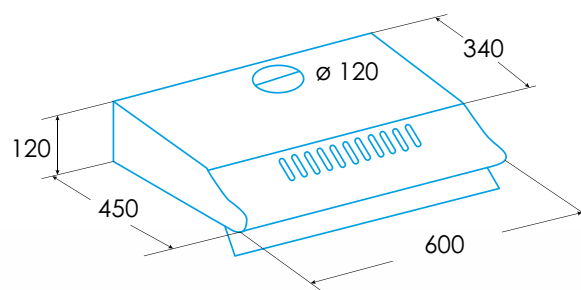
LED LIGHT

- » 60 cm wide standard hood
- » D energetic efficiency class
- » 3 extraction levels
- » Mechanic knobs control panel
- » 50 W two motors, L1
- » Max / Min extraction rate: 300 / 100 m³/h
- » Max / Min noise levels: 67 / 60 dB(A)
- » 2 lighting LED lamps, e14
- » Standard metallic filter with plastic handle washable/Aluminium filter
- » Optional carbon filter accesory: 02846763
- » Back draught shutter accesory included



#### **ECS-6213 WH** 60 cm - White

**Cod.:** 932271922 - **EAN:** 8422248087407



\* measurements in mm



#### ECS-61110 X 60 cm - S. steel

**NEW**

Cod.: 932271945 - EAN: 8422248350976

**A**

LIGHT EFFICIENCY



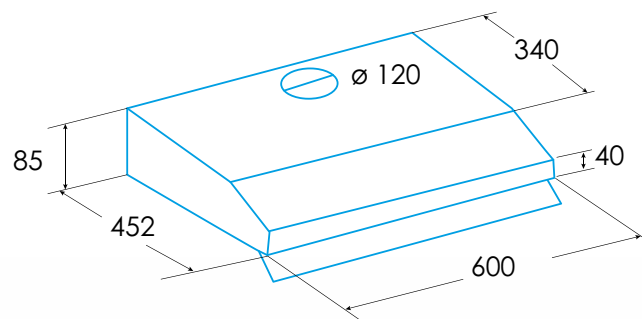
LED LIGHT

#### ECS-61110 WH 60 cm - White

**NEW**

Cod.: 932271946 - EAN: 8422248350983

- » 60 cm wide standard hood
- » C energetic efficiency class
- » 3 extraction levels
- » Mechanic knobs control panel
- » 65W tangential motor
- » Max / Min extraction rate: 195 / 107 m3/h
- » Max / Min noise levels: 69 / 56 dB(A)
- » Lighting LED lamp, e14
- » Standard metallic filter with plastic handle washable in dishwasher / Aluminium filter
- » Optional carbon filter accessory: 02846764
- » Back draught shutter accessory included



\* measurements in mm







Code EAN Model	922272058 8422248109659 EIT-7422 DD B / A	932271943 8422248344821 ECC-1832 WH	932271953 8422248355490 ECC-1832 X	932271949 8422248355452 ECH-98320 GBK	932271950 8422248355469 ECH-98320 GWH	932271951 8422248355476 ECH-78320 GBK	932271952 8422248355483 ECH-78320 GWH	932271954 8422248356497 ECV-98321 GBK	932271955 8422248356503 ECV-98321 GWH
Type	Flow-in	Ceiling	Vertical deco-rative	Vertical deco-rative	Vertical deco-rative	Vertical deco-rative	Vertical deco-rative	Vertical deco-rative	Vertical deco-rative
<b>Product fiche according to directives EU65/2014 - EN61591, EN60704-2-13, EN50564</b>									
AEC (Annual Energy consumption) (kWh/annum)	29	58,9	58,9	56,3	56,3	56,3	56,3	16,8	16,8
EEL class (Energy Efficiency Class)	A	A	A	A	A	A	A	A+++	A+++
FDE (Fluid Dynamic Efficiency)	27,2	31,5	31,5	30,6	30,6	30,6	30,6	40,3	40,3
FDE class (Fluid Dynamic Efficiency Class)	B	A	A	A	A	A	A	A	A
LE (Lighting Efficiency) (lux/W)	-	36,6	36,6	28,7	28,7	28,7	28,7	23,7	23,7
LE class (Lighting Efficiency Class)	-	A	A	A	A	A	A	B	B
GFE (Grease Filtering Efficiency)	45,8	91,2	91,2	91,2	91,2	91,2	91,2	75,5	75,5
GFE Class (Grease Filtering Efficiency class)	F	B	B	B	B	B	B	C	C
Air flow at minimum speed (m³/h)	198,6	340	340	340	340	340	340	283	283
Air flow at maximum speed (m³/h)	440,1	600	600	600	600	600	600	640,5	640,5
Air flow at intensive speed (TURBO) (m³/h)	545,2	850	850	850	850	850	850	842	842
Sound Power Level at minimum speed (dB)	45	50	50	50	50	50	50	46	46
Sound Power Level at maximum speed (dB)	64	65	65	65	65	65	65	64	64
Sound Power Level at intensive speed (TURBO) (dB)	67	67	67	67	67	67	67	69	69
Po (Power Consumption in off mode) (W)	0,46	0,3	0,3	0,43	0,43	0,43	0,43	0,35	0,35
Ps (Power Consumption in standby) (W)	-	0,3	0,3	0	0	0	0	0	0
<b>Integration directive EU 66/2014</b>									
f (Time Increase Factor)	1	0,9	0,9	0,9	0,9	0,9	0,9	0,5	0,5
EEL (Energy Efficiency Index)	49,2	54,6	54,6	53,7	53,7	53,7	53,7	27,5	27,5
QBEP (Flow Rate at Best Efficiency Point) (m³/h)	264,2	350,4	350,4	416,9	416,9	416,9	416,9	369,6	369,6
PBEP (Static Pressure Difference at Best Efficiency Point) (Pa)	294	380	380	411	411	411	411	314	314
WBEP (Electric Power Input at Best Efficiency Point) (W)	79,4	132,8	132,8	155,7	155,7	155,7	155,7	80	80
WL (Nominal Power Consumption of Lighting system) (W)	-	14	14	7	7	7	7	3	3
EMIDDLE (Average Illumination of Lighting system on Cooking surface) (lux)	-	513	513	201	201	201	201	71	71
<b>External Dimensions</b>									
Width (mm)	700	1000	1000	900	900	700	700	900	900
Depth (mm)	520	600	600	290	290	290	290	346	346
Total max height (mm)	250	500	500	1.160	1.160	1.160	1.160	1.300	1.580
Total min height (mm)	250	285	285	845	845	845	845	815	815
Outlet Diameter (mm)	150	150	150	150/125	150/125	150/125	150/125	150/125	150/125
<b>Characteristics</b>									
Motor	BLDC	BT3	BT3	BT3	BT3	BT3	BT3	BT4DC	BT4DC
Extraction Levels	6	3+1	3+1	3+1	3+1	3+1	3+1	5 + 1	5 + 1
Maximum Power Consumption	135	280	280	280	280	280	280	136	136
Maximum Pressure	360	450	450	450	450	450	450	357	357
Intensive Speed (TURBO) Pressure	361	470	470	470	470	470	470	365	365
Control Type	Backlight touch	TC4i	TC4i	TC4i	TC4i	TC4i	TC4i	TCD6i	TCD6i
Automatic shut-down timer	Yes	✓	✓	✓	✓	✓	✓	✓	✓
Electronic Filter Saturation Indicator	Yes	✓	✓	✓	✓	✓	✓	✓	✓
Filter Type	Aluminium	Metallic	Metallic	Metallic	Metallic	Metallic	Metallic	Metallic	Metallic
Anti-grease Filter Number	4	3	3	1+1	1+1	1+1	1+1	1+1	1+1
Inner Shield	No	-	-	-	-	-	-	-	-
<b>Lighting</b>									
Light Type	-	EcoLed	EcoLed	EcoLed	EcoLed	EcoLed	EcoLed	SS Led	SS Led
Adjustable Intensity Lighting	-	No	No	✓	✓	✓	✓	✓	✓
Nº of Lamps	-	4	4	2	2	2	2	1	1
<b>Installation</b>									
Minimum height distance to a electric worktop hob (mm)	-	550	550	530	530	530	530	400	400
Minimum height distance to a gas worktop hob (mm)	-	650	650	650	650	650	650	650	650
Installation with Outlet tube to the exterior / Recirculating	Both	Both	Both	BOTH	BOTH	BOTH	BOTH	BOTH	BOTH
Easy Installation System	Yes	Yes	Yes	✓	✓	✓	✓	✓/ horizontal leveling	✓/ horizontal leveling
<b>Electric Connection</b>									
Total Rush Power (W)	7335	294	294	287	287	287	287	139	139
Rated Voltage (V)	220-240	220-240	220-240	220-240	220-240	220-240	220-240	220-240	220-240
Network Frequency (Hz)	50-60	50	50	50	50	50	50	50-60	50-60
Electrical Insulation Class	Class II	CLASS II	CLASS II	CLASS II	CLASS II	CLASS II	CLASS II	CLASS I	CLASS I
Plug	No	EU - 2 pins	EU - 2 pins	EU - 2 pins	EU - 2 pins	EU - 2 pins	EU - 2 pins	-	-
<b>Accessories</b>									
Upper Decorative tube Extension	-	-	-	02861303	02861303	02861303	02861303	02861300	02861300
White Decorative Tube	-	-	-	-	02861003	-	02861003	-	-
Black Decorative Tube	-	-	-	02861403	-	02861403	-	02861401	02861401
Island Tube Enhancer	-	-	-	-	-	-	-	-	-
Check Valve	-	02832006	02832006	02832004	02832004	02832004	02832004	02832004	02832004
MAX PRO Metal Filter	-	02800917	02800917	-	-	-	-	-	-
Metal Filter	02800972	02800200*	02800200*	-	-	-	-	02800930 * / 02800925*	02800930 * / 02800925*
DUAL Filter (metal + active charcoal)	-	02800918	02800918	-	-	-	-	02800922 / 02800927	02800922 / 02800927
Active Charcoal Filter	02800980	02859398	02859398	02859398	02859398	02859398	02859398	02859318	02859318
Noiseless Flexible Duct	02893002	02893002	02893002	02893002	02893002	02893002	02893002	02893002	02893002
Decorative panel accessory (APD) (Optional)	-	-	-	-	-	-	-	-	-

(1) Delegated Regulation (EU) No. 65 / 2014 of 2013 October 1 that complements Directive 2010/30 / EU of the European Parliament and of the Council in relation to the energy labeling of domestic ovens and hoods. (2) Class range from A ++ (more efficient) to E (less efficient). (3) Class range from A (more efficient) to F (less efficient). (4) Class range from A (more efficient) to G (less efficient). (5) Delegated Regulation (EU) No.66 / 2014 of January 14, that complements Directive 2009/125/CE of the European Parliament and of the Council concerning the ecological design requirements applicable to domestic ovens, hobs and hoods.

932271905 8435436112423 ECB-9831 X GBK Box deco- rative	932271906 8435436112430 ECB-9831 X GWH Box deco- rative	932271907 8435436112447 ECB-7831 X GBK Box deco- rative	932271908 8435436112457 ECB-7831 X GWH Box deco- rative	932271959 8422248363419 ECB-7720 GBK Box deco- rative	932271960 8422248363426 ECB-7720 GWH Box deco- rative	932271957 822248363396 ECB-97220 GBK Box deco- rative	932271958 8422248363402 ECB-97220 GWH Box deco- rative	932271909 8435436112461 ECB-9611 X Box deco- rative	932271910 8435436112478 ECB-7611 X Box deco- rative	932271911 8435436112485 ECB-6611 X Box deco- rative	932271886 8435436108686 ECB-9411 X Box deco- rative
53.6 A	53.6 A	53.6 A	53.6 A	11,7 A++	11,7 A++	10,8 A++	10,8 A++	102.5 C	102.5 C	102.5 C	51.9 C
30.6 A	30.6 A	30.6 A	30.6 A	29,3 A	29,3 A	29,3 A	29,3 A	16.3 D	16.3 D	16.3 D	9.8 E
41.2 A	41.2 A	41.2 A	41.2 A	39 A	39 A	35,1 A	35,1 A	36 A	36 A	36 A	8.4 E
91.2 B	91.2 B	91.2 B	91.2 B	71,1 C	71,1 C	65,2 D	65,2 D	88.5 B	88.5 B	88.5 B	74.6 D
340	340	340	340	212	212	203,3	203,3	385	385	385	210
600	600	600	600	627,5	627,5	617,5	617,5	645	645	645	400
850	850	850	850	-	-	-	-	-	-	-	-
50	50	50	50	43	43	43	43	56	56	56	50
65	65	65	65	65	65	65	65	70	70	70	62
67	67	67	67	-	-	-	-	-	-	-	-
0.43	0.43	0.43	0.43	0.38	0.38	0,4	0,4	0	0	0	0
0.43	0.43	0.43	0.43	-	-	-	-	0	0	0	0
0.9 52.1 416.9	0.9 52.1 416.9	0.9 52.1 416.9	0.9 52.1 416.9	0.9 36,2 237,6	0.9 36,2 237,6	0.9 35 207,5	0.9 35 207,5	1.4 83.4 375.3	1.4 83.4 375.3	1.4 83.4 375.3	1.6 84.4 208.6
411	411	411	411	120,3	120,3	125	125	295	295	295	123
155.7	155.7	155.7	155.7	27,1	27,1	24,6	24,6	188.8	188.8	188.8	72.9
3.5	3.5	3.5	3.5	3.8	3.8	3,8	3,8	7	7	7	11
144.2	144.2	144.2	144.2	149	149	133	133	252	252	252	92.5
900 480 1,030 632 150	900 480 1,030 632 150	700 480 1,030 632 150	700 480 1,030 632 150	700 505 830 450 150	700 505 830 450 150	900 505 830 450 150	900 505 830 450 150	900 500 1,045 730 125	700 500 1,045 730 125	600 500 1,045 730 125	900 475 932 675 150/125
BT3 3+1 280 450 470	BT3 3+1 280 450 470	BT3 3+1 280 450 470	BT3 3+1 280 450 470	1*73W BLDC 3 76 342 -	1*73W BLDC 3 76 342 -	1*73W BLDC 3 76 344 -	1*73W BLDC 3 76 344 -	TA 3 270 430 -	TA 3 270 430 -	TA 3 270 430 -	K7 Plus 3 95 200 -
Backlighted touch Yes Yes	Backlighted touch Yes Yes	Backlighted touch Yes Yes	Backlighted touch Yes Yes	ATC01 Yes -	ATC01 Yes -	ATC01 Yes -	ATC01 Yes -	Mechanic No No	Mechanic No No	Mechanic No No	Mechanic No No
				Aluminium	Aluminium	Aluminium	Aluminium	Aluminium	Aluminium	Aluminium	Aluminium
3 No	3 No	2 No	2 No	2 -	2 -	3 -	3 -	3 No	3 No	2 No	3 No
LED bar Yes 1	LED bar Yes 1	LED bar Yes 1	LED bar Yes 1	LED - 2	LED - 2	LED - 2	LED - 2	ECOLED No 2	ECOLED No 2	ECOLED No 2	LED No 2
650	650	650	650	650	650	650	650	650	650	650	650
550	550	550	550	650	650	650	650	650	650	650	650
Both Yes	Both Yes	Both Yes	Both Yes	Both Yes	Both Yes	Both Yes	Both Yes	Both Yes	Both Yes	Both Yes	Both Yes
283,5 220-240 50-60 Class II Yes	283,5 220-240 50-60 Class II Yes	283,5 220-240 50-60 Class II Yes	283,5 220-240 50-60 Class II Yes	76 220-240 50 CLASS I Type F	76 220-240 50 CLASS I Type F	76 220-240 50 CLASS I Type F	76 220-240 50 CLASS I Type F	277 220-240 50-60 Class II Yes	277 220-240 50-60 Class II Yes	277 220-240 50-60 Class II Yes	106 220-240 50-60 Class II Yes
02861300 - - Included -	02861300 - - Included -	02861300 - - Included -	02861300 - - Included -	02862204 - - - -	02862204 - - - -	02862304 - - - -	02862304 - - - -	02861301 - - Included 02800917	02861301 - - Included 02800917	02861301 - - Included 02800917	02861302 - - Included 02800917
02800204 -	02800204 -	02800204 -	02800204 -	02832011 -	02832011 -	02832011 -	02832011 -	02800905 02800918	02800905 02800918	02800905 02800918	02800905 02800918
02859398 02893002 02841300	02859398 02893002 02841300	02859398 02893002 02866300	02859398 02893002 02866300	02800230 -	02800230 -	02800231 -	02800231 -	02859391 02893002 02841300	02859391 02893002 02866300	02859391 02893002 02840300	02859394 02893002 02841300

Code EAN	932271887 8435436108693	932271888 8435436108709	932271915 8435436112522	932271916 8435436112539	932271917 8435436112546	932271956 8422248358736	932271889 8435436108716	932271890 8435436108723	932271891 8435436108730
Model	ECB-7411 X	ECB-6411 X	ECP-9611 X	ECP-7611 X	ECP-6611 X	ECP-6611 BK	ECP-9411 X	ECP-7411 X	ECP-6411 X
Type	Box deco- rative	Box deco- rative	Pyramid decorative	Pyramid decorative	Pyramid decorative	Pyramid decorative	Pyramid decorative	Pyramid decorative	Pyramid decorative
<b>Product fiche according to directives EU65/2014 - EN61591, EN60704-2-13, EN50564</b>									
AEC (Annual Energy consumption) (kWh/annum)	51.9	51.9	95.7	95.7	95.7	95.7	53.7	53.7	53.7
EEL class (Energy Efficiency Class)	C	C	C	C	C	C	C	C	C
FDE (Fluid Dynamic Efficiency)	9.8	9.8	17.8	17.8	17.8	17.8	10.3	10.3	10.3
FDE class (Fluid Dynamic Efficiency Class)	E	E	D	D	D	D	E	E	E
LE (Lighting Efficiency) (lux/W)	8.4	8.4	38.4	38.4	38.4	38.4	8.4	8.4	8.4
LE class (Lighting Efficiency Class)	E	E	A	A	A	A	E	E	E
GFE (Grease Filtering Efficiency)	74.6	74.6	90.3	90.3	90.3	90.3	71.4	71.4	71.4
GFE Class (Grease Filtering Efficiency class)	D	D	B	B	B	B	D	D	D
Air flow at minimum speed (m³/h)	210	210	385	385	385	385	210	210	210
Air flow at maximum speed (m³/h)	400	400	645	645	645	645	420	420	420
Air flow at intensive speed (TURBO) (m³/h)	-	-	-	-	-	-	-	-	-
Sound Power Level at minimum speed (dB)	50	50	57.8	57.8	57.8	57.8	53	53	53
Sound Power Level at maximum speed (dB)	62	62	71.8	71.8	71.8	71.8	65	65	65
Sound Power Level at intensive speed (TURBO) (dB)	-	-	-	-	-	-	-	-	-
Po (Power Consumption in off mode) (W)	0	0	0	0	0	0	0	0	0
Ps (Power Consumption in standby) (W)	0	0	0	0	0	0	0	0	0
<b>Integration directive EU 66/2014</b>									
f (Time Increase Factor)	1.6	1.6	1.4	1.4	1.4	1.4	1.6	1.6	1.6
EEL (Energy Efficiency Index)	84.4	84.4	80.1	80.1	80.1	80.1	84.4	84.4	84.4
QBEP (Flow Rate at Best Efficiency Point) (m³/h)	208.6	208.6	371.8	371.8	371.8	371.8	220	220	220
PBEP (Static Pressure Difference at Best Efficiency Point) (Pa)	123	123	314	314	314	314	130	130	130
WBEP (Electric Power Input at Best Efficiency Point) (W)	72.9	72.9	182.5	182.5	182.5	182.5	76.9	76.9	76.9
WL (Nominal Power Consumption of Lighting system) (W)	11	11	7	7	7	7	11	11	11
EMIDDLE (Average Illumination of Lighting system on Cooking surface) (lux)	92.5	92.5	269	269	269	269	92.5	92.5	92.5
<b>External Dimensions</b>									
Width (mm)	700	600	900	700	600	600	900	700	600
Depth (mm)	475	475	500	500	500	500	475	475	475
Total max height (mm)	932	932	1,020	1,020	1,020	1,020	910	910	910
Total min height (mm)	675	675	720	720	720	720	610	610	610
Outlet Diameter (mm)	150/125	150/125	150/125	150/125	150/125	150/125	150/125	150/125	150/125
<b>Characteristics</b>									
Motor	K7 Plus	K7 Plus	TA	TA	TA	TA	K7 Plus	K7 Plus	K7 Plus
Extraction Levels	3	3	3	3	3	3	3	3	3
Maximum Power Consumption	95	95	270	270	270	270	95	95	95
Maximum Pressure	200	200	430	430	430	430	200	200	200
Intensive Speed (TURBO) Pressure	-	-	-	-	-	-	-	-	-
Control Type	Mechanic	Mechanic	Mechanic	Mechanic	Mechanic	Mechanic	Mechanic	Mechanic	Mechanic
Automatic shut-down timer	No	No	No	No	No	No	No	No	No
Electronic Filter Saturation Indicator	No	No	No	No	No	No	No	No	No
Filter Type	Aluminium	Aluminium	Aluminium	Aluminium	Aluminium	Aluminium	Aluminium	Aluminium	Aluminium
Anti-grease Filter Number	2	2	3	3	2	2	3	2	2
Inner Shield	No	No	No	No	No	No	No	No	No
<b>Lighting</b>									
Light Type	LED	LED	ECOLED	ECOLED	ECOLED	ECOLED	LED	LED	LED
Adjustable Intensity Lighting	No	No	No	No	No	No	No	No	No
Nº of Lamps	2	2	2	2	2	2	2	2	2
<b>Installation</b>									
Minimum height distance to a electric worktop hob (mm)	650	650	650	650	650	650	650	650	650
Minimum height distance to a gas worktop hob (mm)	650	650	650	650	650	650	650	650	650
Installation with Outlet tube to the exterior / Recirculating	Both	Both	Both	Both	Both	Both	Both	Both	Both
Easy Installation System	Yes	Yes	Yes	Yes	Yes	Yes	Yes	Yes	Yes
<b>Electric Connection</b>									
Total Rush Power (W)	106	106	277	277	277	277	106	106	106
Rated Voltage (V)	220-240	220-240	220-240	220-240	220-240	220-240	220-240	220-240	220-240
Network Frequency (Hz)	50-60	50-60	50-60	50-60	50-60	50-60	50-60	50-60	50-60
Electrical Insulation Class	Class II	Class II	Class II	Class II	Class II	Class II	Class II	Class II	Class II
Plug	Yes	Yes	Yes	Yes	Yes	Yes	Yes	Yes	Yes
<b>Accessories</b>									
Upper Decorative tube Extension	02861302	02861302	02862301	02862301	02862301	02862301	02862302	02862302	02862302
White Decorative Tube	-	-	-	-	-	-	-	-	-
Black Decorative Tube	-	-	-	-	-	-	-	-	-
Island Tube Enhancer	-	-	-	-	-	-	-	-	-
Check Valve	Included	Included	Included	Included	Included	Included	Included	Included	Included
MAX PRO Metal Filter	02800917	02800917	02800917	02800917	02800917	02800917	02800917	02800917	02800917
Metal Filter	02800905	02800905	02800905	02800905	02800905	02800905	02800905	02800905	02800905
DUAL Filter (metal + active charcoal)	02800918	02800918	02800918	02800918	02800918	02800918	02800918	02800918	02800918
Active Charcoal Filter	02859394	02859394	02859391	02859391	02859391	02859391	02859394	02859394	02859394
Noiseless Flexible Duct	02893002	02893002	02893002	02893002	02893002	02893002	02893002	02893002	02893002
Decorative panel accessory (APD) (Optional)	02866300	02840300	02841300	02866300	02840300	02840300	02841300	02866300	02840300

(1) Delegated Regulation (EU) No. 65 / 2014 of 2013 October 1 that complements Directive 2010/30 / EU of the European Parliament and of the Council in relation to the energy labeling of domestic ovens and hoods. (2) Class range from A ++ (more efficient) to E (less efficient). (3) Class range from A (more efficient) to F (less efficient). (4) Class range from A (more efficient) to G (less efficient). (5) Delegated Regulation (EU) No.66 / 2014 of January 14, that complements Directive 2009/125/CE of the European Parliament and of the Council concerning the ecological design requirements applicable to domestic ovens, hobs and hoods.

932271948 8422248355292 ECI-96110 X	932271947 8422248355285 ECI-66110 X	932271941 8422248198493 ECG-8632 GBK	932271942 8422248198509 ECG-8632 GBK	932271899 8435436110962 ECG-5811 X	932271944 8422248350969 ECG-5811 BK	932271920 8435436112577 ECT-6411 X	932271919 8435436112560 ECT-6411 WH	932271921 8422248087391 ECS-6213 X	932271922 8422248087407 ECS-6213 WH	932271945 8422248350976 ECS-61110 X	932271946 8422248350983 ECS-61110 WH
Integrated	Integrated	Filter group	Filter group	Filter group	Filter group	Telescopic	Telescopic	Standard	Standard	Standard	Standard
100,9 C	100,9 C	63 B	63 B	106,3 C	106,3 C	44,5 C	44,5 C	52,6 D	52,6 D	45,1 C	45,1 C
16,3 D	16,3 D	24,7 B	24,7 B	15,7 D	15,7 D	11,9 E	11,9 E	9,1 E	9,1 E	9,4 E	9,4 E
21,4 B	21,4 B	31,2 A	31,2 A	24,3 B	24,3 B	36 A	36 A	8,4 E	8,4 E	14,5 D	14,5 D
88,5 B	88,5 B	66,7 D	66,7 D	91,2 B	91,2 B	68 D	68 D	68 D	68 D	79,6 C	79,6 C
385 645	385 645	246 587	246 587	300 645	300 645	150 390	150 390	100 300	100 300	107,5 195,6	107,5 195,6
-	-	-	-	-	-	-	-	-	-	-	-
56 70	56 70	47,6 68,1	47,6 68,1	50 65	50 65	45,5 57	45,5 57	60 69	60 67	56 69	56 69
-	-	-	-	-	-	-	-	-	1000	-	-
0	0	0	0	0	0	0	0	0	500	0	0
0	0	0,49	0,49	0	0	0	0	0	285	0	0
1,4 82,4 375,3	1,4 82,4 375,3	1,11 64,3 317,5	1,11 64,3 317,5	1,4 84,7 419,7	1,4 84,7 419,7	1,6 78,2 198,2	1,6 78,2 198,2	1,7 85,6 150,4	1,7 85,6 150,4	1,7 82,4 116,2	1,7 82,4 116,2
295 188,8	295 188,8	408 145,7	408 145,7	261 193,5	261 193,5	148 68,6	148 68,6	158 73	158 73	192 66,2	192 66,2
6 128,3	6 128,3	6 187	6 187	7 170	7 170	7 252	7 252	11 92,5	11 92,5	5,5 80	5,5 80
898 310-350 280 280 150/125	598 310-350 280 280 150/125	700 270 240 240 125/150	700 270 240 240 125/150	492 277 280 280 150 / 125	492 277 280 280 150 / 125	600 280-440 180 180 120	600 280-440 180 180 120	600 450 120 120 120	600 450 120 120 120	600 452 85 85 120	600 452 85 85 120
M3R 3 270 430 -	M3R 3 270 430 -	186W 3 186 484 -	186W 3 186 484 -	BT2 3 240 405 -	BT2 3 240 405 -	TF 2003 2 100 194 -	TF 2003 2 100 194 -	L1 3 50 190 -	L1 3 50 190 -	L1N 3 65 325 -	L1N 3 65 325 -
Mechanic - -	Mechanic - -	Backlighted touch Yes No	Backlighted touch Yes No	Mechanic No No	Mechanic No No	Mechanic No No	Mechanic No No	Mechanic slider No No	Mechanic slider No No	Mechanic - -	Mechanic - -
Metallic 2 -	Metallic 2 -	Aluminium 2 No	Aluminium 2 No	Aluminium 2 No	Aluminium 2 No	Aluminium 2 No	Aluminium 2 No	Aluminium mesh 2 No	Aluminium mesh 1 No	Metallic 2 -	Metallic 2 -
CSLED - 2	CSLED - 2	Stripled No 1	Stripled No 1	ECOLED No 2	ECOLED No 2	ECOLED No 2	ECOLED No 2	LED No 2	LED No 2	LED E-14 - 1	LED E-14 - 1
550 650 BOTH √	550 650 BOTH √	650 550 Both Yes	650 550 Both Yes	650 550 Both Yes	650 550 Both Yes	650 550 Both Yes	650 550 Both Yes	650 650 Both Yes	650 650 Both Yes	550 650 Both Yes	550 650 Both Yes
276 220-240 50 CLASE I -	276 220-240 50 CLASE I -	189,5 220-240 50-60 Class I No	189,5 220-240 50-60 Class I No	207 220-240 50-60 Class II Yes	207 220-240 50-60 Class II Yes	107 220-240 50-60 Class I No	107 220-240 50-60 Class II No	66 220-240 50-60 Class II No	66 220-240 50-60 Class II No	65,5 220-240 50 CLASS I -	65,5 220-240 50 CLASS I -
02861306 - - - Included -	02861306 - - - Included -	- - - - -	- - - - -	- - - Included -	- - - Included -	- - - Included -	- - - Included -	- - - Included -	- - - Included -	- - - 02849002 -	- - - 02849002 -
02800212 - 02859398 02893002	02800211 - 02859398 02893002	02811018 - 02859405 -	02811018 - 02859405 -	02811000 02811003 02859398 02893002 -	02811000 02811003 02859398 02893002 -	02825272 - 0285263 -	02825272 - 0285263 -	02803260 - 02846763 -	02803260 - 02846763 -	02833170 - 02846764 -	02833170 - 02846764 -

### TOTAL NO FROST

**ESS-1833 NF EX** P. 120  
Cod.: 924271324 EAN: 8422248350549



**NEW**

- » 1.77 m Side by side fridge
- » Energy efficiency D
- » Refrigerator: 2 Fresh Box drawer
- » Freezer: 2 large-capacity drawers
- » Net capacity (L): 555 (349+206)
- » LED lighting

**ESS-1832 NF EX** P. 122  
Cod.: 924271323 EAN: 8422248350532



**NEW**

- » 1.79 m Side by side fridge
- » Energy efficiency E
- » Refrigerator: 2 Fresh Box drawer
- » Freezer: 2 large-capacity drawers
- » Net capacity (L): 519 (334+185)
- » LED lighting

**EFC-2035 NF EX** P. 123  
Cod.: 924271321 EAN: 8422248343107



- » 2 m combi fridge
- » Energy efficiency D
- » Refrigerator: 2 Fresh Box drawers
- » Freezer: 3 drawers
- » Net capacity (L): 336 (238+98)
- » LED lighting

### METAL DUAL NO FROST

**EFC-1822 NF GBK** P. 124  
Cod.: 924271309 EAN: 8422248343084



- » 1.86 m combi with black safety glass door fridge
- » Energy efficiency E
- » Refrigerator: 2 Fresh Box drawers
- » Freezer: 3 drawers
- » Net capacity (L): 304 (207+97)
- » LED lighting

### METAL DUAL NO FROST

**EFC-7832 DNF EX** P. 125  
Cod.: 924271326 EAN: 8422248350570



**NEW**

- » 2m and 70cm wide combi fridge
- » Energy efficiency E
- » Refrigerator: 1 low temp drawer and 2 Fresh Box
- » Freezer: 2 drawers and separate tray
- » Net capacity (L): 435 (316+119)
- » LED lighting

### TOTAL NO FROST

**EFC-2032 NF EX** P. 126  
Cod.: 924271264 EAN: 8422248097024



- » 2m combi fridge
- » Energy efficiency E
- » Refrigerator: 1 low temperature drawer and 1 Fresh Box drawer
- » Freezer: 3 large-capacity drawers
- » Net capacity (L): 330 (247 + 83)
- » LED lighting

**EFC-2032 NF WH** P. 126  
Cod.: 924271265 EAN: 8422248097031



- » 2m combi fridge
- » Energy efficiency E
- » Refrigerator: 1 low temperature drawer and 1 Fresh Box drawer
- » Freezer: 3 large-capacity drawers
- » Net capacity (L): 330 (247 + 83)
- » LED lighting

**EFC-1833 NF EX** P. 127  
Cod.: 924271320 EAN: 8422248343091



- » 1.86m combi fridge
- » Energy efficiency D
- » Refrigerator: 2 Fresh Box drawers
- » Freezer: 3 drawers
- » Net capacity (L): 304 (207+97)
- » LED lighting

### TOTAL NO FROST

**EFC-1832 NF EX** P. 128  
Cod.: 924271266 EAN: 8422248097048



- » 1.88m combi fridge
- » Energy efficiency E
- » Refrigerator: 2 Fresh Box drawer
- » Freezer: 3 large-capacity drawers
- » Net capacity (L): 310 (224 + 86)
- » LED lighting

**EFC-1832 NF WH** P. 128  
Cod.: 924271267 EAN: 8422248097055



- » 1.88m combi fridge
- » Energy efficiency E
- » Refrigerator: 2 Fresh Box drawer
- » Freezer: 3 large-capacity drawers
- » Net capacity (L): 310 (224 + 86)
- » LED lighting

**EFC-1821 NF EX** P. 129  
Cod.: 924271327 EAN: 8422248350587



- » 1.88m combi fridge
- » Energy efficiency E
- » Refrigerator: 1 vegetable drawer
- » Freezer: 3 large-capacity drawers
- » Net capacity (L): 310 (224+86)
- » LED lighting

**EFC-1821 NF WH** P. 129  
Cod.: 924271325 EAN: 8422248350570



- » 1.88 m combi fridge
- » Energy efficiency E
- » Refrigerator: 1 vegetable drawer
- » Freezer: 3 large-capacity drawers
- » Net capacity (L): 310 (224+86)
- » LED lighting



### TOTAL NO FROST

**EFC-1822 NF WH** P. 130  
Cod.: 924271328 EAN: 8422248350600



**NEW**

- » 1.180 m combi fridge
- » Energy efficiency E
- » Refrigerator: 1 Fresh Box
- » Freezer: 3 drawers
- » Net capacity (L): 253 (182+71)
- » LED lighting

### STATIC COMBI

**EFC-1821 ST WH** P. 131  
Cod.: 924271329 EAN: 8422248350617



**NEW**

- » 1.80 m combi fridge
- » Energy efficiency E
- » Refrigerator: 1 Fresh Box
- » Freezer: 3 drawers
- » Net capacity (L): 262 (191+71)
- » LED lighting

### BUILT IN

**EFC-1711-I** P. 132  
Cod.: 924271344 EAN: 8422248350792



**NEW**

- » 1.78 m built in combi fridge
- » Energy efficiency E
- » Refrigerator: 1 vegetable drawer
- » Freezer: 3 drawers
- » Net capacity (L): 249 (179+70)
- » LED lighting

### STATIC TWO DOORS

**EFT-1711 EX** P. 133  
Cod.: 924271330 EAN: 8422248350624



**NEW**

- » 1.77 m static two doors fridge
- » Energy efficiency E
- » Refrigerator: 1 vegetable drawer
- » Net capacity (L): 294 (225+ 69)
- » Inner light

### STATIC TWO DOORS

**EFT-1711 WH** P. 133  
Cod.: 924271331 EAN: 8422248350631



**NEW**

- » 1.77 m static two doors fridge
- » Energy efficiency E
- » Homogeneous cold inside the refrigerator
- » Mechanical temperature regulation
- » Refrigerator: 1 vegetable drawer
- » Integrated door handle
- » Net capacity (l): 314 (225+ 69)
- » Electric consumption : 207 Kw/year
- » Climate class N/ST (16-38°)
- » Inner light

**EFT-1611 WH** P. 134  
Cod.: 924271332 EAN: 8422248350648



**NEW**

- » 1.60 m static two doors fridge
- » Energy efficiency E
- » Homogeneous cold inside the refrigerator
- » Mechanical temperature regulation
- » Refrigerator: 1 vegetable drawer
- » Integrated door handle
- » Net capacity (l): 235 (194 + 41)
- » Electric consumption : 221 Kw/year
- » Climate class SN/N/ST (10-38°)
- » Inner light

**EFT-1411 WH** P. 135  
Cod.: 924271333 EAN: 8422248350655



**NEW**

- » 1.43 m static two doors fridge
- » Energy efficiency E
- » Homogeneous cold inside the refrigerator
- » Mechanical temperature regulation
- » Refrigerator: 1 vegetable drawer
- » Integrated door handle
- » Net capacity (l): 204 (163 + 41)
- » Electric consumption : 176 Kw/year
- » Climate class N/ST (16-38°)
- » Inner light

### TOTAL NO FROST

**EFS-1823 NF EX** P. 136  
Cod.: 924271311 EAN: 8422248108720



- » 1.85 m one door fridge
- » Energy efficiency E
- » 1 large capacity vegetable drawer
- » 1 large capacity low-temp drawer
- » Net capacity (L): 362
- » LED lighting
- » Includes kit to assemble a Door on Door system with model EZS-1823 NF EX

### TOTAL NO FROST

**EZS-1823 NF EX** P. 137  
Cod.: 924271310 EAN: 8422248108713



- » 1.85 m one door freezer
- » Energy efficiency E
- » 5 drawers, two of them with large capacity
- » Net capacity (L): 273
- » Includes kit to assemble a Door on Door system with model EFS-1823 NF EX
- » LED lighting

**EFS-1823 NF WH** P. 138  
Cod.: 924271342 EAN: 8422248350778



**NEW**

- » 1.85 m one door fridge
- » Energy efficiency E
- » 1 large capacity vegetable drawer
- » 1 large capacity low-temp drawer
- » Net capacity (L): 362
- » LED lighting
- » Includes kit to assemble a Door on Door system with model EZS-1823 NF EX

**EZS-1823 NF WH** P. 139  
Cod.: 924271343 EAN: 8422248350785



**NEW**

- » 1.85 m one door freezer
- » Energy efficiency E
- » 5 drawers, two of them with large capacity
- » Net capacity (L): 273
- » LED lighting
- » Includes kit to assemble a Door on Door system with model EFS-1823 NF EX

### STATIC TABLE TOP

**EFS-0813 WH** P. 140  
Cod.: 924271334 EAN: 8422248350662



**NEW**

- » 0.85 m table top static fridge
- » Energy efficiency E
- » 1 large capacity vegetable box
- » Net capacity (L): 131
- » LED lighting

### STATIC TABLE TOP

**EZS-0813 WH** P. 141  
Cod.: 924271335 EAN: 8422248350679



**NEW**

- » 0.85 m table top freezer
- » Energy efficiency E
- » 4 large-capacity drawers
- » Net capacity (L): 88

**EFS-0814 WH** P. 142  
Cod.: 924271336 EAN: 8422248350686



**NEW**

- » 0.85 m table top static fridge with freezer
- » Energy efficiency E
- » 1 large capacity vegetable box
- » Net capacity (L): 113 (97 + 16)
- » LED lighting

**EFS-0911 WH** P. 143  
Cod.: 924271337 EAN: 8422248350709



**NEW**

- » 0.84 m table top static fridge with 0° chiller compartment.
- » Lower depth
- » Energy efficiency E
- » 1 large capacity vegetable box
- » Net capacity (L): 93

**EFS-0411 WH** P. 144  
Cod.: 924271338 EAN: 8422248350716



**NEW**

- » 0.50 m table top static fridge with 0° chiller compartment.
- » Lower depth
- » Energy efficiency E
- » Net capacity (L): 47

### STATIC BUILT IN

**EFS-0513 I** P. 145  
Cod.: 924271339 EAN: 8422248350723



**NEW**

- » 0.820 m built in static fridge
- » Energy efficiency E
- » 1 large capacity vegetable box
- » Net capacity (L): 138
- » LED lighting

**EFS-0514 I** P. 146  
Cod.: 924271341 EAN: 8422248350747



**NEW**

- » 0.820 m built in static fridge with freezer
- » Energy efficiency E
- » 1 large capacity vegetable box
- » Net capacity (L): 104 + 17
- » LED lighting

**EZS-0513 I** P. 147  
Cod.: 924271340 EAN: 8422248350730



**NEW**

- » 0.820 m built in static freezer
- » Energy efficiency E
- » 3 large-capacity drawers
- » Net capacity (L): 101

### NO FROST FREEZER

**EZS-1732 NF WH** P. 148  
Cod.: 924271345 EAN: 8422248350808



**NEW**

- » .72 m TOTAL no frost freezer
- » Energy efficiency E
- » 5 large-capacity drawers
- » Net capacity (L): 238
- » LED lighting

### DEFROST FREEZER

**EZS-1412 WH** P. 149  
Cod.: 924271346 EAN: 8422248350815



**NEW**

- » 1.42 m static freezer
- » Energy efficiency E
- » 3 large-capacity drawers
- » Net capacity (L): 160

### DEFROST HORIZONTAL FREEZER

**EZH-5011** P. 150  
Cod.: 928271347 EAN: 8422248350822



**NEW**

- » 0.86 m horizontal freezer
- » Energy efficiency E
- » DUAL function
- » 2 baskets
- » Net capacity (L): 393
- » LED lighting

**EZH-4211** P. 151  
Cod.: 928271181 EAN: 8422248350839



**NEW**

- » 0.83 m horizontal freezer
- » Energy efficiency E
- » 1 baskets
- » Net capacity (L): 418

**EZH-3511** P. 152  
Cod.: 928271183 EAN: 8422248350860



**NEW**

- » 0.86 m horizontal freezer
- » Energy efficiency E
- » DUAL function
- » 2 baskets
- » Net capacity (L): 349
- » LED lighting



### DEFROST FREEZER

**EZH-3011** P. 153  
Cod.: 928271184 EAN: 8422248350877



**NEW**

- » 0.85 m horizontal freezer
- » Energy efficiency E
- » 2 baskets
- » Net capacity (L): 293

**EZH-2811** P. 154  
Cod.: 928271185 EAN: 8422248350884



**NEW**

- » 0.86 m horizontal freezer
- » Energy efficiency E
- » DUAL function
- » 1 baskets
- » Net capacity (L): 275
- » LED lighting

**EZH-2014** P. 155  
Cod.: 928271186 EAN: 8422248350891



**NEW**

- » 0.86 m horizontal freezer
- » Energy efficiency E
- » DUAL function
- » 1 baskets
- » Net capacity (L): 209
- » LED lighting

**EZH-2011** P. 156  
Cod.: 928271187 EAN: 8422248350907



**NEW**

- » 0.85 m horizontal freezer
- » Energy efficiency E
- » DUAL function
- » 1 baskets
- » Net capacity (L): 198

### DEFROST FREEZER

**EZH-1011** P. 157  
Cod.: 928271188 EAN: 8422248350914



**NEW**

- » 0.85 m horizontal freezer
- » Energy efficiency E
- » DUAL function
- » 1 baskets
- » Net capacity (L): 99

**EZH-0911** P. 158  
Cod.: 928271175 EAN: 8422248100748



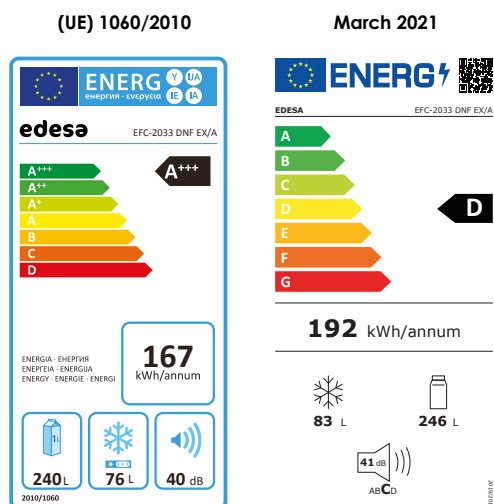
- » 0.84 m horizontal freezer
- » Energy efficiency E
- » Net capacity (L): 88

**EZH-0611** P. 159  
Cod.: 928271174 EAN: 8422248100687



- » 0.84 m horizontal freezer
- » Energy efficiency E
- » Net capacity (L): 59





We love challenges, so we are working on reducing the energy consumption of our refrigerators to reach again the maximum energy classification according to the recent delegated regulation (EU) 2019/2016. So that you and your family can enjoy a cleaner world, the values have been rescaled, with classes A+++, A++ and A+ disappearing, starting from class A. This does not mean that now your fridge consumes more than before, but that the scale has changed.

With your new Edesa class D fridge, you will have significant energy and economic savings on your electricity bill, as well as a lower environmental impact.

With the Inverter motors you will have triple tranquility; you will notice a lower consumption of electricity in your bill, less noise and the guarantee of a longer duration of its motor.

## Edesa is elegance, design and safety glass.

If you are looking for an elegant refrigerator that calls attention in a sophisticated way, the new real glass doors of Edesa will be your solution.

The white glass model for lighter and brighter spaces, and the black glass model to create kitchens more elegant and sophisticated.



## Tempered glass for resistant interior shelves

Edesa gives priority to the quality and safety of everyone in the house.

That is why it is important to use resistant and durable materials that offer good long-term results.

The shelves of the Edesa refrigerators are manufactured in a resistant material, as is the real tempered glass, which provides a greater safety and quality.

## Designed for warm climates

SN N ST T

Edesa refrigerators have been designed to work in Mediterranean climates.

That is why they optimally work when outside temperature reaches at most 43 °C.



### Side by side refrigerators

Do you want to dispose of a large storage space without renouncing to a low consumption? Thanks to its inverter motor, both the sound, low consumption and durability of your Side by side refrigerator is beyond doubt.

Forget about complex installations. With its hidden handles and the opening of the doors at 90°, you will have access to all its corners regardless of how it is installed, walls, furniture... and always with all the information at sight thanks to its Touch Display.

### Table top refrigerators

Sometimes you don't have much space in your kitchen or office, or you just like to keep the cold beer next to the couch to watch your favorite show —Reduced dimensions— it will fit your house or your motorhome because we know that you also like to enjoy nature.



### LED screen on door



Visual and useful.

Thanks to the LED screen on the door, you will be aware of the temperature at which your food is being kept or quickly readjust settings of your refrigerator.

### High-intensity LED lighting



Most of our models are equipped with the latest LED technology.

It is much more intense, thus achieving greater clarity in the whole refrigerator, consuming less and lasting longer.

The LED technology provides immediate illumination, without flashing or blinking, of high intensity, clean and cold.

It improves the visualization of the products and does not radiate heat towards them, thus contributing to a better functioning of the device.

Some of these refrigerators have a LED column lighting inside, which provides a perfect view of all the foods, even if the shelves are full.

The most sophisticated models offer a surprising progressive lighting when opening the door.

### Cold is better distributed with Metal DUAL No Frost

Some of the models in the new Edesa range offer the Metal DUAL No Frost cooling system, which offers significant improvements compared to other systems on the market.

If you are looking for a perfect control, this novelty will help you to achieve it, because the "dual" system allows you to select the temperature of the refrigerator and freezer with complete independence.

If you want to place the entire purchase and not break the cold chain, Edesa has the solution for you. It is possible to select the "Super" function to achieve the selected temperature more quickly, both in the refrigerator part, and in the freezer part, and independently.

Another advantage is that it distributes more efficiently the cold air inside thanks to the "Metal" system, thus offering a much more stable temperature with lower consumption.

In order to highlight even more all its qualities, the interior decoration of the refrigerator has metallic details with sophisticated designs, which identify it better with its high quality range.



### Avoid frost in the whole fridge with the functions TOTAL No Frost

Refrigerators with TOTAL No Frost technology differ from static refrigerators, mainly in that they do not produce frost.

Thanks to its fan that distributes dry and cold air homogeneously and uniformly in the refrigerator and freezer, food is refrigerated avoiding the formation of moisture and, consequently, ice on the walls of the appliance.

This system allows food to be stored for longer than the traditional system.

With the TOTAL DeFrost automatic defrost you can open and close the door as many times as you want without the annoying formation of frost in your freezer cabinet. In Edesa we always think about the environment and with TOTAL DeFrost the electricity consumption is reduced compared to models without this technology.

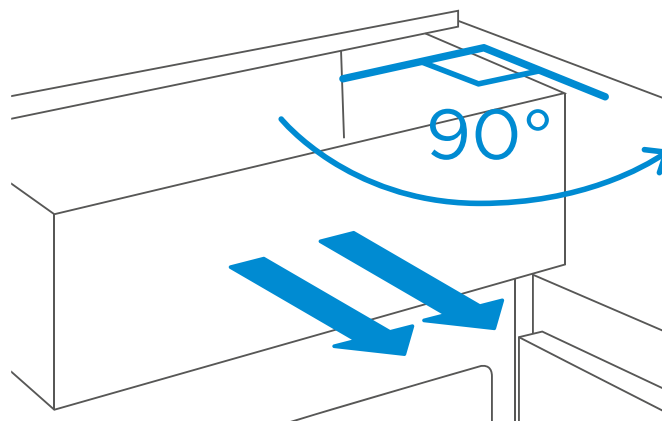


### Do you have a small kitchen? Opening Zero Clearance

We care about the details and functionality in your kitchen.

That is why our combined refrigerators include the Zero Clearance opening that allows to open the refrigerator doors up to 90°, even though the appliance is installed attached to the wall, thus ensuring the opening of the drawers and allowing to remove all the shelves if necessary.

All this is possible thanks to a type of special hinges that incorporate the 60 and 70 cm wide Edesa combined refrigerators.



### Edesa Fresh Box Drawer

Another novelty is the new Fresh Box drawers, ideal for keeping fruits and vegetables intact.

This drawer maintains a higher humidity percentage than the rest of the refrigerator compartments, thus ensuring that the food inside does not dry out.

This space is optimal to preserve the properties and vitamins of vegetables and fruits for a longer time.

### Adaptability

If every day is different for you, the same happens to your refrigerator.

Inner design of our refrigerators is thought to be adapted to your storage needs, allowing you to place the trays at the required height to perfectly optimize the entire space.

In this way you can place food by height according to the cold they need. Your desserts will always be ready!

### Details that make a difference

In Edesa we take care of every last detail. We know that small things are sometimes the most important.

In the majority of our combined refrigerators we have included a small bottle rack so that you can place two bottles safely and without taking up a lot of space.

### Super freezing function

Very useful when you arrive from shopping with frozen products.

Activating this function, the temperature will quickly decrease and the food will get frozen in a record time, thus keeping all properties.

### Super cooling function

It allows quickly cooling the food in a record time.

### Holiday function

It allows a significant energy saving when the refrigerator is not being used during the holiday periods.

### Season function

Why should our refrigerator be working at full capacity when it can adapt itself to the outside temperature?

To answer this question, Edesa has introduced the Season function to its combi fridge-freezers. Thus, we can save energy because the refrigerator allows us to specify the room temperature to adapt to it.

<10 °C room temperature - WINTER position (colder)

> 35 °C room temperature - SUMMER position (cold)



### Low temperature drawer

Edesa brings as a novelty a new space inside its refrigerators. A space that makes our everyday life easier.

The low temperature drawer is maintained at a constant temperature close to zero degrees.

The technical specialists reveal that this temperature is the ideal to preserve the properties of meat and fish intact.

Keeping the temperature low, without freezing the food, it is possible to preserve them fresh for much longer.

Special meats  
and fish



### Control panel

A new control panel for the Edesa Metal Dual No Frost and Total No Frost refrigerators, that offers a simple and easy-to-understand operation.

For the most efficient refrigerators of our range, we have designed a sophisticated and elegant control panel, with LED lighting, which has a thermostat to regulate the temperature of the freezer and refrigerator compartments.

It also allows to set the function Super cooling or Super freezing.

SIDE BY SIDE

### Side by side models

If you want a top kitchen, this is your favourite model. Easy to assemble thanks to the mounting kit, thus it is installed in just few minutes.

One door refrigerator and one door freezer, with stainless steel finishing and an easy-to-open handle, will make the kitchen stands out.

Inner remains in harmony with its elegant outer, thanks to the LED column lighting and the transparent glass shelves in addition to the digital temperature control on inner display.

This door on door is designed for large families or people who need a large storage capacity in both the fridge and the freezer.





### The door on door which adapts to current kitchens

Your kitchen dimensions are limited?

Table top fridge and table top freezer are the perfect door on door combination you were looking for. The most versatile and easy to use appliances to offer comfort and the largest possible space, with an F efficiency.



### Integration refrigerators

In Edesa we have all the options to equip your kitchen. If you are passionate about design or you do not have much space in your kitchen and you want to gain space without giving up design, the integration refrigerators are the best solution to create open spaces due to their installation in both column and under-countertop units.

### Horizontal freezers

Because families continue to grow and need more freezing space, Edesa thinks of you. Whether you don't need to go much to shopping or you prefer to be well stocked with ice cubes, with Edesa's horizontal freezers you can have from 59 liters to 418 liters of freezing capacity.

At Edesa we think about making your daily life easy. How many times have you tried to open the door of your freezer and you couldn't because it got in a vacuum? Now with the Edesa horizontal freezers you can open and close it as many times as you want without having to wait. Do you need more lighting to see the content? No problem, with the LED lighting there will be no hidden corners.



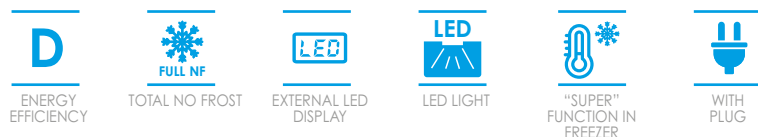




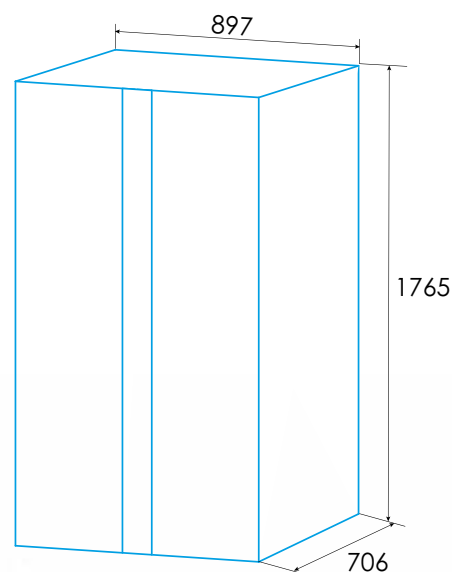
#### ESS-1833 NF EX Stainless Steel

**NEW**

Cod.: 924271324 - EAN: 8422248350549



- » 1,77 TOTAL No Frost Side by side fridge
- » Energy efficiency D
- » TOTAL No Frost technology in refrigerator and freezer
- » Independent electronic temperature regulation in refrigerator
- » 90° opening door
- » Electronic LED touch control on door
- » "Super" function in refrigerator and freezer
- » Holiday function
- » Refrigerator: 2 Fresh Box drawer
- » Freezer: 2 large-capacity drawers
- » Integrated door handle
- » Net capacity 555 (349 + 206)
- » Electric consumption : 256 kW/year
- » Climate class SN/N/ST/T (10-43°)
- » LED lighting



\* measurements in mm

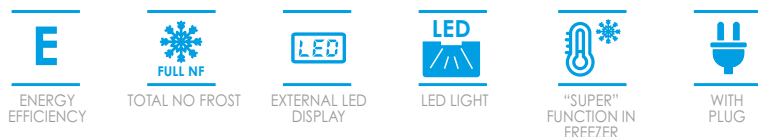




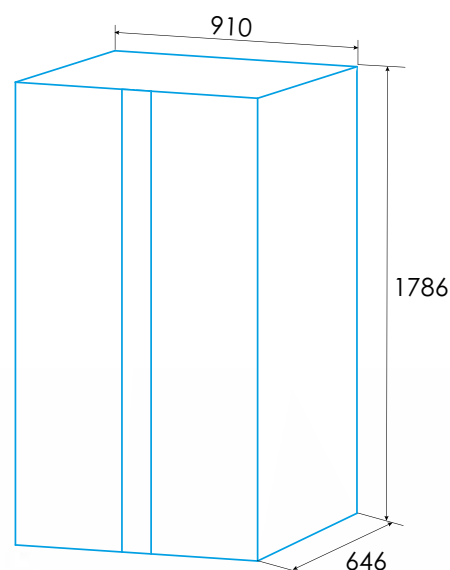
### ESS-1832 NF EX Stainless Steel

**NEW**

Cod.: 924271323 - EAN: 8422248350532



- » 1,79 TOTAL No Frost Side by side fridge
- » Energy efficiency E
- » TOTAL No Frost technology in refrigerator and freezer
- » Independent electronic temperature regulation in refrigerator
- » 90° opening door
- » Electronic LED touch control on door
- » "Super" function in refrigerator and freezer
- » Refrigerator: 2 Fresh Box drawer
- » Freezer: 2 large-capacity drawers
- » Integrated door handle
- » Net capacity 519 (334 + 185)
- » Electric consumption : 309 kW/year
- » Climate class SN/N/ST/T (10-38°)
- » LED lighting



\* measurements in mm

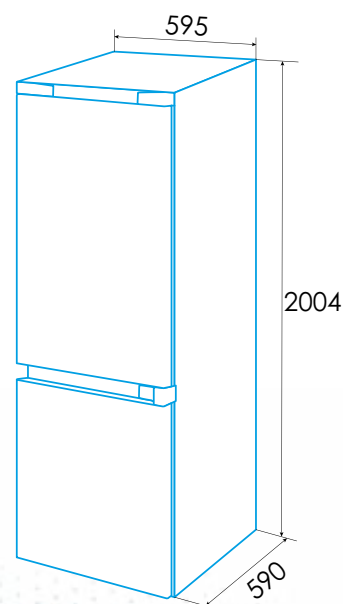


### EFC-2035 NF EX Stainless Steel

Cod.: 924271321 - EAN: 8422248343107



- » 2 M combi TOTAL No Frost fridge
- » Energy efficiency D
- » TOTAL No Frost technology in refrigerator and freezer
- » Independent electronic temperature regulation in refrigerator and freezer
- » Electronic LED touch control on door
- » "Super" function in freezer
- » Refrigerator: 2 Fresh Box drawer
- » Freezer: 3 large-capacity drawers
- » Metallic winerack
- » Bar metallic handle
- » Net capacity 336 (238 + 98)
- » Electric consumption : 197 kW/year
- » Climate class SN/N/ST/T (10-43°)
- » LED lighting
- » Reversible doors



\* measurements in mm

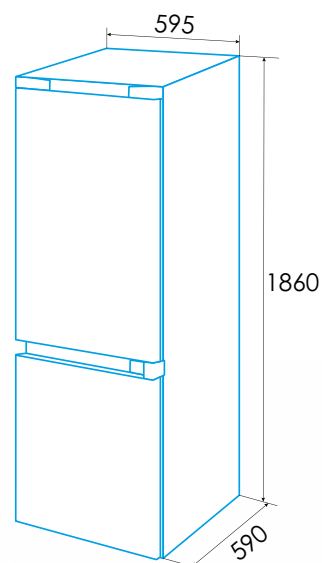


#### EFC-1822 NF GBK Black Glass

Cod.: 924271309 - EAN: 8422248343084



- » 1.86m combi TOTAL no frost with black safety glass door fridge
- » Energy efficiency E
- » TOTAL No Frost technology in refrigerator and freezer
- » Independent electronic temperature regulation in refrigerator and freezer
- » Electronic LED touch control on door
- » "Super" function in freezer
- » Refrigerator: 2 Fresh Box drawers
- » Freezer: 3 large-capacity drawers
- » Integrated door handle
- » Net capacity (L):304 (207 + 97)
- » Electric consumption : 243 kW/year
- » Climate class SN/N/ST/T (10-43°)
- » LED lighting
- » Reversible doors



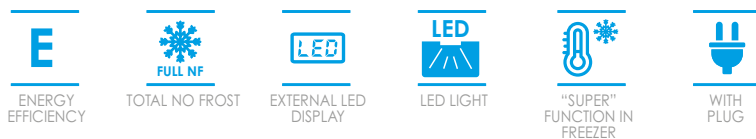
\* measurements in mm



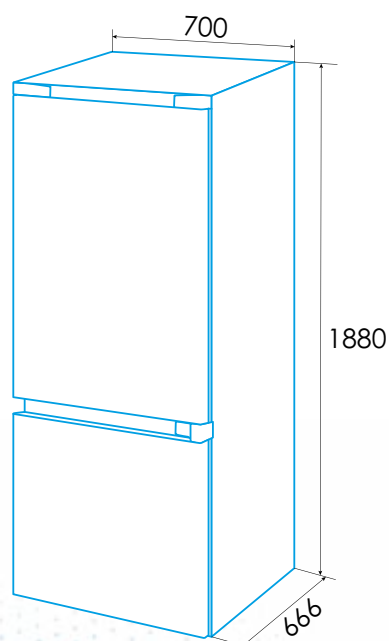
#### EFC-7832 DNF EX Stainless Steel

**NEW**

Cod.: 924271326 - EAN: 8422248350570



- » 1,88 m and 70cm wide combi Metal DUAL No Frost fridge
- » Energy efficiency E
- » Metal DUAL No Frost technology in refrigerator and freezer
- » Independent electronic temperature regulation in refrigerator and freezer
- » Metal system that distributes the cold in an efficient and stable way
- » Metallic interior finishes
- » Electronic LED touch control on door
- » "Super" function in refrigerator and freezer
- » Holiday function
- » Refrigerator: 1 low temperature drawer and 2 Fresh Box drawers
- » Freezer: 2 large capacity drawers and separate tray
- » Bar metallic handle
- » Net capacity 268 (316 + 119)
- » Electric consumption : 336 kW/year
- » Climate class N/ST (16-38°)
- » LED lighting
- » Reversible doors

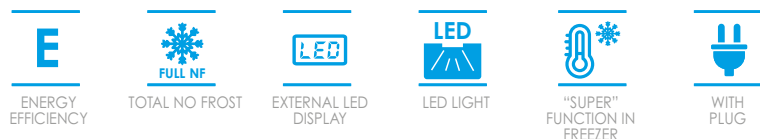


\* measurements in mm



#### EFC-2032 NF EX Stainless Steel

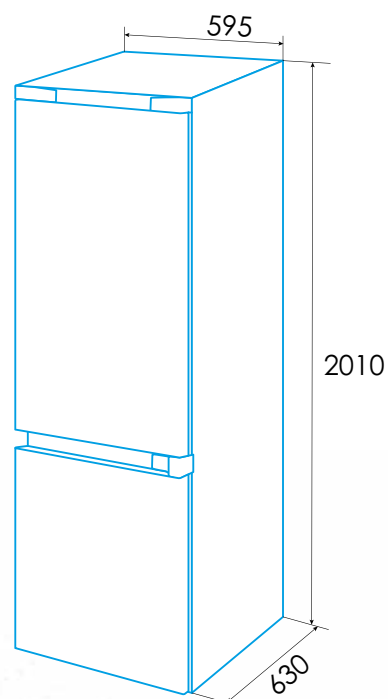
Cod.: 924271264 - EAN: 8422248097024



#### EFC-2032 NF WH White

Cod.: 924271265 - EAN: 8422248097031

- » 2 m combi TOTAL No Frost fridge
- » Energy efficiency E
- » TOTAL No Frost technology in refrigerator and freezer
- » Electronic temperature regulation in refrigerator
- » Electronic LED touch control on door
- » "Super" function in refrigerator
- » Refrigerator: 1 low temperature drawer and 1 Fresh Box drawer
- » Freezer: 3 large-capacity drawers
- » Metallic winerack
- » Bar metallic handle for stainless steel model. Integrated door handle for white model
- » Net capacity (L): 330 (247 + 83)
- » Electric consumption : 231 kW/year
- » Climate class N/ST (16-38°)
- » LED lighting
- » Reversible doors



\* measurements in mm



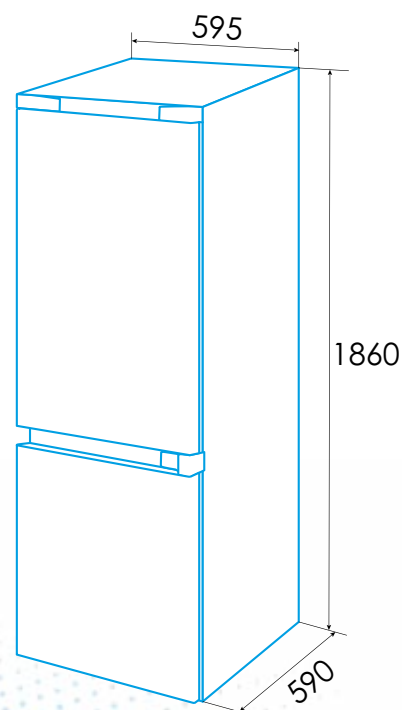


### EFC-1833 NF EX Stainless Steel

Cod.: 924271320 - EAN: 8422248343091



- » 1.86m combi TOTAL no frost fridge
- » Energy efficiency D
- » TOTAL No Frost technology in refrigerator and freezer
- » Independent electronic temperature regulation in refrigerator and freezer
- » Electronic LED touch control on door
- » "Super" function in refrigerator
- » Refrigerator: 2 Fresh Box drawers
- » Freezer: 3 large-capacity drawers
- » Metallic winerack
- » Bar metallic handle
- » Net capacity (L): 304 (207 + 97)
- » Electric consumption : 194 kW/year
- » Climate class SN/N/ST/T (10-43°)
- » LED lighting
- » Reversible doors



\* measurements in mm



#### EFC-1832 NF EX Stainless Steel

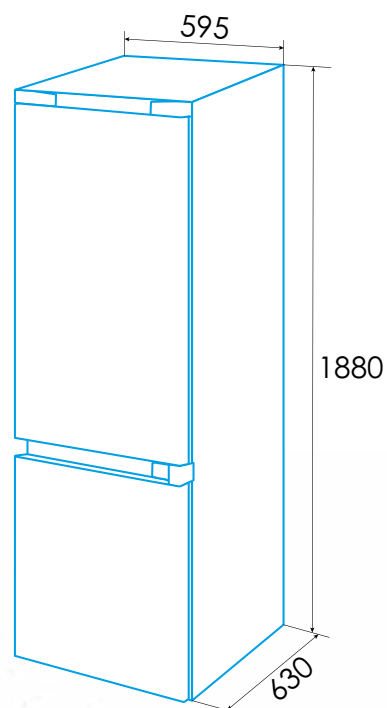
Cod.: 924271266 - EAN: 8422248097048



- » 1,88m combi TOTAL No Frost fridge
- » Energy efficiency E
- » TOTAL No Frost technology in refrigerator and freezer
- » Electronic temperature regulation in refrigerator
- » Electronic LED touch control on door
- » "Super" function in refrigerator
- » Refrigerator: 2 Fresh Box drawers
- » Freezer: 3 large-capacity drawers
- » Metallic winerack
- » Bar metallic handle for stainless steel model. Integrated door handle for white model
- » Net capacity (L): 310 (224+86)
- » Electric consumption : 235 kW/year
- » Climate class N/ST (16-38°)
- » LED lighting
- » Reversible doors

#### EFC-1832 NF WH White

Cod.: 924271267 - EAN: 8422248097055



\* measurements in mm



### EFC-1821 NF EX Stainless Steel

**NEW**

Cod.: 924271327 - EAN: 8422248350587

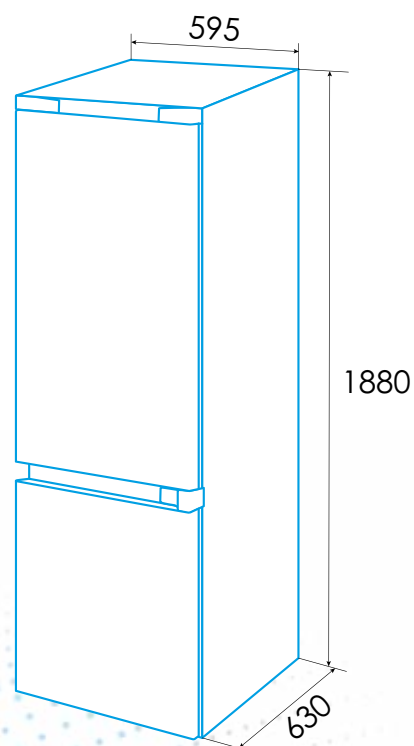


### EFC-1821 NF WH White

**NEW**

Cod.: 924271325 - EAN: 8422248350570

- » 1,88 m combi TOTAL No Frost fridge
- » Energy efficiency E
- » TOTAL No Frost technology in refrigerator and freezer
- » Electronic temperature regulation in refrigerator
- » Inner electronic LED control
- » Refrigerator: 1 vegetable drawer
- » Freezer: 3 large-capacity drawers
- » Integrated door handle
- » Net capacity (l): 310 (224 + 86)
- » Electric consumption : 293 kW/year
- » Climate class SN/N/ST (10-38°)
- » LED lighting
- » Reversible doors



\* measurements in mm



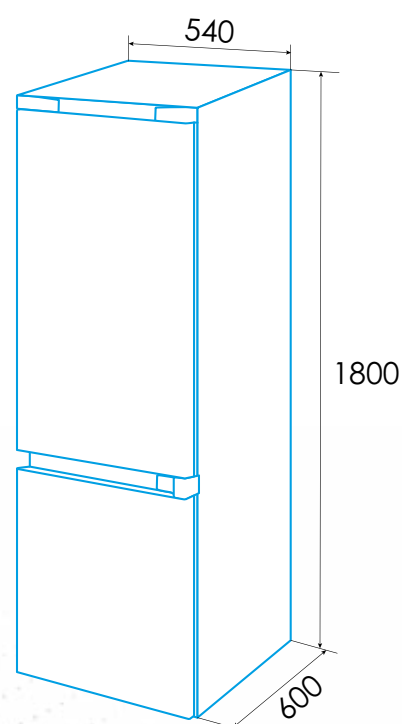
#### EFC-1822 NF WH Stainless Steel

**NEW**

**Cod.:** 924271328 - **EAN:** 8422248350600



- » 1,80 m combi TOTAL No Frost fridge
- » Energy efficiency E
- » Homogeneous cold inside the refrigerator and freezer
- » Independent electronic temperature regulation in refrigerator and freezer
- » Refrigerator: 1 vegetable drawer
- » Freezer: 2 large capacity drawers and separate tray
- » Integrated door handle
- » Net capacity (l): 253 (182 + 71)
- » Electric consumption : 220 kW/year
- » Climate class N/ST (16-38°)
- » LED lighting
- » Reversible doors



\* measurements in mm



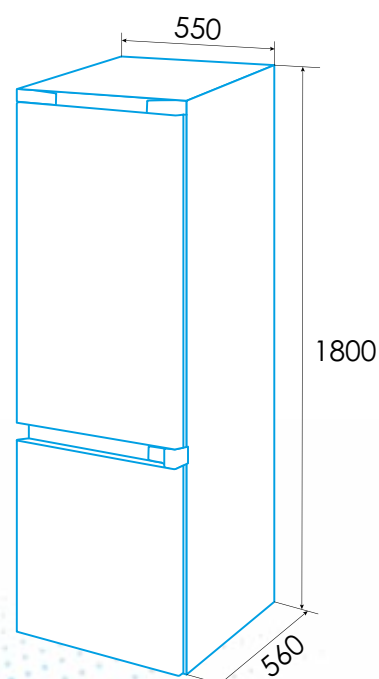
### EFC-1821 ST WH White

**NEW**

Cod.: 924271329 - EAN: 8422248350617



- » 1,80 m combi fridge
- » Energy efficiency E
- » Homogeneous cold inside the refrigerator and freezer
- » Electronic temperature regulation in refrigerator
- » Refrigerator: 1 vegetable drawer
- » Freezer: 3 large-capacity drawers
- » Integrated door handle
- » Net capacity (l): 262 (191 + 71)
- » Electric consumption : 210 kW/year
- » Climate class N/ST (16-38°)
- » LED lighting
- » Reversible doors



\* measurements in mm



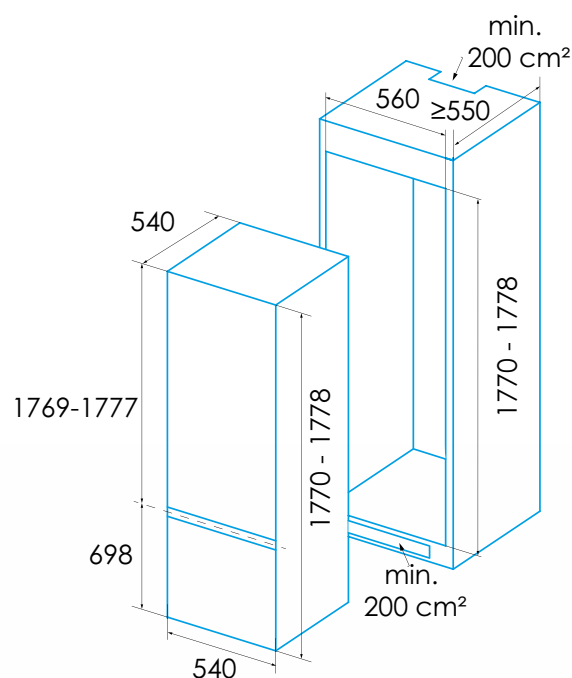
**EFC-1711 I** White

**NEW**

**Cod.:** 924271344 - **EAN:** 8422248350792



- » 1,78 built in combi fridge
- » Energy efficiency E
- » Homogeneous cold inside the refrigerator
- » Electronic temperature regulation in refrigerator
- » Refrigerator: 1 vegetable drawer
- » Freezer: 3 large-capacity drawers
- » Net capacity (l): 249 (179 + 70)
- » Electric consumption: 216 kW/year
- » Climate class N/ST (16-38°)
- » LED lighting
- » Sliding door system
- » Reversible doors



\* measurements in mm



**EFT-1711 EX** Stainless Steel

**NEW**

**Cod.:** 924271330 - **EAN:** 8422248350624



- » 1,76 m static two doors fridge
- » Energy efficiency E
- » Homogeneous cold inside the refrigerator
- » Mechanical temperature regulation
- » Refrigerator: 1 vegetable drawer
- » Integrated door handle
- » Net capacity (l): 294 (225+69)
- » Electric consumption : 207 kW/year
- » Climate class N/ST (16-38°)
- » Inner light
- » Reversible doors

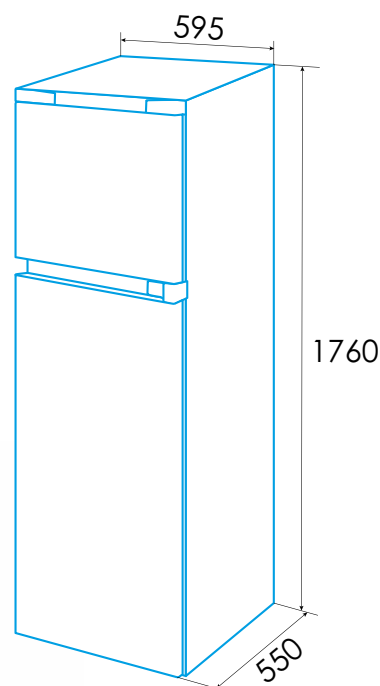


**EFT-1711 WH** White

**NEW**

**Cod.:** 924271331 - **EAN:** 8422248350631

FRIDGES AND  
FREEZERS



\* measurements in mm





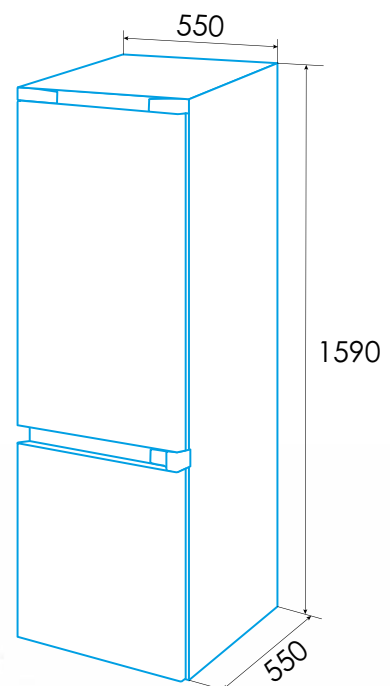
#### EFC-1611 WH White

**NEW**

Cod.: 924271332 - EAN: 8422248350648



- » 1,60 m static two doors fridge
- » Energy efficiency E
- » Homogeneous cold inside the refrigerator
- » Mechanical temperature regulation
- » Refrigerator: 1 vegetable drawer
- » Integrated door handle
- » Net capacity (l): 235 (194 + 41)
- » Electric consumption : 221 kW/year
- » Climate class SN/N/ST (10-38°)
- » Inner light
- » Reversible doors



\* measurements in mm



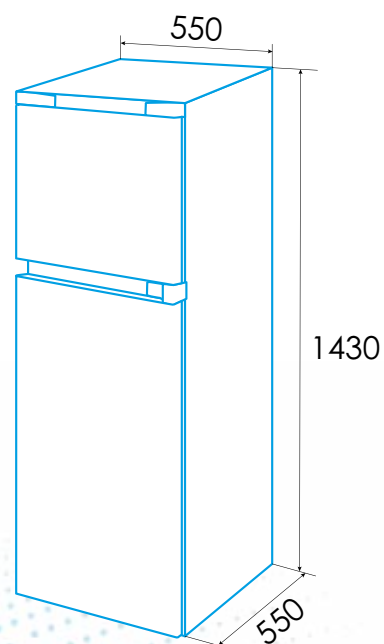
**EFT-1411 WH** White

**NEW**

**Cod.:** 924271333 - **EAN:** 8422248350655



- » 1,43 m static two doors fridge
- » Energy efficiency E
- » Homogeneous cold inside the refrigerator
- » Mechanical temperature regulation
- » Refrigerator: 1 vegetable drawer
- » Integrated door handle
- » Net capacity (l): 204 (163 + 41)
- » Electric consumption : 176 kW/year
- » Climate class N/ST (16-38°)
- » Inner light
- » Reversible doors



\* measurements in mm




#### **EFS-1823 NF EX** Stainless Steel

**Cod.:** 924271311 - **EAN:** 8422248108720



- » 1,85 m TOTAL No Frost one door fridge
- » Energy efficiency E
- » TOTAL No Frost technology
- » Electronic temperature regulation in refrigerator
- » Digital LED screen electronic control
- » "Super" function in refrigerator
- » Refrigerator: 1 low temperature drawer and 1 Fresh Box drawer
- » Metallic winerack
- » Balconies on freezer door
- » Bar metallic handle easy opened
- » Net capacity (L): 362
- » Electric consumption : 118 kW/year
- » Climate class SN/N/ST/T (10-43°)
- » LED strip lightning
- » Reversible doors



\* measurements in mm




### EZS-1823 NF EX Stainless Steel

Cod.: 924271310 - EAN: 8422248108713



- » 1,85 m TOTAL No Frost one door freezer
- » Energy efficiency E
- » TOTAL No Frost technology
- » Electronic temperature regulation in freezer
- » Digital LED screen electronic control
- » "Super" function in freezer
- » 5 drawers, two of them with large capacity
- » Bar metallic handle easy opened
- » Net capacity (L): 273
- » Electric consumption : 245 kW/year
- » Climate class SN/N/ST/T (10-43°)
- » LED lighting
- » Reversible doors
- » Includes kit to assemble a Door on Door system with model EFS-1823 NF EX



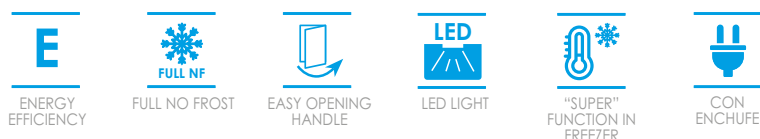
\* measurements in mm




#### EFS-1823 NF WH White

**NEW**

Cod.: 924271342 - EAN: 8422248350778



- » 1,85 m TOTAL No Frost one door fridge
- » Energy efficiency E
- » TOTAL No Frost technology
- » Electronic temperature regulation in refrigerator
- » Digital LED screen electronic control
- » "Super" function in refrigerator
- » Refrigerator: 1 low temperature drawer and 1 Fresh Box drawer
- » Metallic winerack
- » Balconies on freezer door
- » Bar metallic handle easy opened
- » Net capacity (l): 362
- » Electric consumption : 118 kW/year
- » Climate class SN/N/ST/T (10-43°)
- » LED strip lightning
- » Reversible doors



\* measurements in mm




**EZS-1823 NF WH** White

**NEW**

**Cod.:** 924271343 - **EAN:** 8422248350785



- » 1,85 m TOTAL No Frost one door freezer
- » Energy efficiency E
- » TOTAL No Frost technology
- » Electronic temperature regulation in freezer
- » Digital LED screen electronic control
- » "Super" function in freezer
- » 5 drawers, two of them with large capacity
- » Bar metallic handle easy opened
- » Net capacity (l): 273
- » Electric consumption : 245 kW/year
- » Climate class SN/N/ST/T (10-43°)
- » LED lighting
- » Reversible doors
- » Includes kit to assemble a Door on Door system with model EFS-1823 NF WH



\* measurements in mm



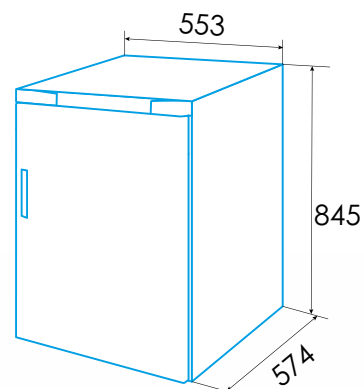
**EFS-0813 WH** White

**NEW**

**Cod.:** 924271334 - **EAN:** 8422248350662



- » 0,85 m table top static fridge
- » Energy efficiency E
- » Homogeneous cold inside the refrigerator
- » Mechanical temperature regulation
- » 1 large capacity vegetable box
- » Integrated door handle
- » Net capacity (l): 131
- » Electric consumption : 90 kW/year
- » Climate class SN/N/ST (10-38°)
- » Inner light
- » Reversible doors



\* measurements in mm





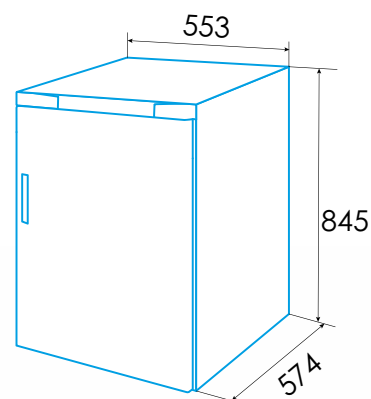
**EZS-0813 WH** White

**NEW**

**Cod.:** 924271335 - **EAN:** 8422248350679



- » 0,85 m table top static freezer
- » Energy efficiency E
- » Homogeneous cold inside the refrigerator
- » Mechanical temperature regulation
- » 3 large-capacity drawers
- » Integrated door handle
- » Net capacity (l): 88
- » Electric consumption : 164 kW/year
- » Climate class SN/N/ST (10-38°)
- » Reversible doors



\* measurements in mm



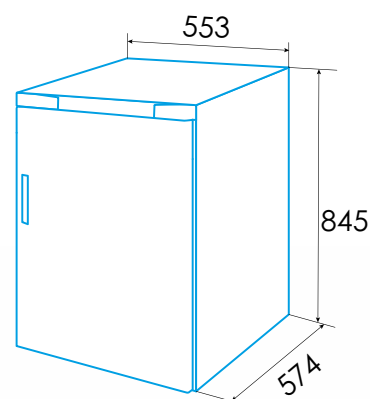
**EFS-0814 WH** White

**NEW**

**Cod.:** 924271336 - **EAN:** 8422248350686



- » 0,85 m table top static fridge
- » Energy efficiency E
- » Homogeneous cold inside the refrigerator
- » Mechanical temperature regulation
- » 1 large capacity vegetable box
- » 1 large-capacity drawers
- » Integrated door handle
- » Net capacity (l): 113 (97 + 16)
- » Electric consumption : 142 kW/year
- » Climate class N/ST (16-38°)
- » Inner light
- » Reversible doors



\* measurements in mm



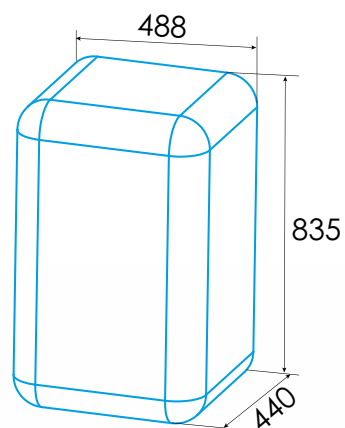
**EFS-0911 WH** White

**NEW**

Cod.: 924271337 - EAN: 8422248350709



- » 0,84 m table top static fridge with 0° chiller compartment. Lower depth
- » Energy efficiency E
- » Homogeneous cold inside the refrigerator
- » Mechanical temperature regulation
- » 1 large capacity vegetable box
- » Balconies on freezer door
- » Integrated door handle
- » Net capacity (l): 93
- » Electric consumption : 86 kW/year
- » Climate class SN/N/ST/T (10-43°)



\* measurements in mm



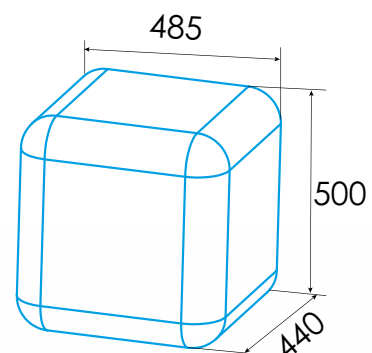
**EFS-0411 WH** White

**NEW**

**Cod.:** 924271338 - **EAN:** 8422248350716



- » 0,5 m table top static fridge with 0° chiller compartment. Lower depth
- » Energy efficiency E
- » Homogeneous cold inside the refrigerator
- » Mechanical temperature regulation
- » Balconies on freezer door
- » Integrated door handle
- » Net capacity (l): 47
- » Electric consumption : 80 kW/year
- » Climate class N/ST/T (16-43°)



\* measurements in mm



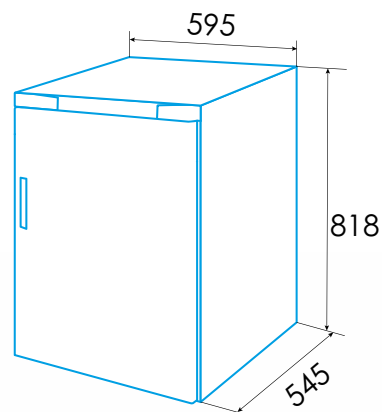
**EFS-0513 I** White

**NEW**

**Cod.:** 924271339 - **EAN:** 8422248350723



- » 0,82 m TOTAL No frost built in fridge
- » Energy efficiency E
- » Homogeneous cold inside the refrigerator
- » Electronic temperature regulation in refrigerator
- » Digital LED screen electronic control
- » "Super" function in refrigerator
- » 1 large capacity vegetable box
- » Balconies on freezer door
- » Net capacity (l): 138
- » Electric consumption : 93 kW/year
- » Climate class SN/N/ST (10-38°)
- » LED lighting
- » Reversible doors



\* measurements in mm



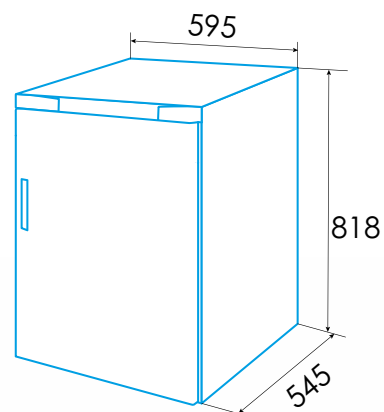
**EFS-0514 I** White

**NEW**

**Cod.:** 924271341 - **EAN:** 8422248350747



- » 0,82 m built in fridge with freezer
- » Energy efficiency E
- » Electronic temperature regulation in refrigerator
- » Digital LED screen electronic control
- » "Super" function in freezer
- » 1 large capacity vegetable box
- » Balconies on freezer door
- » Net capacity (l): 104
- » Electric consumption : 118 kW/year
- » Climate class SN/N/ST (10-38°)
- » LED lighting
- » Reversible doors



\* measurements in mm



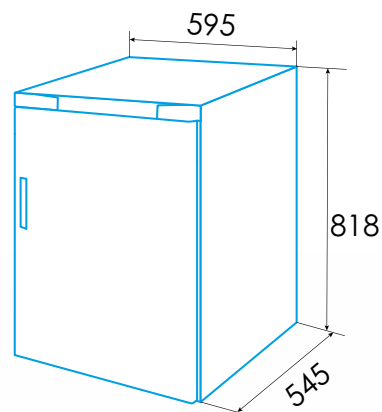
**EZS-0513 I** White

**NEW**

**Cod.:** 924271340 - **EAN:** 8422248350730



- » 0,82 m one door freezer
- » Energy efficiency E
- » Electronic temperature regulation in refrigerator
- » Digital LED screen electronic control
- » "Super" function in freezer
- » 3 large-capacity drawers
- » Net capacity (l): 101
- » Electric consumption : 178 kW/year
- » Climate class SN/N/ST (10-38°)
- » Reversible doors



\* measurements in mm





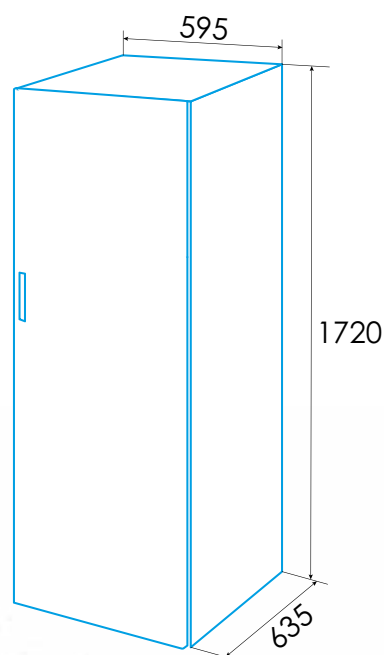
#### EZS-1732 NF WH White

**NEW**

Cod.: 924271345 - EAN: 8422248350808



- » 1,72 m TOTAL no frost freezer
- » Energy efficiency E
- » Homogeneous cold inside the freezer
- » Electronic temperature regulation
- » Electronic control
- » "Super" function in freezer
- » 7 large-capacity drawers
- » Bar handle
- » Net capacity (l): 238
- » Electric consumption : 234 kW/year
- » Climate class N/ST/T (16-43°)
- » LED lighting
- » Reversible doors



\* measurements in mm



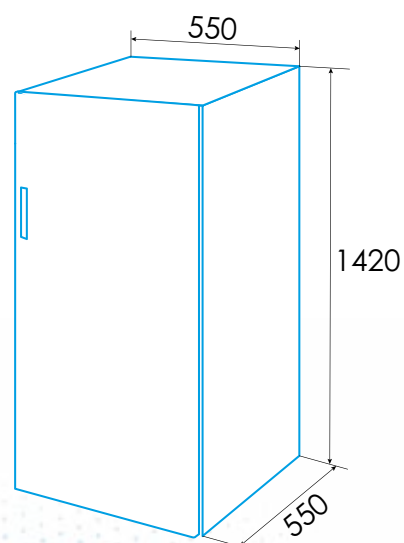
**EZS-1412 WH** White

**NEW**

**Cod.:** 924271346 - **EAN:** 8422248350815



- » 1,42 m static freezer
- » Energy efficiency E
- » Homogeneous cold inside the freezer
- » Mechanical temperature regulation
- » 5 large-capacity drawers
- » Bar handle
- » Net capacity (l): 160
- » Electric consumption : 183 kW/year
- » Climate class N/ST/T (16-43°)
- » Reversible doors



\* measurements in mm



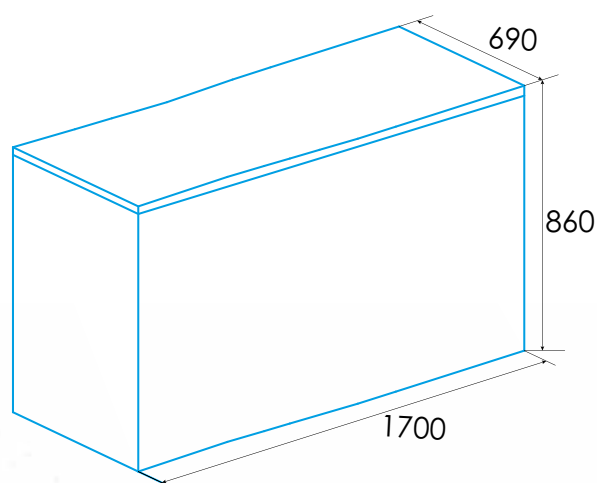
**EZH-5011** White

**NEW**

**Cod.:** 928271347 - **EAN:** 8422248350822



- » 0,86 m horizontal freezer
- » Energy efficiency E
- » Homogeneous cold inside the freezer
- » Mechanical temperature regulation
- » DUAL function
- » 2 baskets
- » External
- » Net capacity (l): 392
- » Electric consumption : 260 kW/year
- » Climate class S T (16-43°)
- » LED lighting



\* measurements in mm



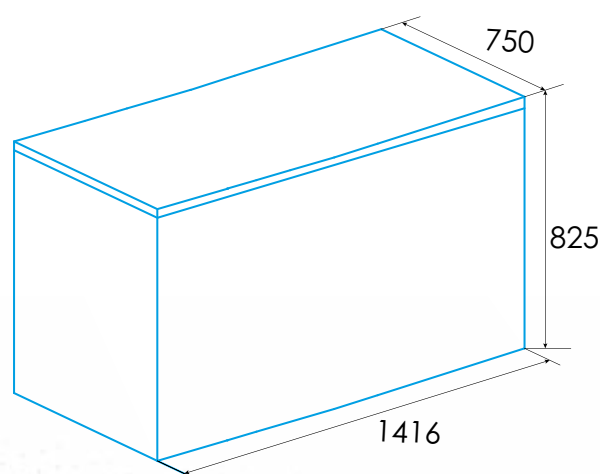
**EZH-4211** White

**NEW**

**Cod.:** 928271181 - **EAN:** 8422248350839



- » 0,83 m horizontal freezer
- » Energy efficiency E
- » Homogeneous cold inside the freezer
- » Mechanical temperature regulation
- » DUAL function
- » 1 baskets
- » External
- » Net capacity (l): 418
- » Electric consumption : 269 kW/year
- » Climate class SN/N/ST/T (10-43°)



\* measurements in mm



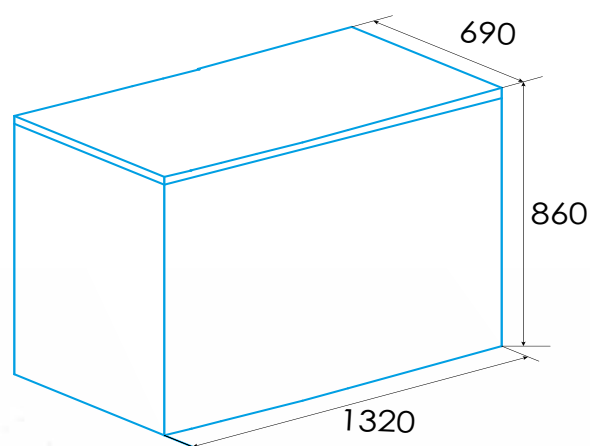
**EZH-3511** White

**NEW**

Cod.: 928271183 - EAN: 8422248350860



- » 0,86 m horizontal freezer
- » Energy efficiency E
- » Homogeneous cold inside the freezer
- » Mechanical temperature regulation
- » DUAL function
- » 2 baskets
- » External
- » Net capacity (l): 349
- » Electric consumption : 247 kW/year
- » Climate class ST (16-43°)
- » LED lighting



\* measurements in mm



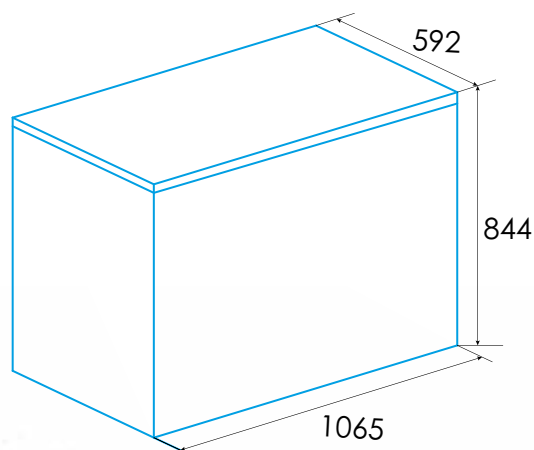
**EZH-3011** White

**NEW**

**Cod.:** 928271184 - **EAN:** 8422248350877



- » 0,85 m horizontal freezer
- » Energy efficiency E
- » Homogeneous cold inside the freezer
- » Mechanical temperature regulation
- » 2 baskets
- » Recessed handle
- » Net capacity (l): 293
- » Electric consumption : 230 kW/year
- » Climate class SN/N/ST/T (10-43°)



\* measurements in mm



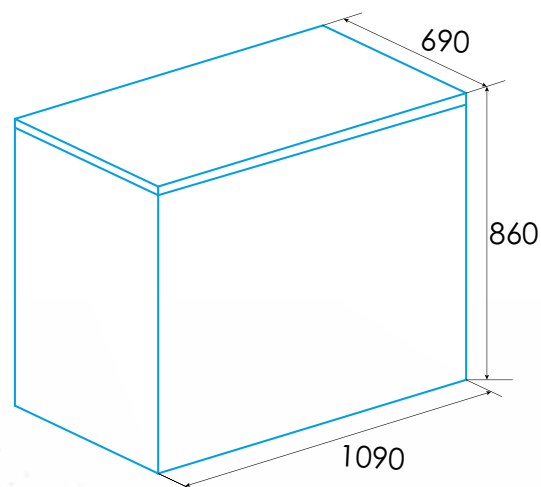
**EZH-2811** White

**NEW**

**Cod.:** 928271185 - **EAN:** 8422248350884



- » 0,86 m horizontal freezer
- » Energy efficiency E
- » Homogeneous cold inside the freezer
- » Mechanical temperature regulation
- » DUAL function
- » 1 baskets
- » External
- » Net capacity (l): 275
- » Electric consumption : 225 Kw/year
- » Climate class ST (16-38°)
- » LED lighting



\* measurements in mm





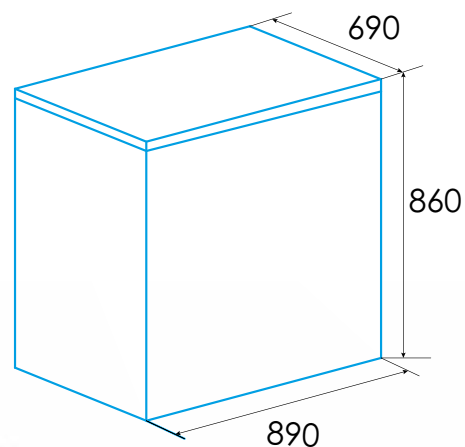
**EZH-2014** White

**NEW**

Cod.: 928271186 - EAN: 8422248350891



- » 0,86 m horizontal freezer
- » Energy efficiency E
- » Homogeneous cold inside the freezer
- » Mechanical temperature regulation
- » DUAL function
- » 1 baskets
- » External
- » Net capacity (l): 209
- » Electric consumption : 203 Kw/year
- » Climate class ST (16-38°)
- » LED lighting



\* measurements in mm



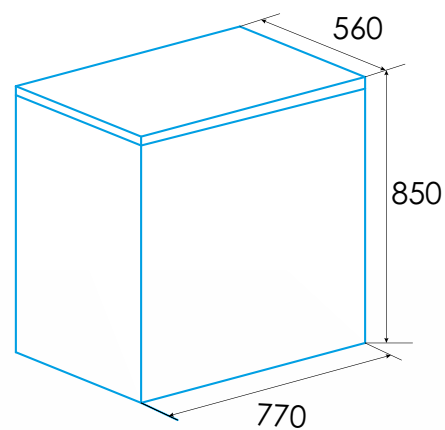
**EZH-2011** White

**NEW**

**Cod.:** 928271187 - **EAN:** 8422248350907



- » 0,85 m horizontal freezer
- » Energy efficiency E
- » Homogeneous cold inside the freezer
- » Mechanical temperature regulation
- » DUAL function
- » 1 baskets
- » Recessed handle
- » Net capacity (l): 198
- » Electric consumption : 200 Kw/year
- » Climate class SN/N/ST (10-38°)



\* measurements in mm



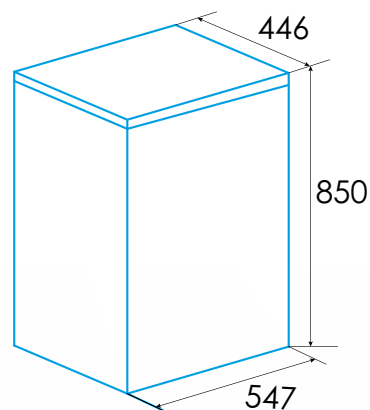
**EZH-1011** White

**NEW**

**Cod.:** 928271188 - **EAN:** 8422248350914



- » 0,85 m horizontal freezer
- » Energy efficiency E
- » Homogeneous cold inside the freezer
- » Mechanical temperature regulation
- » DUAL function
- » 1 baskets
- » Recessed handle
- » Net capacity (l): 99
- » Electric consumption : 169 Kw/year
- » Climate class SN/N/ST (10-38°)



\* measurements in mm

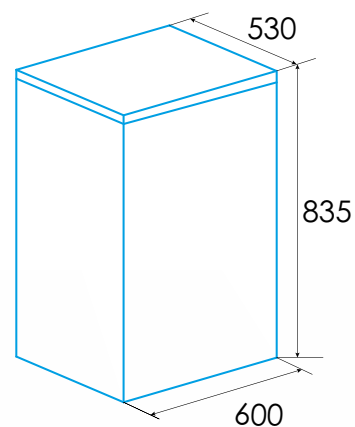


#### **EZH-0911** White

**Cod.:** 928271175 - **EAN:** 8422248100748



- » 0,83 m horizontal freezer
- » Energy efficiency E
- » Homogeneous cold inside the freezer
- » Mechanical temperature regulation
- » Integrated door handle
- » Net capacity (L): 88
- » Electric consumption : 162 kW/year
- » Climate class SN/N/ST/T (10-43°)



\* measurements in mm

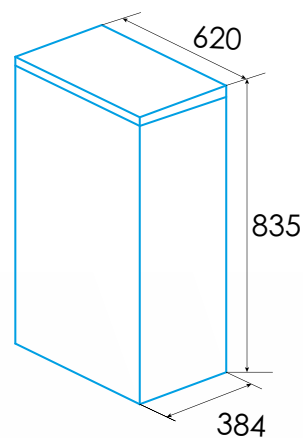


#### EZH-0611 White

Cod.: 928271174 - EAN: 8422248100687



- » 0,83 m horizontal freezer
- » Energy efficiency E
- » Homogeneous cold inside the freezer
- » Mechanical temperature regulation
- » Integrated door handle
- » Net capacity (L): 59
- » Electric consumption : 154 kW/year
- » Climate class SN/N/ST/T (10-43°)



\* measurements in mm

Code	924271324	924271323	924271321	924271309	924271326	924271264	924271265	924271320	
EAN	8422248350549	8422248350532	8422248343107	8422248343084	8422248350570	8422248097024	8422248097031	8422248343091	
Model	ESS-1833 NF EX	ESS-1832 NF EX	EFC-2035 NF EX	EFC-1822 NF GBK	EFC-7832 DNF EX	EFC-2032 NF EX	EFC-2032 NF WH	EFC-1833 NF EX	
Finish	Stainless Steel	Stainless Steel	Stainless Steel	Black glass	Stainless steel	Stainless steel	White	Stainless Steel	
Product fiche according to EU Regulation 2019/2016									
Category	7	7	7	7	6	7	7	7	
Energy efficiency class	D	E	D	E	E	E	E	D	
Energy consumption [kWh/year]	256	309	197	243	268	231	231	194	
Refrigerator storage volume [l]	349	334	238	207	316	247	247	207	
Freezer storage volume **** [l]	206	185	98	97	119	83	83	97	
Star rating	4	4	4	4	4	4	4	4	
Frost-free fridge	Yes	Yes	Yes	Yes	Yes	Yes	Yes	Yes	
Frost-free freezer	Yes	Yes	Yes	Yes	Yes	Yes	Yes	Yes	
Power cut safe [h]	6	6	10	10	12	9	9	10	
Freezing capacity [kg/24h]	12	11	6	6	9	3,89	3,89	6	
Climate class (2)	SN/N/ST	SN/N/ST	SN/N/ST/T	SN/N/ST/T	N/ST	N/ST	N/ST	SN/N/ST/T	
Noise emissions [dBA]	37	42	36	39	41	41	41	36	
Installation type	Free standing	Free standing	Free standing	Free standing	Free standing	Free standing	Free standing	Free standing	
Dimensions									
Height [mm]	1765	1786	2004	1860	1880	2010	2010	1860	
Width [mm]	897	910	595	595	700	595	595	595	
Depth [mm]	706	646	590	590	666	630	630	590	
Opening of the door	Right - Left	Right - Left	Right	Right	Right	Right	Right	Right	
Reversible doors	-	-	Yes	Yes	Yes	Yes	Yes	Yes	
Wheels	Yes	Yes	Yes	Yes	Yes	Yes	Yes	Yes	
External / Recessed handle	Recessed handle	Recessed handle	External metal look	Recessed handle	External metal look	External metal look	Recessed handle	External metal look	
Control									
Cooling type	Total No Frost	Total No Frost	Total No Frost	Total No Frost	Metal DUAL No Frost	TOTAL No Frost	TOTAL No Frost	Total No Frost	
Control	Electronic	Electronic	Electrónico	Electrónico	Electronic	Electronic	Electronic	Electrónico	
Display	Yes	Yes	Yes	Yes	Yes	Yes	Yes	Yes	
Electronic refrigerator temperature regulation	Yes	Yes	Yes	Yes	Yes	Yes	Yes	Yes	
Electronic freezer temperature regulation	Yes	Yes	Yes	Yes	Yes	-	-	Yes	
Super cooling / Super freezing function	Yes - Yes	No - Yes	No - Yes	No - Yes	Yes - Yes	Yes - /	Yes - /	No - Yes	
Holiday function	Sí	Sí	-	-	Yes	-	-	-	
Winter-Summer function	-	-	-	-	-	Yes	Yes	-	
Refrigerator equipment									
Number of door balconies	3	3	4	3	4	5	5	3	
Number of glass shelves	4	4	3	2	3	4	4	2	
Wine rack	-	Yes	-	Yes	-	Yes	Yes	Yes	
Drawer for fruits and vegetables	2	2	2	1	2	1	1	1	
Chiller for meat and fish	-	-	-	1	1	1	1	1	
Metallic inner decoration	-	-	-	-	Yes	-	-	-	
Number of egg tray - Egg capacity	2-6	2-6	2-6	2-6	1-6	1-6	1-6	2-6	
Freezer equipment									
Number of drawers - closed drawers	2-2	2-2	3-3	3-3	3-2	3-3	3 - 3	3-3	
Ice trays - Ice cube capacity	1-12	1-20	1-12	1-12	1-12	1-12	1-12	1-12	
Illumination									
Fridge / Freezer lightning	Yes - Yes	Yes - Yes	Yes - /	Yes - /	Yes -- /	Yes -- /	Yes -- /	Yes - /	
LED lightning	Yes - Yes	Yes - Yes	Yes - /	Yes - /	Yes -- /	Yes -- /	Yes -- /	Yes - /	
Power and water connection									
Voltage range [V]	220-240	220-240	220-240	220-240	220-240	220-240	220-240	220-240	
Frequency [Hz]	50	50	50	50	50	50	50	50	
Rated power [W]	165	185	150	150	130	190	190	150	
Rated current [A]	1,6	1,6	1	0,6	0,6	0,7	0,7	1	
Type of plug	Schuko	Schuko	Schuko	Schuko	Schuko	Schuko	Schuko	Schuko	
Power cord length [mm]	1800	2000	1800	1800	1700	1700	1700	1800	

(1) The actual energy consumption depends on the conditions of use of the device and its location, according to the results obtained in the standard test of 24 hours defined in EN 62552 regulation. (2) Type of climates: SN: From +10°C to +34°C ambient temperature. N: From +16°C to +32°C ambient temperature. ST: From +16°C to +38°C ambient temperature. T: From +16°C to +43°C ambient temperature.

	924271266 8422248097048 EFC-1832 NF EX	924271267 8422248097055 EFC-1832 NF WH	924271327 8422248350587 EFC-1821 NF EX	924271325 8422248350570 EFC-1821 NF WH	924271328 8422248350600 EFC-1822 NF WH	924271329 8422248350617 EFC-1821 ST WH	924271344 8422248350792 EFC-1711-I	924271330 8422248350624 EFT-1711 EX	924271331 8422248350631 EFT-1711 WH	924271332 8422248350648 EFT-1611 WH	924271333 8422248350655 EFT-1411 WH
	Stainless steel	White	Stainless steel	White	White	White	Built-in	Stainless steel	White	White	White
	7	7	7	7	7	7	7	7	7	7	7
	E	E	E	E	E	E	E	E	E	E	E
	235	235	235	235	220	210	216	207	207	177	176
	224,4	224,4	224	224	182	191	179	225	225	194	163
	85,6	85,6	86	86	71	71	70	69	69	41	41
	4	4	4	4	4	4	4	4	4	4	4
	Yes	Yes	Yes	Yes	Yes	-	-	-	-	-	-
	Yes	Yes	Yes	Yes	Yes	-	-	-	-	-	-
	8	8	8	8	9,5	12	10	8	8	8	8
	3,89	3,89	3,9	3,9	3,2	3,2	3,2	3,2	3,2	2	2
	N/ST	N/ST	SN/N/ST	SN/N/ST	N/ST	N/ST	N/ST	N/ST	N/ST	SN/N/ST	N/ST
	41	41	42	42	40	40	39	40	40	40	40
	Free standing	Free standing	Free standing	Free standing	Free standing	Free standing	Built-in	Free standing	Free standing	Free standing	Free standing
	1880	1880	1880	1880	1800	1800	1778	1760	1760	1590	1430
	595	595	595	595	540	550	540	595	595	550	550
	630	630	630	630	600	560	540	550	550	550	550
	Right	Right	Right	Right	Right	Right	Right	Right	Right	Right	Right
	Yes	Yes	Yes	Yes	Yes	Yes	Yes	Yes	Yes	Yes	Yes
	Yes	Yes	Yes	Yes	-	-	-	Yes	Yes	Yes	Yes
	External metal look	Recessed handle	Recessed handle	Recessed handle	Recessed handle	Recessed handle	-	Recessed handle	Recessed handle	Recessed handle	Recessed handle
	TOTAL No Frost	TOTAL No Frost	TOTAL No Frost	TOTAL No Frost	TOTAL NO Frost	Static	Static	Satic	Satic	Satic	Satic
	Electronic	Electronic	Electronic	Electronic	Electronic	Electronic	Mechanic	Mechanic	Mechanic	Mechanic	Mechanic
	Yes	Yes	-	-	-	-	-	-	-	-	-
	Yes	Yes	Yes	Yes	Yes	Yes	Yes	-	-	-	-
	-	-	-	-	Yes	-	-	-	-	-	-
	Yes - /	Yes - /	Yes - /	Yes - /	-	-	Yes / Yes	-	-	-	-
	-	-	-	-	-	-	-	-	-	-	-
	Yes	Yes	-	-	-	-	-	-	-	-	-
	5	5	5	5	3	3	3	3	3	4	3
	3	3	4	4	4	4	4	4	4	4	4
	Yes	-	-	-	-	-	-	-	-	-	-
	2	2	1	1	1	1	1	1	1	1	1
	-	-	-	-	-	-	-	-	-	-	-
	-	-	-	-	-	-	-	-	-	-	-
	1-6	1-6	1-6	1-6	1-6	1-6	1-6	1-6	1-6	1-6	1-6
	3-3	3-3	3-3	3-3	3-2	3-3	3-3	-	-	-	-
	1-12	1-12	1-12	1-12	1-12	1-12	1-12	1-12	1-12	1-12	1-12
	Yes -- /	Yes -- /	Yes -- /	Yes -- /	Yes - /	Yes - /	Yes -- /	Yes -- /	Yes -- /	Yes -- /	Yes -- /
	Yes -- /	Yes -- /	Yes -- /	Yes -- /	Yes - /	Yes - /	Yes -- /	-	-	-	Yes
	220-240	220-240	220-240	220-240	220-240	220-240	220-240	220-240	220-240	220-240	220-240
	50	50	50	50	50	50	5	50	50	50	50
	170	170	170	170	110	115	115	98	98	85	85
	0,8	0,8	0,8	0,8	0,9	0,75	0,75	0,8	0,8	0,82	0,5
	Schuko	Schuko	Schuko	Schuko	Schuko	Schuko	Schuko	Schuko	Schuko	Schuko	Schuko
	1700	1700	1700	1700	1600	1600	1600	1700	1700	1700	1700



Code	924271311	924271310	924271342	924271343	924271334	924271335	924271336	924271337
EAN	8422248108720	8422248108713	8422248350778	8422248350785	8422248350662	8422248350679	8422248350686	8422248350709
Model	EFS-1823 NF EX	EZS-1823 NF EX	EFS-1823 NF WH	EZS-1823 NF WH	EFS-0813 WH	EZS-0813 WH	EFS-0814 WH	EFS-0911 WH
Finish	Stainless Steel	Stainless Steel	White	White	White	White	White	White
Product fiche according to EU Regulation 2019/2016								
Category	1	8	1	8	1	8	1	1
Energy efficiency class	E	E	E	E	E	E	E	E
Energy consumption [kWh/year]	118	245	118	245	90	167	142	86
Refrigerator storage volume [l]	362	-	362	-	131	-	97	93
Freezer storage volume **** [l]	-	273	-	273	-	88	16	-
Star rating	-	4	-	4	-	4	4	-
Frost-free fridge	Yes	-	Yes	-	-	-	-	-
Frost-free freezer	-	Yes	-	Yes	-	-	-	-
Power cut safe [h]	-	8	-	8	-	15	9	-
Freezing capacity [kg/24h]	-	12,4	-	12,4	-	4	2	-
Climate class (2)	SN/N/ST/T	SN/N/ST/T	SN/N/ST/T	SN/N/ST/T	SN/N/ST	SN/N/ST	N/ST	SN/N/ST/T
Noise emissions [dBA]	41	41	41	41	39	39	39	41
Installation type	Free standing	Free standing	Free standing	Free standing	Free standing	Free standing	Free standing	Free standing
Dimensions								
Height [mm]	1850	1850	1850	1850	845	845	845	835
Width [mm]	595	595	595	595	553	553	553	488
Depth [mm]	618	618	618	618	574	574	574	440
Opening of the door	Right	Left	Right	Left	Right	Right	Right	Right
Reversible doors	Yes	Yes	Yes	Yes	Yes	Yes	Yes	-
Wheels	Yes	Yes	Yes	Yes	-	-	-	-
External / Recessed handle	External metal look	External metal look	External metal look	External metal look	Recessed handle	Recessed handle	Recessed handle	Recessed handle
Control								
Cooling type	TOTAL No Frost	TOTAL No Frost	TOTAL No Frost	TOTAL No Frost	Static	Static	Static	Static
Control	Electronic	Electronic	Electronic	Electronic	Mechanic	Mechanic	Mechanic	Mechanic
Display	Yes	Yes	Yes	Yes	-	-	-	-
Electronic refrigerator temperature regulation	Yes	-	Yes	-	-	-	-	-
Electronic freezer temperature regulation	-	Yes	-	Yes	-	-	-	-
Super cooling / Super freezing function	Yes - /	- / Yes	Yes - /	- / Yes	-	-	-	-
Holiday function	-	-	-	-	-	-	-	-
Winter-Summer function	-	-	-	-	-	-	-	-
Refrigerator equipment								
Number of door balconies	5	-	5	-	3	-	3	3
Number of glass shelves	6	-	6	-	3	-	2	3
Wine rack	Yes	-	Yes	-	-	-	-	-
Drawer for fruits and vegetables	1	-	1	-	1	-	1	1
Chiller for meat and fish	1	-	1	-	-	-	-	-
Metallic inner decoration	-	-	-	-	-	-	-	-
Number of egg tray - Egg capacity	1-6	-	1-6	-	1-6	-	1-6	1-6
Freezer equipment								
Number of drawers - closed drawers	-	5	-	5	-	3	1	1
Ice trays - Ice cube capacity	-	1-6	-	1-6	-	1-12	-	-
Illumination								
Fridge / Freezer lightning	Sí - /	-	Sí - /	- / Yes	Yes - /	-	Yes - /	-
LED lightning	Yes	-	Yes	Yes	Yes	-	Yes	-
Power and water connection								
Voltage range [V]	220-240	220-240	220-240	220-240	220-240	220-240	220-240	220-240
Frequency [Hz]	50	50	50	50	50	50	50	50
Rated power [W]	65	200	65	200	40	100	90	55
Rated current [A]	0,6	0,5	0,6	0,5	0,36	0,6	0,6	0,5
Type of plug	Schuko	Schuko	Schuko	Schuko	Schuko	Schuko	Schuko	Schuko
Power cord length [mm]	1700	1700	1700	1700	1600	1600	1600	1700

(1) The actual energy consumption depends on the conditions of use of the device and its location, according to the results obtained in the standard test of 24 hours defined in EN 62552 regulation. (2) Type of climates: SN: From +10°C to +34°C ambient temperature. N: From +16°C to +32°C ambient temperature. ST: From +16°C to +38°C ambient temperature. T: From +16°C to +43°C ambient temperature.

	924271338 8422248350716 EFS-0411 WH	924271339 8422248350723 EFS-0513 I	924271341 8422248350747 EFS-0514 I	924271340 8422248350730 EFS-0513 I	924271345 8422248350808 EFS-1732 EX	924271346 8422248350815 EFS-1412 WH
	White	Built-in	Built-in	Built-in	Stainless Steel	White
	1	1	7	8	8	8
	E	E	E	E	E	E
	80	93	118	178	234	183
	47	138	104	-	-	-
	-	-	17	101	238	160
	-	-	4	4	4	4
	-	-	Yes	-	-	-
	-	-	-	-	Yes	-
	-	-	9	14	8	9
	-	-	4	9,2	11,1	7,2
	N/ST/T	SN/N/ST	SN/N/ST	SN/N/ST	SN/N/ST/T	N/ST
	41	37	35	38	41	42
	Free standing	Built-in	Built-in	Built-in	Free standing	Free standing
	500	818	818	818	1720	1420
	485	595	595	595	595	550
	440	545	545	545	635	550
	Right	Right	Right	Right	Right	Right
	-	Yes	Yes	Yes	Yes	Yes
	-	-	-	-	-	-
	Recessed handle	-	-	-	External handle	External handle
	Static	Satic	Satic	Satic	TOTAL No Frost	Static
	Mechanic	Electronic	Electronic	Electronic	Electronic	Mechanic
	-	Yes	Yes	Yes	Yes	-
	-	Yes	Yes	-	-	-
	-	-	Yes	Yes	Yes	-
	-	Yes - /	- / Yes	- / Yes	- / Yes	-
	-	-	-	-	-	-
	-	-	-	-	-	-
	2	2	2	-	-	-
	1	2	1	-	-	-
	-	-	-	-	-	-
	-	1	1	-	-	-
	-	-	-	-	-	-
	-	-	-	-	-	-
	1-6	1-6	1-6	-	-	-
	1	-	-	3	7	5
	-	-	1-12	1-10	-	-
	-	Yes - /	Yes - /	-	-	-
	-	Yes	Yes	-	-	-
	220-240	220-240	220-240	220-240	220-240	220-240
	50	50	50	50	50	50
	70	60	90	115	150	120
	0.55	0.3	0.4	0.5	0.52	0.52
	Schuko	Schuko	Schuko	Schuko	Schuko	Schuko
	1700	1500	1500	1500	1700	1700

Code	928271347	928271181	928271183	928271184	928271185	928271186	928271187	928271188	
EAN	8422248350822	8422248350839	8422248350860	8422248350877	8422248350884	8422248350891	8422248350907	8422248350914	
Model	EZH-5011	EZH-4211	EZH-3511	EZH-3011	EZH-2811	EZH-2014	EZH-2011	EZH-1011	
Finish	White	White	White	White	White	White	White	White	
Product fiche according to EU Regulation 2019/2016									
Category	8	8	8	8	8	8	8	8	
Energy efficiency class	E	E	E	E	E	E	E	E	
Energy consumption [kWh/year]	260	269	247	230	255	203	200	169	
Refrigerator storage volume [l]	-	-	-	-	-	-	-	-	
Freezer storage volume **** [l]	393	418	349	293	275	209	198	99	
Star rating	4	4	4	4	4	4	4	4	
Frost-free fridge	-	-	-	-	-	-	-	-	
Frost-free freezer	-	-	-	-	-	-	-	-	
Power cut safe [h]	47	50	37	25	37	37	20	17	
Freezing capacity [kg/24h]	18	19	23	14	24	16,5	9	4,5	
Climate class (2)	T	SN/N/ST/T	ST	SN/N/ST/T	ST	ST	SN/N/ST	SN/N/ST	
Noise emissions [dBA]	42	44	44	41	44	39	41	38	
Installation type	Free Standing	Free Standing	Free Standing	Free Standing	Free Standing	Free Standing	Free Standing	Free Standing	
Dimensions									
Height [mm]	860	825	860	844	860	860	850	850	
Width [mm]	1700	1416	1320	1065	1090	890	770	547	
Depth [mm]	690	750	690	592	690	690	560	446	
Opening of the door	Vertical	Vertical	Vertical	Vertical	Vertical	Vertical	Vertical	Vertical	
Reversible doors	-	-	-	-	-	-	-	-	
Wheels	Yes	Yes	Yes	-	Yes	Yes	-	-	
External / Recessed handle	External	External	External	Recessed handle	External	External	Recessed handle	Recessed handle	
Control									
Cooling type	Static	Static	Static	Static	Static	Static	Static	Static	
Dual function	Yes	Yes	Yes	No	Yes	Yes	Yes	Yes	
Control	Mechanic	Mechanic	Mechanic	Mechanic	Mechanic	Mechanic	Mechanic	Mechanic	
Display	-	-	-	-	-	-	-	-	
Electronic refrigerator temperature regulation	-	-	-	-	-	-	-	-	
Electronic freezer temperature regulation	-	-	-	-	-	-	-	-	
Super cooling / Super freezing function	-	-	-	-	-	-	-	-	
Holiday function	-	-	-	-	-	-	-	-	
Winter-Summer function	-	-	-	-	-	-	-	-	
Freezer equipment									
Number of drawers - closed drawers	-	-	-	-	-	-	-	-	
Ice trays - Ice cube capacity	-	-	-	-	-	-	-	-	
Number of baskets	2	1	2	2	1	1	1	1	
Illumination									
LED lightning	Yes	-	Yes	-	Yes	Yes	-	-	
Power and water connection									
Voltage range [V]	220-240	220-240	220-240	220-240	220-240	220-240	220-240	220-240	
Frequency [Hz]	50	50	50	50-60	50	50	50	50	
Rated power [W]	140	86	130	200	130	73	130	80	
Rated current [A]	0,8	2	0,62	1,4	0,57	0,52	0,9	0,5	
Type of plug	Schuko	Schuko	Schuko	Schuko	Schuko	Schuko	Schuko	Schuko	
Power cord length [mm]	2000	1700	2000	1700	2000	2000	1700	1700	

(1) The actual energy consumption depends on the conditions of use of the device and its location, according to the results obtained in the standard test of 24 hours defined in EN 62552 regulation. (2) Type of climates: SN: From +10°C to +34°C ambient temperature. N: From +16°C to +32°C ambient temperature. ST: From +16°C to +38°C ambient temperature. T: From +16°C to +43°C ambient temperature.

	928271175 8422248100748 EZH-0911	928271174 8422248100687 EZH-0611
	White	White
	8	8
	E	E
	162	154
	-	-
	88	59
	4	4
	-	-
	-	-
	20	22
	12	8,6
	SN/N/ST/T	SN/N/ST/T
	44	47
	Free Standing	Free Standing
	835	835
	600	384
	530	620
	Vertical	Vertical
	-	-
	-	-
	Recessed handle	Recessed handle
	Static	Static
	No	No
	Mechanic	Mechanic
	-	-
	-	-
	-	-
	-	-
	-	-
	-	-
	-	-
	-	-
	220-240	220-240
	50	50
	60	60
	0.4	0.4
	Schuko	Schuko
	150	150

### 60 CM FREE STANDING

**EDW-6242 X** P. 174  
Cod.: 926270299 EAN: 8422248096676



- » 14 place settings - 7 programs
- » 3rd Cutlery rack
- » Energy Efficiency C
- » 47 dB (A) of acoustic power
- » Special programs: Express 90', Fast 30', Glass, Prewash and Automatic
- » Digital display
- » Deferred programming 1-24 h

**EDW-6230 X** P. 176  
Cod.: 926270325 EAN: 8422248351317



**NEW**

- » 14 place settings - 7 programs
- » Energy Efficiency D
- » 47 dB (A) of acoustic power
- » Special programs: Express 90', Fast 30', Glass and Prewash
- » Digital display
- » Deferred programming 1-24 h
- » Auto opening

**EDW-6230 WH** P. 176  
Cod.: 926270326 EAN: 8422248351324



**NEW**

- » 4 place settings - 7 programs
- » Energy Efficiency D
- » 47 dB (A) of acoustic power
- » Special programs: Express 90', Fast 30', Glass and Prewash
- » Digital display
- » Deferred programming 1-24 h
- » Auto opening

**EDW-6231 X** P. 177  
Cod.: 926270323 EAN: 8422248351294



**NEW**

- » 14 place settings - 7 programs
- » 3rd Cutlery rack
- » Energy Efficiency D
- » 47 dB (A) of acoustic power
- » Special programs: Express 90', Fast 30', Glass and Prewash
- » Digital display
- » Deferred programming 1-24 h
- » Auto opening

### 60 CM FREE STANDING

**EDW-6231 WH** P. 177  
Cod.: 926270324 EAN: 8422248351300



**NEW**

- » 14 place settings - 7 programs
- » 3rd Cutlery rack
- » Energy Efficiency D
- » 47 dB (A) of acoustic power
- » Special programs: Express 90', Fast 30', Glass and Prewash
- » Digital display
- » Deferred programming 1-24 h
- » Auto opening

**EDW-6130 X** P. 178  
Cod.: 926270306 EAN: 8422248096744



- » 13 place settings - 6 programs
- » Energy Efficiency E
- » 49 dB (A) of acoustic power
- » Special programs: Express 90', Fast 30' and Glass
- » LED indicators: programs, salt and rinse aid

**EDW-6130 WH** P. 178  
Cod.: 926270307 EAN: 8422248096751



- » 13 place settings - 6 programs
- » Energy Efficiency E
- » 49 dB (A) of acoustic power
- » Special programs: Express 90', Fast 30' and Glass
- » LED indicators: programs, salt and rinse aid

**EDW-6120 WH** P. 179  
Cod.: 926270308 EAN: 8422248096768



- » 12 place settings - 4 programs
- » Energy Efficiency E
- » 52 dB (A) of acoustic power
- » Special programs: Express 90' and Fast 30'
- » LED indicators: programs, salt and rinse aid

### 45 CM FREE STANDING

**EDW-4710 X** P. 180  
Cod.: 926270327 EAN: 8422248351331



**NEW**

- » 10 place settings - 8 programs
- » Energy Efficiency D
- » 47 dB (A) of acoustic power
- » Special programs: Express 90', auto, bottles, glass and prewash
- » Digital display
- » Deferred programming 1-24 h
- » Auto opening

**EDW-4710 WH** P. 180  
Cod.: 926270328 EAN: 8422248351348



**NEW**

- » 10 place settings - 7 programs
- » Energy Efficiency D
- » 47 dB (A) of acoustic power
- » Special programs: Express 90', auto, Bottles, glass and prewash
- » Digital display
- » Deferred programming 1-24 h
- » Auto opening

**EDW-4610 X** P. 181  
Cod.: 926270304 EAN: 8422248096720



- » 10 place settings - 6 programs
- » Energy Efficiency E
- » 49 dB (A) of acoustic power
- » 6 programs
- » Special programs: Express 90', Fast 30' and Glass
- » LED indicators: programs, salt and rinse aid

**EDW-4610 WH** P. 181  
Cod.: 926270305 EAN: 8422248096737



- » 10 place settings - 6 programs
- » Energy Efficiency E
- » 49 dB (A) of acoustic power
- » 6 programs
- » Special programs: Express 90', Fast 30' and Glass
- » LED indicators: programs, salt and rinse aid

### 60 CM BUILT IN

**EDB-6241-I SL** P. 182  
Cod.: 926270329 EAN: 8422248351355



**NEW**

- » 14 place settings - 7 programs
- » 3rd Cutlery rack
- » Energy Efficiency D
- » 47 dB (A) of acoustic power
- » Sliding door
- » Special programs: Auto, hygiene, silence, Quick 30' and glass
- » Digital display
- » Deferred programming 1-24 h
- » Auto opening

**EDB-6130-I** P. 183  
Cod.: 926270312 EAN: 8422248097260



- » 13 place settings - 5 programs
- » Energy Efficiency E
- » 49 dB (A) of acoustic power
- » 5 programs
- » Special programs: Express 90' and Fast 30'
- » LED indicators: programs, salt and rinse aid

### 45 CM BUILT IN

**EDB-4711-I SL** P. 184  
Cod.: 926270330 EAN: 8422248351362



**NEW**

- » 10 place settings - 7 programs
- » 3rd Cutlery rack
- » Energy Efficiency D
- » 47 dB (A) of acoustic power
- » Sliding door
- » Special programs: Auto, hygiene, silence, Quick 30' and glass
- » Digital display
- » Deferred programming 1-24 h
- » Auto opening

**EDB-4610-I** P. 185  
Cod.: 926270311 EAN: 8422248096805

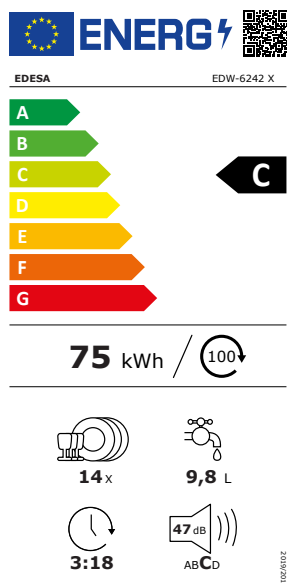


- » 10 place settings - 5 programs
- » Energy Efficiency E
- » 49 dB (A) of acoustic power
- » Special programs: Express 90', Fast 30'
- » LED indicators: programs, salt and rinse aid



(UE) 1060/2010

March 2021



Contributing to the reduction of electricity demand is one of our priorities, which is why we are working on reducing the energy consumption of our dishwashers in order to reach again the maximum energy classification according to the recent delegated regulation (EU) 2019/2017 & 2019/2022. So that you and your family can enjoy a cleaner world, the values have been rescaled, with classes A+++, A++ and A+ disappearing, starting from class A. This does not mean that now your dishwasher consumes more than before, but that the scale has changed.

With your new Edesa class C dishwasher, you will have significant energy and economic savings on your electricity bill, as well as a lower environmental impact.

With the inverter motors you will have triple tranquility; you will notice a lower consumption of electricity in your bill, less noise and the guarantee of 10 years in its motor.

## Enjoy the silence at home

Edesa dishwashers operates silently, allowing you to run it at any time of day without worrying about noise..

Our quietest models do not exceed 47 dB!

## REAL INOX - Quality and design go hand in hand with Aisi 430 stainless steel

Edesa dishwashers have been manufactured with high quality materials, which offer a greater durability and safety than others of lower qualities.

The door and panel of the stainless steel dishwashers incorporate the best stainless steel of the sector, the Aisi 430, to ensure the user, as well as a gleaming image, an exceptional quality.

We have not forgotten the integrable models. The control panels have also been manufactured with this material, thus ensuring the quality of them.





### Large capacity and inner versatility

You will not have any problem to wash all your dishes thanks to the large capacity of our dishwashers.

An inner improved design and two folding supports for the cups offer an even greater inner versatility.



### Integrated in your kitchen

The entire range of Edesa integrables is designed to comfortably be installed and ergonomics, being able to choose the size that best adapts to you.



### Edesa triple security system

In Edesa we think that security is fundamental so that you breathe tranquillity at home.

The triple security system of all dishwashers will foresee all the errors so that they do not turn into catastrophes.



This system controls the safety in three areas: water control system, overheating and anti-overflow.

With the water control system, and through a solenoid valve, the water flow is closed when the dishwasher is not in operation, ensuring that there will be no unnecessary water losses.

The overheating protection system allows, through a sensor, to ensure that the heating is stopped in case the temperature increases above the safety level.

The last system, the anti-overflow, is a sensor that controls any involuntary leakage of internal water, preventing overflow.




## Third tray, order and much more

The third tray makes the dishwashing process more convenient and efficient.

Cutlery organization: Instead of using the traditional basket, the third tray allows you to place the cutlery in an orderly and separate manner, making it easier to collect it later.

Space saving: The third tray saves space in the dishwasher, since it is not necessary to use the lower basket for cutlery, taking advantage of that space to place more plates or pots.



### For those who can not decide, Edesa makes it easy



All dishwashers in the new Edesa range allow you to use both all-in-one tablets or liquid soap or powder.

The fact that they are programmed to reach the perfect temperature in the initial phase of the washing, allows the use of all-in-on soap pills, and thus facilitates its use.

### Are you looking for a perfect drying? Auto Door opening



The dishwasher range presents an intelligent door opening for its most outstanding model, which consists in an automatically opening once the washing program is finished.

Thanks to this opening system, a faster and more efficient drying is achieved, since all the humidity that has been generated inside goes out to the outside, making the dishes dry with the air.

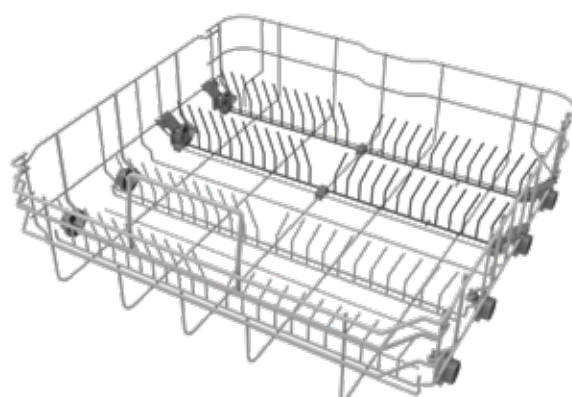
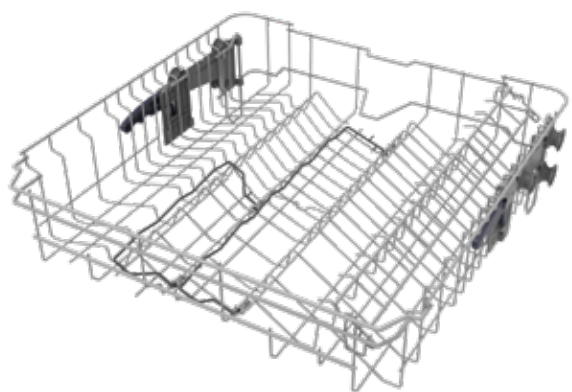
### Push regulation system, details that make a difference

Edesa offers an easier to adjust upper tray.

Thanks to the Push system you can adapt in a much simpler way the perfect height in each wash.

Thus the space is used in a better way, either when you load tall cups in the upper tray or when you wash large pots in the lower tray.





### Interior space: folding trays and lots of space

Kitchen without complexes! Use as many pots and tall glasses as necessary, because you have finally found a dishwasher that suits you.

All Edesa dishwashers incorporate folding supports in the lower tray, which allow placing pots, paella pans or any kitchen utensil, whatever their dimensions are.

And that is not all, because the folding supports of the upper tray allow you to place cups on a second level, and thus increase the washing space.

With Edesa you maximize the space, put a single wash cycle with all the dirty utensils and save on the light and water bill.

### Half load

This function is designed for when you need to wash dishes, but you do not have enough to completely fill the dishwasher.

Activating the half load function, the dishwasher will adjust the amount of water and electricity to achieve the best results by washing in both trays with the minimum consumption.

### Compact Slider, the dispenser that does not fail

The new and improved detergent dispenser system that many of the Edesa dishwashers incorporate has been designed to facilitate washing.

One of its advantages is that the opening is laterally sliding, which helps to always allow the detergent to be released, regardless of whether there are large plates or pots in front.

Another advantage of this dispenser is that being less bulky and occupy less space, the trays inside have larger dimensions, to optimize all the resources of space in the dishwasher.

Finally, its dosing system allows dosing the amount of brightener according to the need of washing to achieve better results in the dishes.



### Special functions



#### Extra drying

Thanks to this function you will leave the plates and cups with an even better finish. It increases the temperature and the duration in the drying phase, which allows an excellent result in all the crockery.



#### Flex Wash

You no longer have to wait to fill the dishwasher. Edesa gives you all the flexibility you need, because thanks to this function you can choose and wash only the load of the lower tray or the load of the upper tray.



#### Total Clean

This function is ideal for stains that are not easy to remove, for pots with abundant dirt or to completely eliminate the last night dinner remains stuck. Eliminate even the driest dirt thanks to the Edesa Total Clean!

## The display shows the remaining time of the washing process

Knowing the remaining time to finish the washing can be fundamental to plan your tasks. The display of the Edesa dishwashers will inform you to the minute.



#### Bottles

For lightly soiled loads such as glasses, glassware and fine china.



#### Self-cleaning

The self-cleaning function helps keep the interior of the appliance clean and free of debris, cleaning the walls, base and filters of the dishwasher.



#### Hygiene

Helps keep your kitchen utensils clean and germ-free.



#### Silence

Lower noise for washing at night or simply staying quiet while washing your dishes.



#### Inverter Motor

Thanks to the "Silence Inverter" system dishwashers are really efficient, achieving an B.

The Inverter motor reduces friction, guaranteeing a longer lifetime.



#### Quick Programs - 30' and 90'

Our dishwashers have an extra quick 30-minute program that saves water and prevents you from having to wait to fill it when there is little dirt.



The Express 90 minutes program allows you to get the best cleaning in the shortest possible time for the days when you can not wait. Thus, you will not miss any piece of your crockery; you can use it again in record time.



#### Deferred programming of up to 24h

Our dishwashers are adapted to your schedule. The deferred programming function allows you to delay its start up to 24 hours. You decide when the washing starts up, so dishes are ready when you need them.



#### Crystal

Our dishwashers are provided with a special program for glasses, which ensure a brighter finish.



#### Automatic Program

You no longer have to worry about choosing the right program. Our dishwashers do it for you.

The innovative Automatic program analyses the existing dirt to automatically adjust the temperature and consumption.



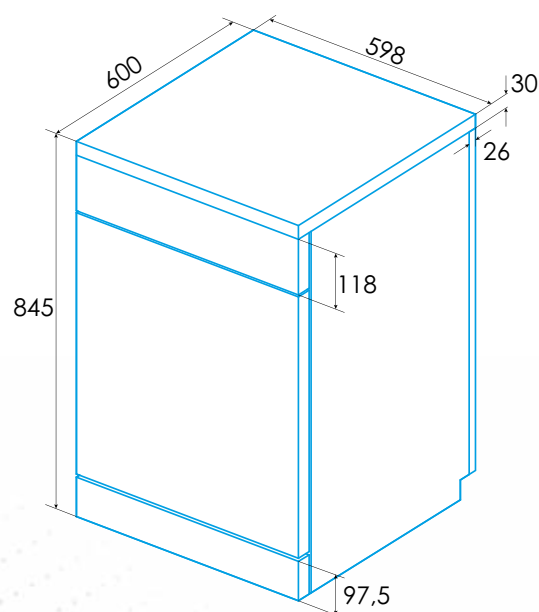


### EDW-6242 X Real Inox

Cod.: 926270299 - EAN: 8422248096676



- » 60 cm, 14 place settings free standing dishwasher
- » Energy Efficiency C
- » 3rd Cutlery rack
- » 9'8 liters of water consumption per cycle
- » 47 dB (A) of acoustic power
- » Triple security system: watercontrol, overheating and anti-overflow
- » 7 programs
- » Special programs: Express 90', Fast 30', Glass, Prewash and Automatic
- » Functions: Delayed programming up to 24 hours, security lock.
- » Special Functions: Total Clean, Flex Wash, Turbo+, pause and extra dry.
- » Door with automatic opening
- » Slider compact detergent dispenser. Suitable for all-in-1 tablets
- » Display with information of: Deferred programming up to 24 hours, remaining time, selected program, salt, rinse aid and selected functions
- » Height adjustable basket easily adjustable by Push system, with folding supports
- » Bottom basket with folding supports
- » Real Inox: door and panel made of authentic stainless steel



\* Removable lid  
\* measurements in mm








### EDW-6230 X Real stainless steel

**NEW**

Cod.: 926270325 - EAN: 8422248351317



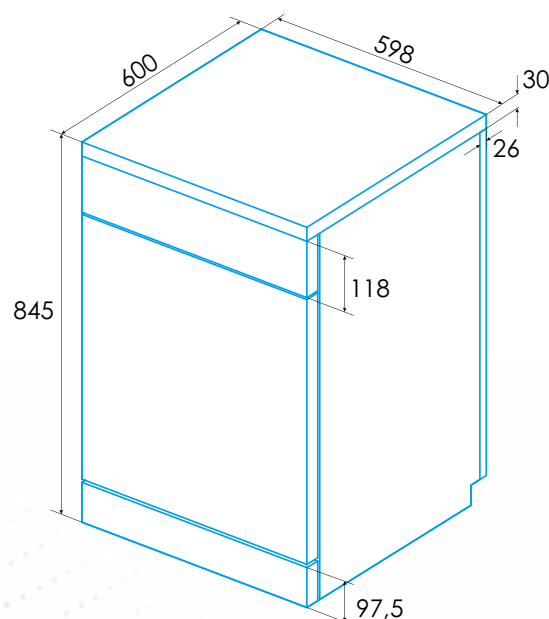
- » 60 cm, 14 place settings free standing dishwasher
- » Energy Efficiency D
- » 11 liters of water consumption per cycle
- » 47 dB (A) of acoustic power
- » Triple security system: watercontrol, overheating and anti-overflow
- » 7 programs
- » Special programs: Express 90', Fast 30', Glass and Prewash
- » Functions: Delayed programming up to 24 hours
- » Automatic opening door
- » Slider compact detergent dispenser
- » Suitable for all-in-1 tablets
- » Display with information of: Deferred programming up to 24 hours, remaining time, selected program, salt and rinse aid
- » Height adjustable basket easily adjustable by Push system, with folding supports
- » Bottom basket with folding supports
- » Real Inox: door and panel made of stainless steel EDW-6230 X



### EDW-6230 WH White

**NEW**

Cod.: 926270326 - EAN: 8422248351324



\* Removable lid  
\* measurements in mm



### EDW-6231 X Real stainless steel

**NEW**

Cod.: 926270323 - EAN: 8422248351294

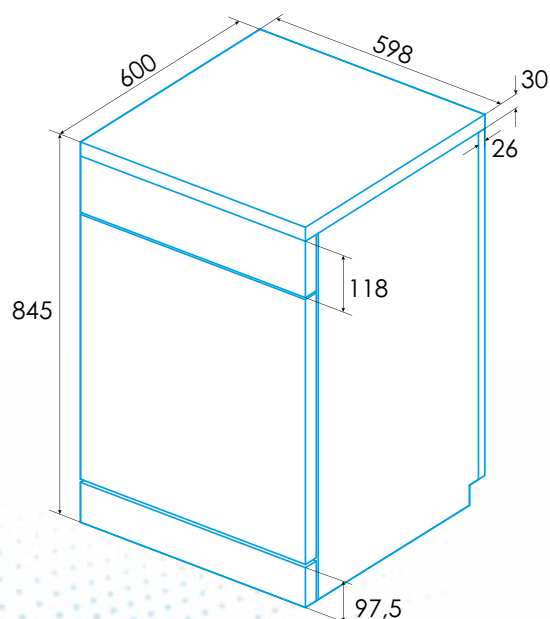
### EDW-6231 WH White

**NEW**

Cod.: 926270324 - EAN: 8422248351300



- » 60 cm, 14 place settings free standing dishwasher
- » 3rd Cutlery rack
- » Energy Efficiency D
- » 11 liters of water consumption per cycle
- » 47 dB (A) of acoustic power
- » Triple security system: watercontrol, overheating and anti-overflow
- » 7 programs
- » Special programs: Express 90', Fast 30', Glass and Prewash
- » Functions: Delayed programming up to 24 hours
- » Automatic opening door
- » Slider compact detergent dispenser
- » Suitable for all-in-1 tablets
- » Display with information of: Deferred programming up to 24 hours, remaining time, selected program, salt and rinse aid
- » Height adjustable basket easily adjustable by Push system, with folding supports
- » Bottom basket with folding supports
- » Real Inox: door and panel made of stainless steel EDW-6231 X



\* Removable lid  
\* measurements in mm



### EDW-6130 X Real stainless steel

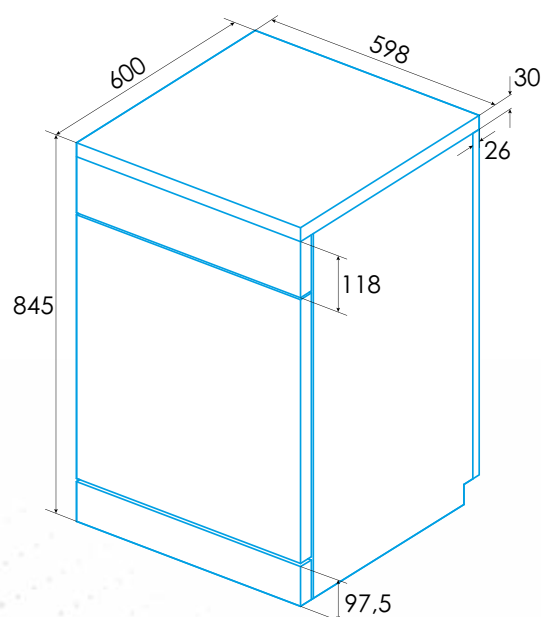
Cod.: 926270306 - EAN: 8422248096744



### EDW-6130 WH White

Cod.: 926270307 - EAN: 8422248096751

- » 60 cm, 13 place settings free standing dishwasher
- » Energy Efficiency E
- » 11 liters of water consumption per cycle
- » 49 dB (A) of acoustic power
- » Triple security system: watercontrol, overheating and anti-overflow
- » 6 programs
- » Special programs: Express 90', Fast 30' and Glass
- » Functions: Deferred programming 3, 6 or 9 hours and security lock
- » Special functions: Media load and pause
- » Compact Slider detergent dispenser
- » Suitable for all-in-1 tablets
- » LED indicators: programs, salt and rinse aid
- » Height adjustable top basket with folding supports
- » Bottom basket with folding supports
- » Real Inox: door and panel made of EDW-6130 X stainless steel



\* Removable lid  
\* measurements in mm

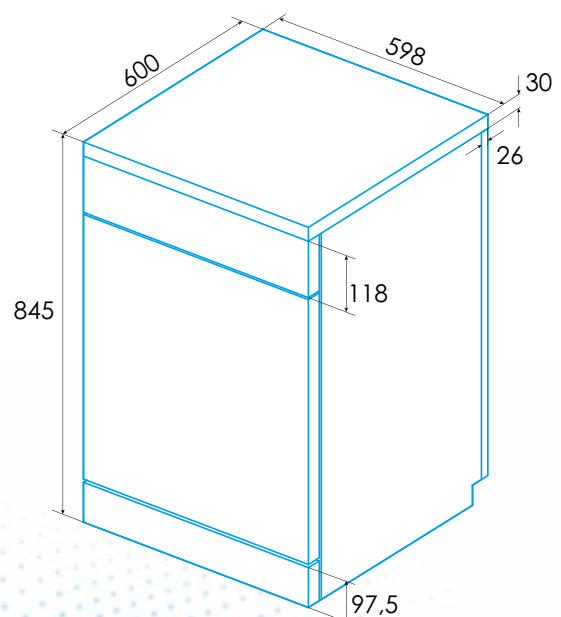


### EDW-6120 WH White

Cod.: 926270308 - EAN: 8422248096768



- » 60 cm, 12 place settings free standing dishwasher
- » Energy Efficiency E
- » 11 liters of water consumption per cycle
- » 52 dB (A) of acoustic power
- » Triple security system: watercontrol, overheating and anti-overflow
- » 4 programs
- » Special programs: Express 90' and Fast 30'
- » Functions: deferred programming 3, 6 or 9 hours and security lock
- » Special Functions: Half load and pause
- » Smart Inox cavity
- » Suitable for all-in-1 tablets
- » LED indicators: programs, salt and rinse aid
- » Height adjustable top basket with folding supports
- » Bottom basket with folding supports



\* Removable lid  
\* measurements in mm



#### EDW-4710 X Real stainless steel

**NEW**

Cod.: 926270327 - EAN: 8422248351331

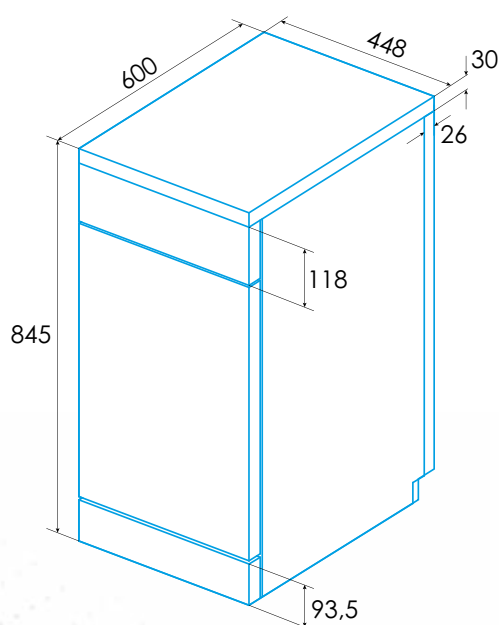
#### EDW-4710 WH White

**NEW**

Cod.: 926270328 - EAN: 8422248351348



- » 45 cm, 10 place settings free standing dishwasher
- » Energy Efficiency D
- » 8 liters of water consumption per cycle
- » 47 dB (A) of acoustic power
- » Triple security system: watercontrol, overheating and anti-overflow
- » 8 programas
- » Special programs: Express 90', Auto, Bottles, Glass and Prewash
- » Functions: deferred programming up to 24 hours and extra drying
- » Special Functions: Flex Wash, pause and extra drying
- » Automatic opening door
- » Compact Slider detergent dispenser
- » Suitable for all-in-1 tablets
- » Display with information of: Deferred programming up to 24 hours, remaining time, selected program, salt and rinse aid
- » Height adjustable basket easily adjustable by Push system, with folding supports
- » Bottom basket with folding supports
- » Real Inox: door and panel made of EDW-4710 X stainless steel



\* Removable lid  
\* measurements in mm



### EDW-4610 X Real Inox

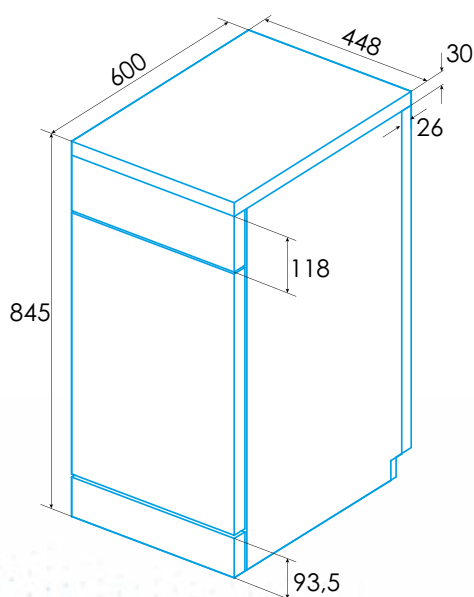
Cod.: 926270304 - EAN: 8422248096720



- » 45 cm, 10 place settings free standing dishwasher
- » Energy Efficiency E
- » 9 liters of water consumption per cycle
- » 49 dB (A) of acoustic power
- » Triple security system: watercontrol, overheating and anti-overflow
- » 6 programs
- » Special programs: Express 90', Fast 30' and Glass
- » Functions: deferred programming 3, 6 or 9 hours and security lock
- » Special Functions: Half load and pause
- » Compact Slider detergent dispenser
- » Suitable for all-in-1 tablets
- » LED indicators: programs, salt and rinse aid
- » Height adjustable top basket with folding supports
- » Bottom basket with folding supports
- » Real Inox: door and panel made of authentic stainless steel

### EDW-4610 WH White

Cod.: 926270305 - EAN: 8422248096737



\* Removable lid  
\* measurements in mm



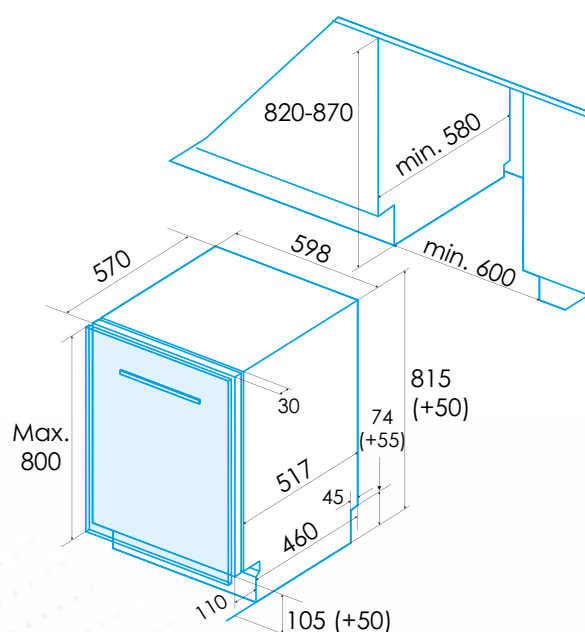
### EDB-6241-I SL

**NEW**

Cod.: 926270329 - EAN: 8422248351355



- » 60 cm, 14 place settings sliding door built in dishwasher
- » 3rd Cutlery rack
- » Energy Efficiency D
- » 10 liters of water consumption per cycle
- » 47 dB (A) of acoustic power
- » Triple security system: watercontrol, overheating and anti-overflow
- » 7 programs
- » Special programs: Auto Hygiene, Silence, Fast 30' and Glass
- » Functions: deferred programming up to 24 hours and extra drying
- » Door with automatic opening. Compact Slider detergent dispenser
- » Special Functions: Total clean, Flex Wash and pause
- » Suitable for all-in-1 tablets
- » "Display with information of: Deferred programming up to 24 hours, remaining time  
LED indicators: selected program, salt and polish "
- » Height adjustable basket easily adjustable by Push system, with folding supports
- » Bottom basket with folding supports
- » Real Inox: panel made of authentic stainless steel



\* measurements in mm



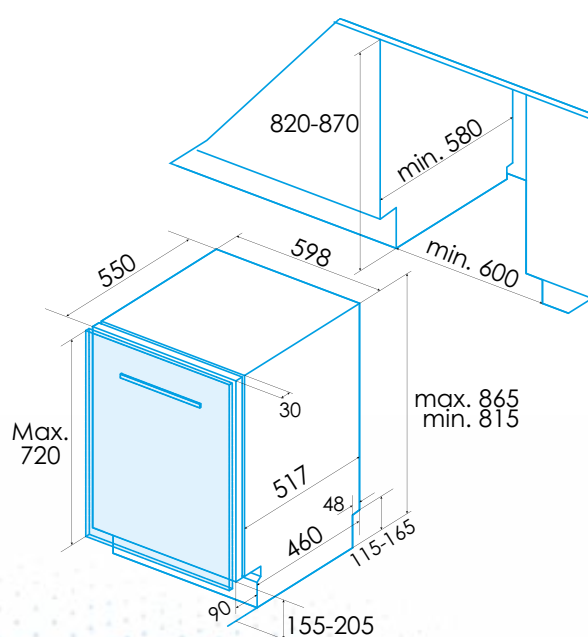


**EDB-6130-I**

**Cod.: 926270312 - EAN: 8422248097260**



- » 60 cm, 13 place settings built in dishwasher
- » Energy Efficiency E
- » 11 liters of water consumption per cycle
- » 49 dB (A) of acoustic power
- » Triple security system: watercontrol, overheating and anti-overflow
- » 5 programs
- » Special programs: Express 90 ' and Fast 30'
- » Functions: delayed programming 3, 6 or 9 hours and extra drying
- » Compact Slider detergent dispenser
- » Suitable for all-in-1 tablets
- » LED indicators: programs, salt and rinse aid
- » Height adjustable top basket with folding supports
- » Bottom basket with folding supports



\* measurements in mm



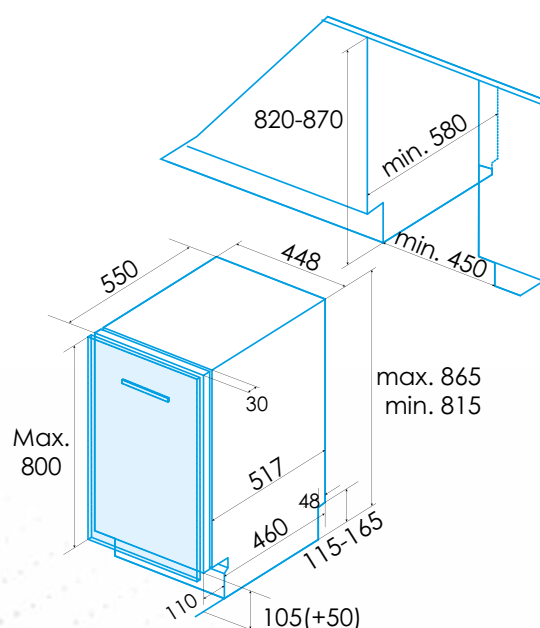
### EDB-4711-I SL

**NEW**

Cod.: 926270330 - EAN: 8422248351362



- » 45 cm, 10 place settings sliding door built in dishwasher
- » 3rd Cutlery rack
- » Energy Efficiency D
- » 8,5 liters of water consumption per cycle
- » 47 dB (A) of acoustic power
- » Triple security system: watercontrol, overheating and anti-overflow
- » 7 programs
- » Special programs: Auto Hygiene, Silence, Fast 30' and Glass
- » Functions: deferred programming up to 24 hours and extra drying
- » Funções especiais: Total clean, Flex Wash e pausa
- » Automatic door opening. Compact Slider detergent dispenser
- » Suitable for all-in-1 tablets
- » "Display with information of: Deferred programming up to 24 hours, remaining time  
LED indicators: selected program, salt and polish "
- » Height adjustable basket easily adjustable by Push system, with folding supports
- » Bottom basket with folding supports



\* measurements in mm

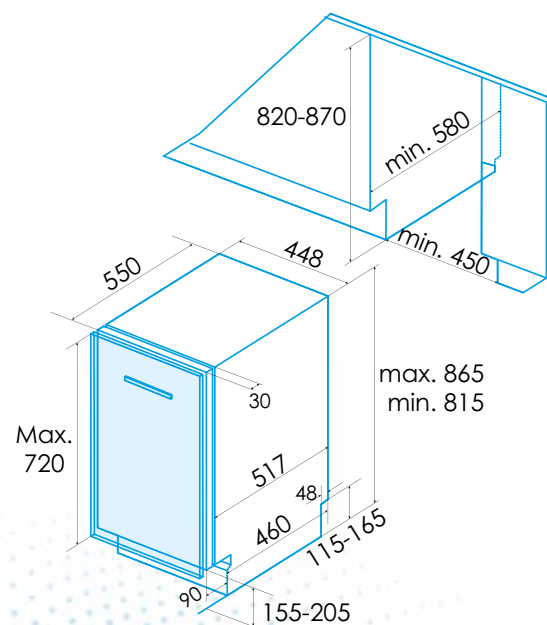


### EDB-4610-I

Cod.: 926270311 - EAN: 8422248096805



- » 45 cm, 10 place settings built in dishwasher
- » Energy Efficiency E
- » 9 liters of water consumption per cycle
- » 49 dB (A) of acoustic power
- » Triple security system: watercontrol, overheating and anti-overflow
- » 5 programs
- » Special programs: Express 90', Fast 30' and Glass
- » Functions: delayed programming 3, 6 or 9 hours and security lock
- » Special Functions: Media load and pause.
- » Compact Slidere detergent dispenser
- » Suitable for all-in-1 tablets
- » LED indicators: programs, salt and rinse aid
- » Height adjustable top basket with folding supports
- » Bottom basket with folding supports



\* measurements in mm

Code	926270299	926270323	926270324	926270325	926270326	926270306
EAN	8422248096676	8422248351294	8422248351300	8422248351317	8422248351324	8422248096744
Model	EDW-6242 X	EDW-6231 X	EDW-6231 WH	EDW-6230 X	EDW-6230 WH	EDW-6130 X
Finish	S. steel	S. steel	White	S. steel	White	S. steel
<b>Product fiche according to EU Regulation 2019/2022 - 2019/2017</b>						
Rated capacity (ps)	14	14	14	14	14	13
Height (cm)	84,5	84,5	84,5	84,5	84,5	84,5
Width (cm)	59,8	59,8	59,8	59,8	59,8	59,8
Depth (cm)	60	60	60	60	60	60
Energy Efficiency Index (EEI)	43,9	49,9	49,9	49,9	49,9	55,9
Energy efficiency class	C	D	D	D	D	E
Cleaning performance index (IC)	1,13	1,12	1,12	1,12	1,12	1,13
Drying performance index (ID)	1,07	1,065	1,065	1,065	1,065	1,07
Energy consumption in kWh [per cycle], based on the ECO programme	0,747	0,849	0,849	0,849	0,849	0,937
Energy consumption in kWh [per 100 cycle], based on the ECO programme	75	85	85	85	85	94
Water consumption in litres [per cycle], based on the ECO programme	9,8	11	11	11	11	11
Duration of the eco programme (Ti) (h:min)	3:18	3:18	3:18	3:18	3:18	3:40
Tipo	Freestanding	Freestanding	Freestanding	Freestanding	Freestanding	Freestanding
Airborne acoustical noise emissions (dB(A))	47	47	47	47	47	49
Airborne acoustical noise emission class	C	C	C	C	C	C
Power consumption in off-mode (Po) (W)	0,49	0,49	0,49	0,49	0,49	0,49
Power consumption in standby mode (Psm) (W)	/	/	/	/	/	/
Delay start (W) (if applicable)	1	1	1	1	1	1
Networked standby (W) (if applicable)	No	No	No	No	No	No
<b>Technical documentation (UE) 2019/2017</b>						
Standard programme energy consumption (SPEC) (kWh/cycle)	0,747	1,7	1,7	1,7	1,7	0,937
Does standby mode include the display of information?	Yes	Yes	Yes	Yes	Yes	Yes
Power consumption in standby mode (Psm)	/	/	/	/	/	/
Power consumption in delay start (Pds) (if applicable) (W)	1	1	1	1	1	1
Duration of the Left-on Mode (Ti) (min) (EP)	15	-	-	-	-	15
<b>Product dimensions</b>						
Height min/max [mm]	845	845	845	845	845	845
Width [mm]	598	598	598	598	598	598
Depth [mm]	600	600	600	600	600	600
Adjustable legs	50	50	50	50	50	50
<b>Cabinet and door dimensions</b>						
Minimum cabinet height [mm]	/	/	/	/	/	/
Minimum cabinet width [mm]	/	/	/	/	/	/
Minimum cabinet depth [mm]	/	/	/	/	/	/
Max door height (built-in models) [mm]	No	No	No	No	No	No
Sliding door	No	No	No	No	No	No
<b>Control panel</b>						
Display / LED	Yes	Yes	Yes	Yes	Yes	No
Salt control pilot light	Yes	Yes	Yes	Yes	Yes	Yes
Rinse aid control pilot light	Yes	Yes	Yes	Yes	Yes	No
Time remaining indicator	Yes	Yes	Yes	Yes	Yes	Yes
Delay for starting operation	24h	24h	24h	24h	24h	3/6/9h
<b>Programs and functions</b>						
Number of programs	7	7	7	7	7	6
Intensive [°C-min]	65 °C / 205 min	65 °C / 210 min	65 °C / 210 min	65 °C / 210 min	65 °C / 210 min	65 °C / 205 min
Normal [°C-min] - Universal	/	55 °C / 180 min	55 °C / 180 min	55 °C / 180 min	55 °C / 180 min	55 °C / 175 min
ECO [°C-min]	50 °C / 198 min	50 °C / 198 min	50 °C / 198 min	50 °C / 198 min	50 °C / 198 min	45 °C / 220 min
Express 90' [°C-min]	60 °C / 90 min	55 °C / 90 min	55 °C / 90 min	55 °C / 90 min	55 °C / 90 min	60 °C / 90 min
Glass [°C-min]	50 °C / 120 min	50 °C / 125 min	50 °C / 125 min	50 °C / 125 min	50 °C / 125 min	50 °C / 120 min
Rapid 30' [°C-min]	45 °C / 30 min	40 °C / 30 min	40 °C / 30 min	40 °C / 30 min	40 °C / 30 min	50 °C / 30 min
Soak [min]	15 min	15 min	15 min	15 min	15 min	/
Automatic [°C-min]	55-65 °C, 90-180 min	/	/	/	/	/
Start / Pause function	Yes	Yes	Yes	Yes	Yes	Yes
Half load function	Yes	Yes	Yes	Yes	Yes	Yes
Extra drying function	Yes	Yes	Yes	Yes	Yes	No
Flex wash function (Alternative wash function)	Yes	Yes	Yes	Yes	Yes	No
Total Clean function (Strong wash function)	Yes	No	No	No	No	No
<b>Equipment</b>						
Upper basket with height regulation	Yes	Yes	Yes	Yes	Yes	Yes
Upper basket foldable support for cups	Yes	Yes	Yes	Yes	Yes	Yes
Upper/Lower basket foldable supports	Yes	Yes	Yes	Yes	Yes	Yes
Type of dispenser	Compact Sliding	Compact Sliding	Compact Sliding	Compact Sliding	Compact Sliding	Compact Sliding
Slide&Go tray	-	-	-	-	-	-
Third tray	Yes	Yes	Yes	-	-	-
<b>Additional specifications</b>						
Motor	Inverter	Standard	Standard	Standard	Standard	Standard
Automatic door open	Yes	No	No	No	No	No
Enabled for all in one detergent	Yes	Yes	Yes	Yes	Yes	Yes
Type of cavity	S. steel	S. steel	S. steel	S. steel	S. steel	S. steel
<b>Safety</b>						
Child lock	Yes	No	No	No	No	Yes
Triple security system	Yes	Yes	Yes	Yes	Yes	Yes
<b>Power and water connection</b>						
Voltage range [V]	220-240	220-240	220-240	220-240	220-240	220-240
Frequency [Hz]	50	50	50	50	50	50
Rated power [W]	1760-2100	1760-2100	1760-2100	1760-2100	1760-2100	1760-2100
Rated current [A]	8-8,75	8-8,75	8-8,75	8-8,75	8-8,75	8-8,75
Type of plug	Schuko	Schuko	Schuko	Schuko	Schuko	Schuko
Power cord length [mm]	1500	1500	1500	1500	1500	1500
Inlet water hose length [mm]	1500	1500	1500	1500	1500	1500
Drain water hose length [mm]	1400	1400	1400	1400	1400	1400

(1) A + + + (highest efficiency) to G (lowest efficiency). (2) Energy consumption based on 280 standard cleaning cycles using cold water fill and the consumption of the low power modes. Actual energy consumption will depend on how the appliance is used. (3) Water consumption based on 280 standard cleaning cycles. Actual water consumption will depend on how the appliance is used. (4) A (highest efficiency) to G (lowest efficiency). (5) This program is suitable for cleaning soiled normally soiled tableware and that it is the most efficient programme in terms of its combined energy and water consumption for that type of tableware.

926270307 8422248096751 EDW-6130 WH White	926270308 8422248096768 EDW-6120 WH White	926270327 8422248351331 EDW-4710 X S. steel	926270328 8422248351348 EDW-4710 WH White	926270304 8422248096720 EDW-4610 X S. steel	926270305 8422248096737 EDW-4610 WH White	926270329 8422248351355 EDB-6241-I SL Built-in	926270312 8422248097260 EDB-6130-I Built-in	926270330 8422248351362 EDB-4711-I SL Built-in	926270311 8422248096805 EDB-4610-I Built-in
13	12	10	10	10	10	14	13	10	10
84,5	84,5	84,5	84,5	84,5	84,5	81,5	81,5	81,5	81,5
59,8	59,8	44,8	44,8	44,8	44,8	59,8	59,8	44,8	44,8
60	60	60	60	60	60	55	55	55	55
55,9	55,9	49,9	49,9	55,9	55,9	49,9	49,9	49,9	55,9
E	E	D	D	E	E	D	D	D	E
1,13	1,13	1,125	1,125	1,13	1,13	1,125	1,13	1,125	1,13
1,07	1,07	1,065	1,065	1,07	1,07	1,065	1,07	1,065	1,07
0,937	0,923	0,674	0,674	0,755	0,755	0,849	0,937	0,674	0,755
94	92	68	68	76	76	85	94	68	76
11	11	8	8	9	9	10	11	8,5	9
3:40	3:50	3:18	3:18	3:55	3:55	3:18	3:18	3:18	3:56
Freestanding	Freestanding	Freestanding	Freestanding	Freestanding	Freestanding	Fully build in	Fully build in	Fully build in	Fully build in
49	52	47	47	49	49	47	49	47	49
C	D	C	C	C	C	C	C	C	C
0,49	0,49	0,49	0,49	0,49	0,49	0,49	0,49	0,49	0,49
/	/	/	/	/	/	/	/	/	/
1	1	1	1	1	1	1	1	1	1
No	No	No	No	No	No	No	No	No	No
0,937	0,923	1,35	1,35	0,755	0,755	1,7	0,937	1,35	0,755
Yes	Yes	Yes	Yes	Yes	Yes	Yes	Yes	Yes	Yes
/	/	/	/	/	/	/	/	/	/
1	1	1	1	1	1	1	1	1	1
15	15	/	/	15	15	/	/	/	15
845	845	845	845	845	845	815	815	815	815
598	598	448	448	448	448	598	598	448	448
600	600	600	600	600	600	580	580	580	580
50	50	50	50	50	50	50	50	50	50
/	/	/	/	/	/	820	820	820	820
/	/	/	/	/	/	600	600	450	450
/	/	/	/	/	/	580	580	580	580
No	No	No	No	No	No	800	720	800	720
No	No	No	No	No	No	Yes	No	Yes	No
No	No	Yes	Yes	No	No	Yes	No	Yes	No
Yes	Yes	Yes	Yes	Yes	Yes	Yes	Yes	Yes	Yes
No	No	Yes	Yes	No	No	Yes	No	Yes	No
Yes	Yes	Yes	Yes	Yes	Yes	Yes	Yes	Yes	Yes
3/6/9h	3/6/9h	24h	24h	3/6/9h	3/6/9h	24h	24h	24h	24h
6	4	8	8	6	6	7	5	7	5
65 °C / 205 min	65 °C / 205 min	65 °C / 205 min	65 °C / 205 min	65 °C / 205 min	65 °C / 205 min	/	/	/	65 °C / 205 min
55 °C / 175 min	/	55 °C / 175 min	55 °C / 175 min	55 °C / 175 min	55 °C / 175 min	/	/	/	55 °C / 175 min
45 °C / 220 min	45 °C / 230 min	50 °C / 198 min	50 °C / 198 min	45 °C / 235 min	45 °C / 235 min	50 °C / 198 min	50 °C / 198 min	50 °C / 198 min	45 °C / 235 min
60 °C / 90 min	60 °C / 90 min	55 °C / 90 min	55 °C / 90 min	65 °C / 90 min	65 °C / 90 min	/	60 °C / 90 min	60 °C / 90 min	60 °C / 90 min
50 °C / 120 min	/	50 °C / 120 min	50 °C / 120 min	50 °C / 120 min	50 °C / 120 min	50 °C / 120 min	50 °C / 120 min	50 °C / 120 min	/
50°C / 30 min	50°C / 30 min	35°C / 20 min	35°C / 20 min	50°C / 30 min	50°C / 30 min	50°C / 30 min	50°C / 30 min	50°C / 30 min	50°C / 30 min
/	/	15 min	15 min	/	/	/	/	/	/
/	/	55-65 °C / 150 min	55-65 °C / 150 min	/	/	55-65 °C / 150 min	55-65 °C / 150 min	55-65 °C / 150 min	/
Yes	Yes	Yes	Yes	Yes	Yes	Yes	Yes	Yes	Yes
Yes	Yes	Yes	Yes	Yes	Yes	Yes	Yes	Yes	Yes
No	No	Yes	Yes	No	No	No	Yes	No	Yes
No	No	Yes	Yes	No	No	Yes	No	Yes	No
No	No	Yes	Yes	No	No	No	No	No	No
Yes	Yes	Yes	Yes	Yes	Yes	Yes	Yes	Yes	Yes
Yes	Yes	Yes	Yes	Yes	Yes	Yes	Yes	Yes	Yes
Yes	Yes	Yes	Yes	Yes	Yes	Yes	Yes	Yes	Yes
Compact Sliding	Flip	Compact Sliding	Compact Sliding	Compact Sliding	Compact Sliding	Compact Sliding	Compact Sliding	Compact Sliding	Compact Sliding
-	-	-	-	-	-	No	No	No	-
-	-	-	-	-	-	Yes	-	Yes	-
Standard	Standard	Standard	Standard	Standard	Standard	Standard	Standard	Standard	Standard
No	No	Yes	Yes	No	No	No	No	No	No
Yes	Yes	Yes	Yes	Yes	Yes	Yes	Yes	Yes	Yes
S. steel	Plastic	S. steel	S. steel	S. steel	S. steel	S. steel	S. steel	S. steel	S. steel
Yes	Yes	No	No	Yes	Yes	No	No	No	Yes
Yes	Yes	Yes	Yes	Yes	Yes	Yes	Yes	Yes	Yes
220-240	220-240	220-240	220-240	220-240	220-240	220-240	220-240	220-240	220-240
50	50	50	50	50	50	50	50	50	50
1760-2100	1760-2100	1760-2100	1760-2100	1760-2100	1760-2100	1760-2100	1760-2100	1760-2100	1760-2100
8-8.75	8-8.75	8-8.75	8-8.75	8-8.75	8-8.75	8-8.75	8-8.75	8-8.75	8-8.75
Schuko	Schuko	Schuko	Schuko	Schuko	Schuko	Schuko	Schuko	Schuko	Schuko
1500	1500	1500	1500	1500	1500	1500	1500	1500	1500
1500	1500	1500	1500	1500	1500	1500	1500	1500	1500
1400	1400	1400	1400	1400	1400	1400	1400	1400	1400

### WASHING MACHINE

**EWF-10500 WH** P. 192  
Cod.: 925270552 EAN: 8422248344395



- » 1 to 10 kilos capacity
- » 1.400 rpm maximum spin speed
- » Energy class A
- » Inverter motor with high energy efficiency
- » 15 washing programmes

**EWF-8401 WH** P. 193  
Cod.: 925270553 EAN: 8422248344401



- » 1 to 8 kilos capacity
- » 1.400 rpm maximum spin speed
- » Energy class B
- » Inverter motor with high energy efficiency
- » 16 washing programmes

**EWF-8400 WH** P. 194  
Cod.: 925270554 EAN: 8422248344418



- » 1 to 8 kilos capacity
- » 1.400 rpm maximum spin speed
- » Energy class E
- » 23 washing programmes

**EWF-7400 X** P. 195  
Cod.: 925270555 EAN: 8422248344425



- » 1 to 7 kilos capacity
- » Stainless Steel finished
- » 1.400 rpm maximum spin speed
- » Energy class B
- » Inverter motor with high energy efficiency
- » 16 washing programmes

### WASHING MACHINE

**EWF-7200 WH** P. 196  
Cod.: 925270556 EAN: 8422248344432



- » 1 to 7 kilos capacity
- » 1.200 rpm maximum spin speed
- » Energy class D
- » 23 washing programmes

**EWF-6000 WH** P. 197  
Cod.: 925270557 EAN: 8422248344449



- » 1 to 6 kilos capacity
- » 1.000 rpm maximum spin speed
- » Energy class D
- » Stop/Go Function
- » 23 washing programmes

### BUILT IN WASHER

**EWF-9400 I** P. 198  
Cod.: 925270559 EAN: 8422248344463



- » 1 to 9 kilos capacity
- » 1.400 rpm maximum spin speed
- » Energy class A
- » Inverter motor with high energy efficiency
- » 16 washing programmes

### BUILT IN WASHER-DRYER

**EWS-8400 I** P. 199  
Cod.: 925270558 EAN: 8422248344456



- » 1 to 8 kilos washing capacity and 1 to 6 kilos drying capacity
- » 1.400 rpm maximum spin speed
- » Energy class B/E
- » Inverter motor with high energy efficiency
- » 16 washing programmes

### DRYER

**ESC-8161 WH** P. 200  
Cod.: 936270487 EAN: 8422248344470



- » 1 to 8 kg dryer capacity
- » Energy efficiency class: B
- » Condensation dryer system
- » Variable consumption depending on load
- » Reversing system: alternate drum rotation for uniform drying
- » Number of programmes: 16





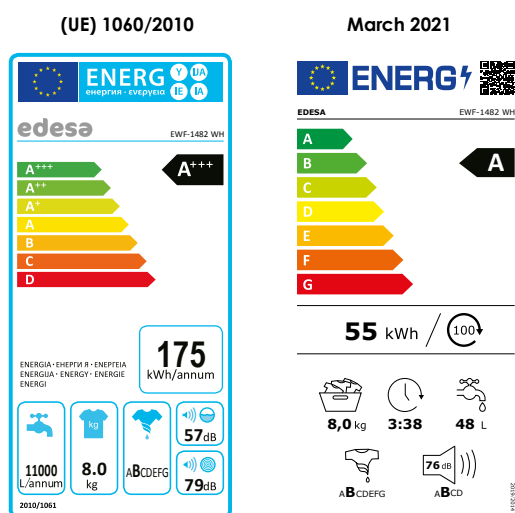


### The most complete range

Since we were not sure which one you would choose, in Edesa we offer you the most complete range. Free installation washing machines from 6 kg, for those who do not get dirty a lot, up to 10 kg, for large families. All of them adapting to your liking, with larger displays or Led indicators, with different settings and above all, looking for the most energy efficient, thanks to among others the Silence Inverter technology.

Large format dryer, to dry up to 8 kg, which adapts to your needs with its 16 drying programs. From fast programs (30, 45 and 60 minutes), to specific programs for delicate or baby's clothes. In addition, you can use the deferred programming function for up to 12 hours.

In addition to front-loading washing machines, we also adapt to your needs with integration models, both 8 kg washing machines and 8 kg washing/drying machines (8 kg washing and 6 kg drying).




Reducing greenhouse gas emissions is part of our global commitment, which is why we are working on reducing the energy consumption of our washing machines to reach again the maximum energy classification according to the recent delegated regulation (EU) 2019/2023. So that you and your family can enjoy a cleaner world, the values have been rescaled, with classes A+++, A++ and A+ disappearing, starting from class A. This does not mean that now your washing machine consumes more than before, but that the scale has changed.

With your new Edesa class A washing machine, you will have significant energy and economic savings on your electricity bill, as well as a lower environmental impact.

With the inverter motors you will have triple tranquility; you will notice a lower consumption of electricity in your bill, less noise and the guarantee of 10 years in its motor.

### Variable consumption

Our washing machines consume the required water and energy in accordance to the quantity of clothes being laundered. Starting up the washing machine, whatever the clothes you have, won't be a waste anymore, since they only consume based on the load.



### A large hatch, suitable for duvets and blankets

In Edesa we value ergonomics and handling. Life is moving so fast and, with it, we grow ourselves, our homes and our laundry.

Forget the uncomfortable and small hatches of old washing machines and try Edesa. The loading and unloading of duvets, blankets, sheets or towels has never been so easy, thanks to the dimensions of its hatch up to 33 cm.

### Silence Inverter

Thanks to the "Silence Inverter" system washing machines are really efficient, achieving an A.

The Inverter motor reduces friction, guaranteeing a longer lifetime to our washing machine.

In this way we get a more stable washing machine, with less movement when spinning, and silence.



\* measurements in mm

### Deferred programming function up to 24h



Washing machines and dryers which adapt to our schedule and lifestyle. The deferred programming function allows you to delay its start up to 24 hours.

You decide when the washing starts up, so laundry will be ready when you get home.



### Remaining time or washing phase indicators

To better schedule your time, Edesa washing machines show the remaining washing time on its display; thus, forgetting about the laundry.



And if you are looking for simplicity, some are provided with a LED indicator which show at what washing phase it is.

### “Easy-to-use” design

The new aesthetics of the washing machine's control panels exceed the standards of the market.

To the comfort and simplicity of its panel and the easy-to-use metallic programmer control, we add the renewed pictograms and the cheerful blue Edesa to improve the appearance of the appliance we coexist with.

### Special programs

Do you want to take care of your favorite sport clothes? With Edesa we offer the “Sport” program, ideal for technical clothing.

Do you want the silk shirts and blouses, wool sweaters and your baby's most delicate clothes to be as beautiful as the first day? With the “Delicate”, “Wool” and “Baby clothes” programs, forget your worries.

Are you looking to save on electricity and water bills without losing the quality of the laundry? We have the best energy efficiencies in the market.



Steam washing: Save time and effort in ironing thanks to the reduction of wrinkles with steam washing. In addition, steam removes stubborn stains, bacteria, germs and odors without the need for harsh detergents that are harmful to your clothes and your skin,

Efficient Consumption: Despite being an additional function, steam washing consumes 35% less water and 20% less energy compared to traditional cycles.



Fast programs designed for people with little time, who need to wash clothes for daily use. In just 30, 45 or 60 minutes your clothes will get ready, and you would have optimized time, water and energy.

And if you are one of those who do not resign yourselves and prefer making your own rules, Edesa offers the programmable function, so you choose your ideal launder with “My program”.



We want your Edesa washing machine to work as well as it did the first day. Thanks to the Hygiene Pro function, you can prevent build-ups of limescale, dirt from previous washes, detergent and even the appearance of mould. Using this programme, you'll get rid of the bad smells caused by use, while you'll also improve washing efficiency without the need for any chemical products.



Recharge: The reload function allows you to add additional laundry after the wash cycle has started. This is a very useful feature if you have forgotten to add a garment or need to wash something urgently.



Washing Machine Cleaning Program: Regular washing machine cleaning prevents the formation of mildew and unpleasant odors, ensuring a more effective cleaning of the laundry.

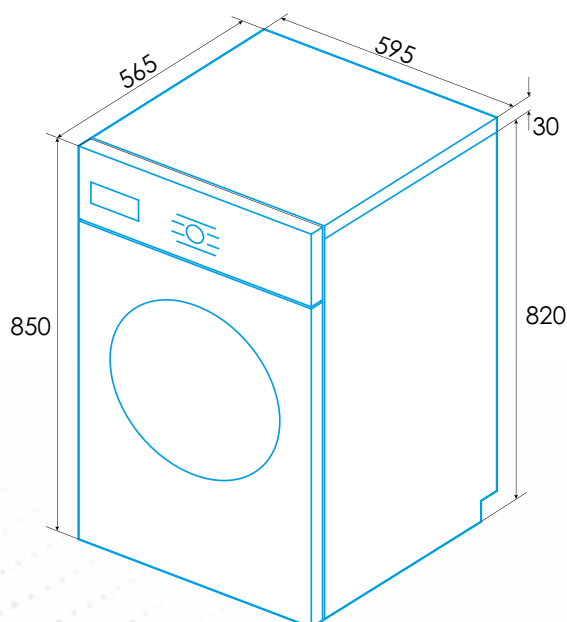


#### EWF-10500 WH White

Cod.: 925270552 - EAN: 8422248344395



- » Front loading washing machine
- » 1 to 10 kilos capacity
- » 1.400 rpm maximum spin speed
- » Energy class A
- » Inverter motor with high energy efficiency
- » Childproof safety lock and door-lock
- » 15 washing programmes
- » Hygiene Pro Special function
- » Reload function
- » Steam Prewash
- » Independent temperature and spin speed selectors
- » Led technology display: program delay up to 24 hours, duration and remaining washing time
- » Special programs: Fast 15, 45 and 60 min, mixed, baby-clothes, sport and customized programme
- » Function selector: program delay up to 24 hours, prewash and extra rinse



\* measurements in mm

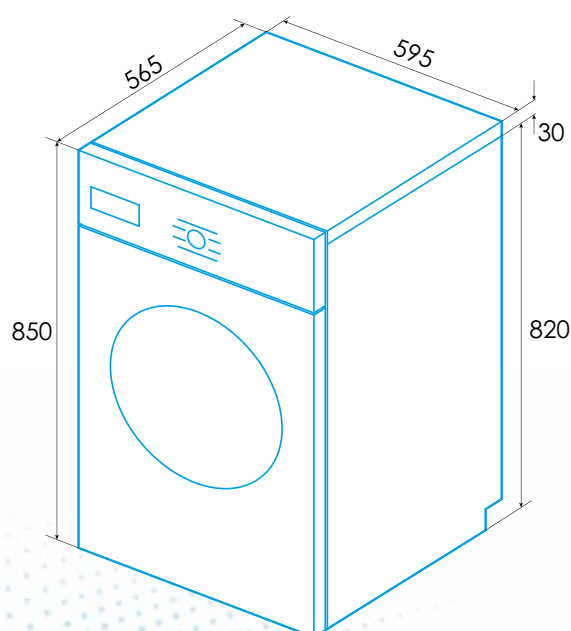


#### EWF-8401 WH White

Cod.: 925270553 - EAN: 8422248344401



- » Front loading washing machine
- » 1 to 8 kilos capacity
- » 1.400 rpm maximum spin speed
- » Energy class B
- » Inverter motor with high energy efficiency
- » Childproof safety lock and door-lock
- » 16 washing programmes
- » Independent temperature and spin speed selectors
- » Led technology display: program delay up to 24 hours, duration and remaining washing time
- » Special programs: Fast 15, 45 and 60 min, mixed, baby-clothes, sport and customized programme
- » Function selector: program delay up to 24 hours, prewash and extra rinse



\* measurements in mm

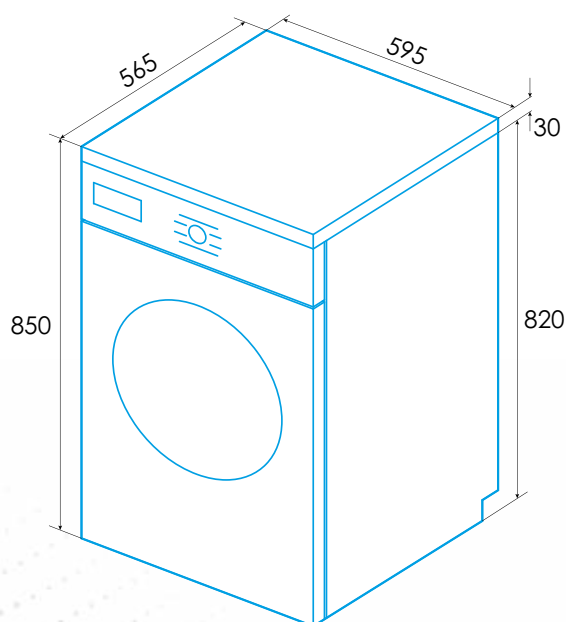


#### EWF-8400 WH White

Cod.: 925270554 - EAN: 8422248344418



- » Front loading washing machine
- » 1 to 8 kilos capacity
- » 1.400 rpm maximum spin speed
- » Energy class E
- » Childproof safety lock and door-lock
- » Removable cover, for installation under a kitchen worktop
- » 23 washing programmes
- » Extra program to clean the washing machine
- » Spin speed selector in programing knob
- » Led technology display: program delay up to 24 hours, duration and remaining washing time
- » Special programs: Fast 15, 45 and 60 min, mixed and delicated programs
- » Function selector: program delay up to 24 hours and extra rinse

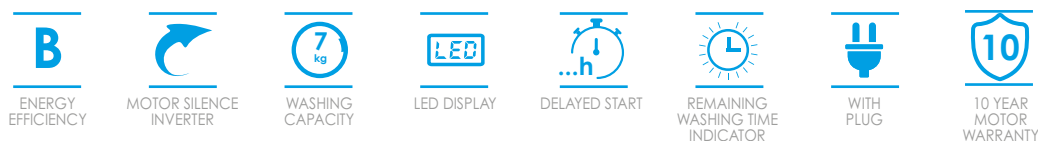


\* measurements in mm

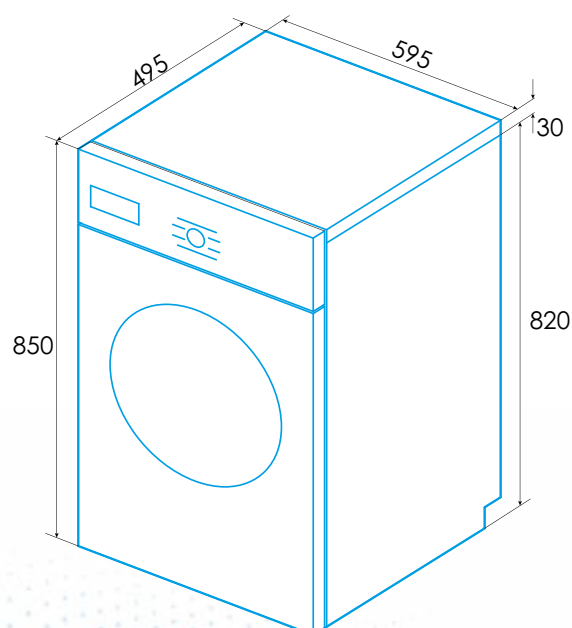


#### EWF-7400 X Real Inox

Cod.: 925270555 - EAN: 8422248344425



- » Front loading washing machine
- » 1 to 7 kilos capacity
- » Stainless Steel finished
- » 1.400 rpm maximum spin speed
- » Energy class B
- » Inverter motor with high energy efficiency
- » Childproof safety lock and door-lock
- » 16 washing programmes
- » Stop/Go Function
- » Temperature selector in programming knob
- » Led technology display: program delay up to 24 hours, duration and remaining washing time
- » Special programs: Fast 15, 30 and 45 min, mixed and delicate programs
- » Function selector: program delay up to 24 hours and extra rinse



\* measurements in mm

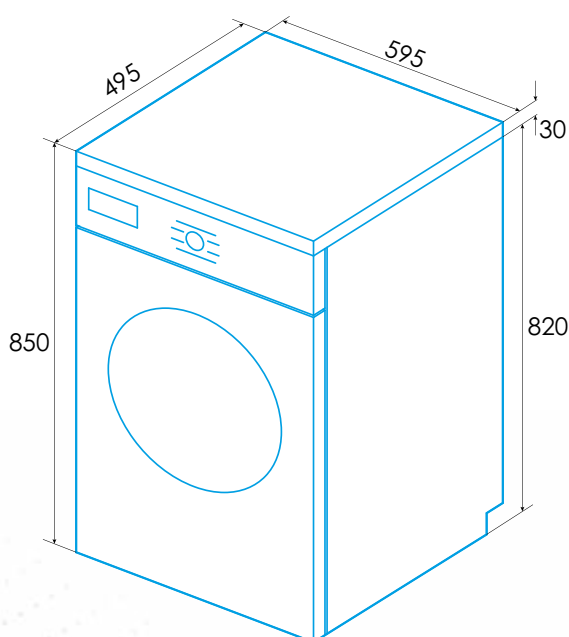


#### EWF-7200 WH White

Cod.: 925270556 - EAN: 8422248344432



- » Front loading washing machine
- » 1 to 7 kilos capacity
- » 1.200 rpm maximum spin speed
- » Energy class D
- » Childproof safety lock and door-lock
- » Removable cover, for installation under a kitchen worktop
- » 23 washing programmes
- » Extra program to clean the washing machine
- » Spin speed selector in programing knob
- » Led technology display: program delay up to 24 hours, duration and remaing washing time
- » Special programs: Fast 15, 30 and 45 min, mixed and delicated programs
- » Function selector: program delay up to 24 hours and extra rinse
- »



\* measurements in mm



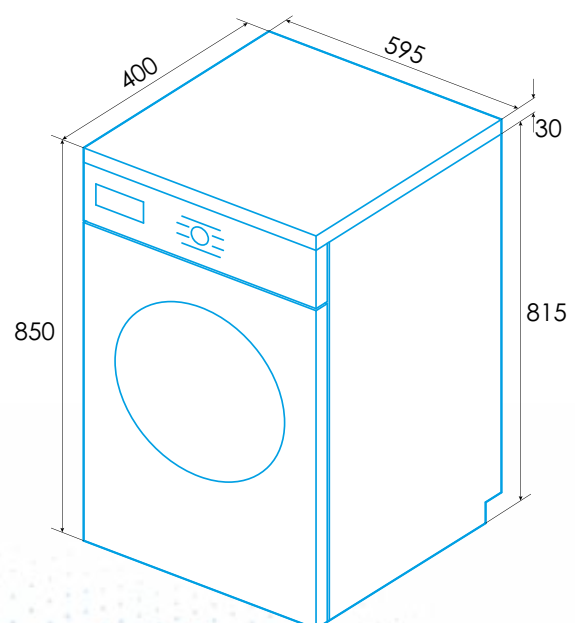


#### EWF-6000 WH White

Cod.: 925270557 - EAN: 8422248344449



- » Front loading washing machine
- » 1 to 6 kilos capacity
- » 1.000 rpm maximum spin speed
- » Energy class D
- » Childproof safety lock and door-lock
- » Stop/Go Function
- » Removable cover, for installation under a kitchen worktop
- » 23 washing programmes
- » Extra program to clean the washing machine
- » Extra pre-steam wash program
- » Special programs: Fast 15, 30 and 45 min, mixed and delicated programs
- » Function selector: program delay up to 3/6/9 hours and extra rinse
- »

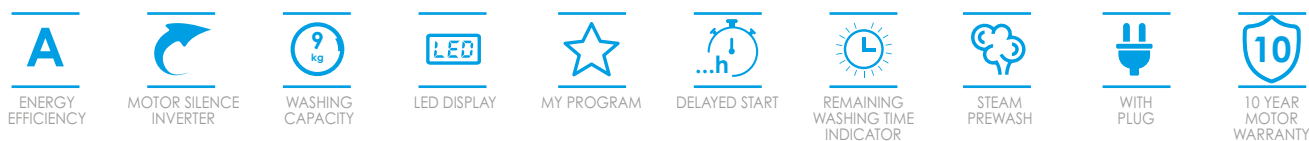


\* measurements in mm

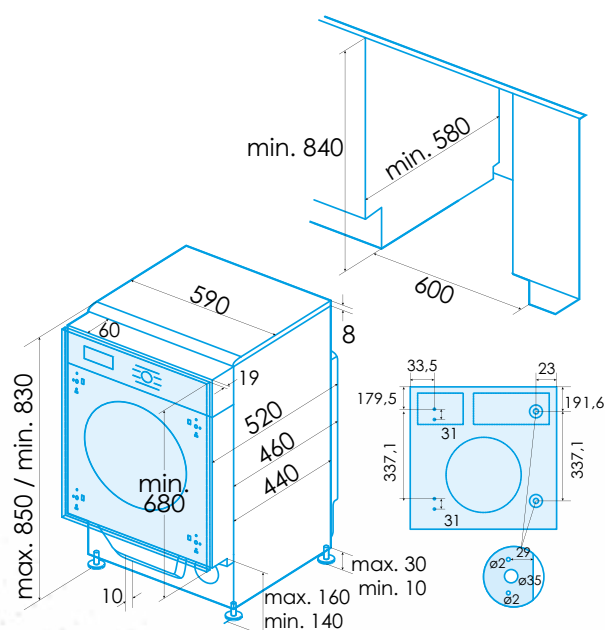


#### EWF-9400-I

Cod.: 925270559 - EAN: 8422248344463



- » Front loading washing machine
- » 1 to 9 kilos capacity
- » 1.400 rpm maximum spin speed
- » Energy class A
- » Inverter motor with high energy efficiency
- » Childproof safety lock and door-lock
- » 16 washing programmes
- » Prelavado con vapor
- » Independent temperature and spin speed selector
- » Led technology display: program delay up to 24 hours, duration and remaining washing time
- » Special programs: Fast 15 min, mixed, baby-clothes, sport and customized programme
- » Function selector: program delay up to 24 hours and extra rinse



\* measurements in mm

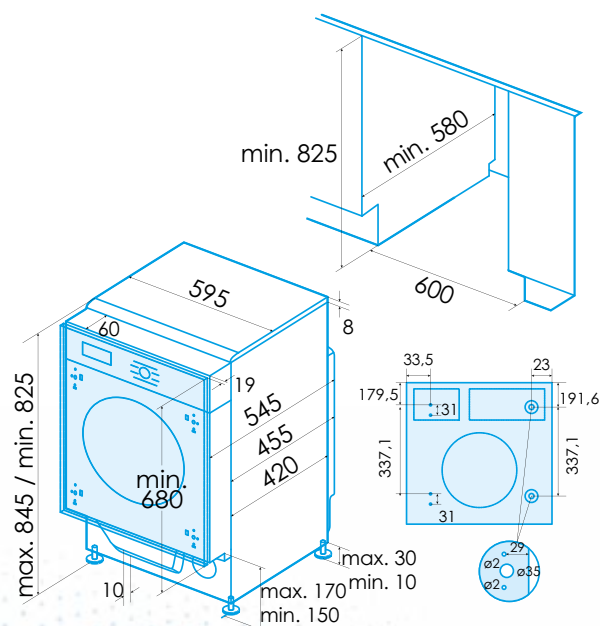


#### EWS-8400-I

Cod.: 925270558 - EAN: 8422248344456



- » 1 to 8 kilos washing capacity.
- » 1 to 6 kilos drying capacity
- » 1.400 rpm maximum spin speed
- » Energy class B/E
- » Inverter motor with high energy efficiency
- » Self adjusting consumption level to load
- » Childproof safety lock and door-lock
- » 16 washing programmes
- » Independent temperature and spin speed selector
- » Led technology display: program delay up to 24 hours, duration and remaining washing time
- » Special programs: wash-dry 60 min, mixed, baby-clothes, jeans, sport and customized programme
- » Function selector: program delay up to 24 hours and dry degree selector



\* measurements in mm

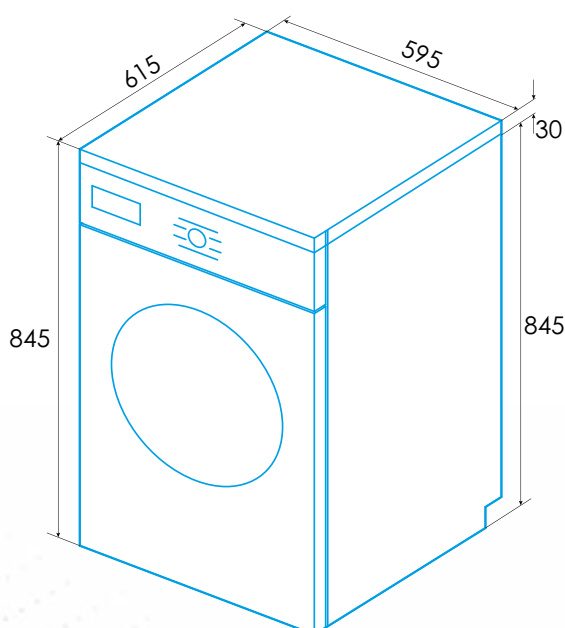


#### ESC-8161 WH White

Cod.: 936270487 - EAN: 8422248344470



- » Free standing front loading dryer
- » 1 to 8 kg dryer capacity
- » Energy efficiency class: B
- » Condensation dryer system
- » Variable consumption depending on load
- » Reversing system: alternate drum rotation for uniform drying
- » Removable cover, for installation under a kitchen worktop
- » Number of programmes: 16
- » Special programmes: rapid (45'), vapour (30' and 60'), venting, delicate and baby-care
- » Delay programming for 3, 6, 9 or 12 hours
- » End of cycle indicator
- » 180° door opening



\* measurements in mm





Code	925270552	925270553	925270554	925270555	925270556	925270557
EAN	8422248344395	8422248344401	8422248344418	8422248344425	8422248344432	8422248344449
Model	EWf-10500 WH	EWf-8401 WH	EWf-8400 WH	EWf-7400 X	EWf-7200 WH	EWf-6000 WH
Finish	White	White	White	Stainless Steel	White	White
<b>Product fiche according to EU Regulation 2019/2023</b>						
Rated capacity (kg)	10	8	8	7	7	6
Height (cm)	85	85	85	85	85	85
Width (cm)	60	60	60	60	60	60
Depth (cm)	57	57	50	50	50	40
Energy Efficiency Index (EEI)	60	60	91	59,9	91	91
Energy efficiency class	A	B	E	B	D	D
Cleaning performance index	1,04	1,04	1,04	1,04	1,04	1,04
Rinsing effectiveness (g/kg)	5	5	5	5	5	5
Energy consumption in kWh [per cycle], based on the ECO programme	0,593	0,545	0,827	0,516	0,748	0,737
Water consumption in litres [per cycle], based on the ECO programme	52	48	48	45	45	43
Maximum temperature inside the treated textile (°C) - Rated Capacity	38	34	38	36	39	41
Maximum temperature inside the treated textile (°C) - Half Capacity	38	29	33	34	35	33
Maximum temperature inside the treated textile (°C) - Quarter Capacity	23	21	25	21	24	20
Remaining moisture content (%) - Rated capacity	53	53	53	53	53	62
Remaining moisture content (%) - Half capacity	53	53	53	53	53	62
Remaining moisture content (%) - Quarter capacity	53	53	53	53	53	62
Spin speed (rpm) - Rated capacity	1400	1400	1400	1400	1200	1000
Spin speed (rpm) - Half capacity	1400	1400	1400	1400	1200	1000
Spin speed (rpm) - Quarter capacity	1400	1400	1400	1400	1200	1000
Spin-drying efficiency class	B	B	B	B	B	C
Programme duration (h:min) - Rated capacity	3:59	3 : 38	3 : 38	3 : 28	3 : 28	3 : 18
Programme duration (h:min) - Half capacity	3:00	2 : 48	2 : 48	2 : 42	2 : 42	2 : 36
Programme duration (h:min) - Quarter capacity	3:00	2 : 48	2 : 48	2 : 42	2 : 42	2 : 36
Type	Free standing	Free standing	Free standing	Free standing	Free standing	Free standing
Airborne acoustical noise emissions in the spinning phase (dBA)	72	76	80	76	80	80
Airborne acoustical noise emission class (spinning phase)	A	B	C	B	C	C
Off-mode (W)	0,50	0,50	0,50	0,50	0,50	0,50
Standby mode (W)	-	-	1	-	1	1
Delay start (W)	4	4	4	4	4	4
<b>Product dimensions</b>						
Height min/max [mm]	850	850	850	850	850	850
Width [mm]	595	595	595	595	595	595
Depth [mm]	565	565	565	495	495	400
Adjustable legs	Yes	Yes	Yes	Yes	Yes	Yes
<b>Cabinet and door dimensions</b>						
Minimum cabinet height [mm]						
Minimum cabinet width [mm]						
Minimum cabinet depth [mm]						
<b>General features</b>						
Loading type	Front	Front	Front	Front	Front	Front
Motor type	Silence Inverter	Silence Inverter	Standard	Silence Inverter	Standard	Standard
Hatch door diameter [cm]	33	31	28,80	31,00	28,80	28,80
Drum type	Stainless Steel	Stainless Steel	Stainless Steel	Stainless Steel	Stainless Steel	Stainless Steel
Filter system	Accessible	Accessible	Accessible	Accessible	Accessible	Accessible
Foam reduction system	Accessible	Accessible	Accessible	Accessible	Accessible	Accessible
Load self adjustment	Yes	Yes	Yes	Yes	Yes	Yes
<b>Control</b>						
Control type	LED Digital Display	LED Digital Display	LED Digital Display	LED Digital Display	LED Digital Display	LED Digital Display
Independent washing temperature selection	Yes	Yes	Yes	Yes	Yes	Yes
Independent spinning speed selection	Yes	Yes	Yes	Yes	Yes	Yes
Delay start [h]	Yes	Yes	Yes	Yes	Yes	Yes
Start / Pause key	Yes	Yes	Yes	Yes	Yes	Yes
Countdown display	Yes	Yes	Yes	Yes	Yes	Yes
Washing cycle display	Yes	Yes	Yes	Yes	Yes	Yes
<b>Programmes</b>						
N° of programmes	15	16	23	16	23	23
Cotton	Yes	Yes	Yes	Yes	Yes	Yes
Sintetic	Yes	Yes	Yes	Yes	Yes	Yes
Delicates	Yes	Yes	Yes	Yes	Yes	Yes
ECO	Yes	Yes	Yes	Yes	Yes	Yes
Wool	Yes	Yes	Yes	Yes	Yes	Yes
Hand wash	Yes	Yes	Yes	Yes	Yes	Yes
Quick [min]	Yes	Yes	Yes	Yes	Yes	Yes
Mix	Yes	Yes	Yes	Yes	Yes	Yes
Sport clothes	Yes	Yes	Yes	Yes	Yes	Yes
Baby clothes	Yes	Yes	Yes	Yes	Yes	Yes
Customized	Yes	Yes	Yes	Yes	Yes	Yes
Washing machine cleaning	Yes	No	Yes	No	Yes	Yes
Steam prewash	Yes	No	No	No	No	Yes
<b>Special functions</b>						
Prewash	Yes	Yes	Yes	Yes	Yes	Yes
Extra rinse	Yes	Yes	Yes	Yes	Yes	Yes
<b>Safety</b>						
Child-lock door	Yes	Yes	Yes	Yes	Yes	Yes
Anti-flooding system	Yes	Yes	Yes	Yes	Yes	Yes
<b>Power and water connection</b>						
Voltage range [V]	220-240	220-240	220-240	220-240	220-240	220-240
Frecuency [Hz]	50	50	50	50	50	50
Rated power [W]	1.950	2.000	2.000	2.050	2.050	2.000
Rated current [A]	10	10	10	10	10	10
Type of plug	Schuko	Schuko	Schuko	Schuko	Schuko	Schuko
Power cord length [m]	1,5	1,5	1,5	1,5	1,5	1,5
Inlet water hose length [m]	1	1	1	1	1	1
Drain water hose length [m]	1,6	1,6	1,6	1,6	1,6	1,6

Washing standard programs: 40 °C and 60 °C cotton. (1) Class range from A +++ (more efficient) to G (less efficient). (2) Annual energy average consumption based on 220 standard wash cycles using 40°C and 60°C cotton program, full load and half load and low consumption program. (3) Annual water average consumption based on 220 standard wash cycles using 40 °C and 60 °C cotton program, full load and half load and low consumption program. The real water consumption depends on the conditions of use. (4) Class range from A (more efficient) to G (less efficient).

Code	925270559	925270558
EAN	8422248344463	8422248344456
Model	EWf-9400 I	EWS-8400 I
Finish	Built-in	Built-in
<b>Product fiche according to EU Regulation 2019/2023</b>		
Rated capacity (kg)	9	8-6
Height (cm)	83	83
Width (cm)	60	60
Depth (cm)	54	54
Energy Efficiency Index (EEI)	60	60-78,4
Energy efficiency class	A	B-E
Cleaning performance index	1,04	1,04 - 1,04
Rinsing effectiveness (g/kg)	5	5 - 5
Energy consumption in kWh [per cycle], based on the ECO programme	0,545	0,545 - 3,6
Water consumption in litres [per cycle], based on the ECO programme	48	48 - 90
Maximum temperature inside the treated textile (°C) - Rated Capacity	37	38
Maximum temperature inside the treated textile (°C) - Half Capacity	33	38
Maximum temperature inside the treated textile (°C) - Quarter Capacity	23	21
Remaining moisture content (%) - Rated capacity	53	53
Remaining moisture content (%) - Half capacity	53	53
Remaining moisture content (%) - Quarter capacity	53	53
Spin speed (rpm) - Rated capacity	1400	1400
Spin speed (rpm) - Half capacity	1400	1400
Spin speed (rpm) - Quarter capacity	1400	1400
Spin-drying efficiency class	B	B
Programme duration (h:min) - Rated capacity	3 : 38	3 : 38 - 9:30
Programme duration (h:min) - Half capacity	2 : 48	2 : 48 - 6:40
Programme duration (h:min) - Quarter capacity	2 : 48	2 : 48
Type	Built-in	Built-in
Airborne acoustical noise emissions in the spinning phase (dBA)	76	76
Airborne acoustical noise emission class (spinning phase)	B	B
Off-mode (W)	0,50	0,50
Standby mode (W)	1	1
Delay start (W)	4	4
<b>Product dimensions</b>		
Height min/max [mm]	830	830
Width [mm]	590	590
Depth [mm]	540	540
Adjustable legs	Yes	Yes
<b>Cabinet and door dimensions</b>		
Minimum cabinet height [mm]	840	840
Minimum cabinet width [mm]	600	600
Minimum cabinet depth [mm]	580	580
<b>General features</b>		
Loading type	Front	Front
Motor type	Silence Inverter	Silence Inverter
Hatch door diameter [cm]	31	31
Drum type	Stainless Steel	Stainless Steel
Filter system	Accessible	Accessible
Foam reduction system	Accessible	Accessible
Load self adjustment	Yes	Yes
<b>Control</b>		
Control type	LED Digital Display	LED Digital Display
Independent washing temperature selection	Yes	Yes
Independent spinning speed selection	Yes	Yes
Delay start [h]	Yes	Yes
Start / Pause key	Yes	Yes
Countdown display	Yes	Yes
Washing cycle display	Yes	Yes
<b>Programmes</b>		
N° of programmes	16	16
Cotton	Yes	Yes
Sintetic	Yes	Yes
Delicates	Yes	Yes
ECO	Yes	Yes
Wool	Yes	Yes
Hand wash	Yes	Yes
Quick [min]	Yes	Yes
Mix	Yes	Yes
Sport clothes	Yes	Yes
Baby clothes	Yes	Yes
Customized	Yes	Yes
Washing machine cleaning	No	-
Steam prewash	Yes	-
<b>Special functions</b>		
Prewash	Yes	Yes
Extra rinse	Yes	Yes
<b>Safety</b>		
Child-lock door	Yes	Yes
Anti-flooding system	Yes	Yes
<b>Power and water connection</b>		
Voltage range [V]	220-240	220-240
Frequency [Hz]	50	50
Rated power [W]	1.950	1.900
Rated current [A]	10	10
Type of plug	Schuko	Schuko
Power cord length [m]	1,5	1,5
Inlet water hose length [m]	1	1
Drain water hose length [m]	1,6	1,6

Code	936270487
EAN	8422248344470
Model	ESC-8161 WH
Finish	White
<b>Product fiche</b>	
Capacity cotton [kg]	8
Delicate textiles drying capacity [kg]	1
Dryer type	Condensation
Energy efficiency class (2)	B
Total annual energy consumption [kWh/year] (3)	561
Energy consumption - cotton full load [kWh]	4,74
Energy consumption - cotton half load [kWh]	2,56
Energy consumption - off mode [W]	0,28
Energy consumption in standby (left-mode) [W]	0,8
Standby time (left-on mode) [min]	10
Drying time - cotton full load [min]	140
Drying time - cotton half load [min]	90
Average drying time - cotton full load [min]	112
Condensation efficiency class	B
Condensation efficiency - cotton full load [%]	80,1
Condensation efficiency - cotton half load [%]	80,1
Average condensation efficiency - cotton [%]	80,1
Noise level drying [db(A)]	69
<b>General features</b>	
Loading type	Front
Built-in / free-standing	Free-standing
Self adjusting consumption according to load	✓
Drum volume [l]	109
Door measurement [cm]	37,5
Removable condensator cuvette	✓
Water tank for steam [l]	4,8
Moisture monitoring system	✓
Floss filter	✓
Reversing system: double sense movement	✓
Quick dry	✓
Feet and wheels	2 feets and 2 wheels
<b>Control</b>	
Delayed start programme key	✓
Selection block key	✓
Blocked filter indicator	✓
Anti-crease key	✓
On/Off key	✓
Start delay options [h]	3-6-9-12
Programme and display	LED
Start/pause programme key	✓
In operation indicator	✓
Anti-crease indicator	✓
Selection blocked indicator	✓
End of cycle indicator	✓
Programming control type	Mechanic
Acoustic indicator for programme ended	✓
Full tank indicator	✓
<b>Programming</b>	
Extra time programme	2
Vapour programme (antireasers)	60' and 30'
Quick programme [min]	45'
N° of total drying programmes	16
Ventilation programme (aeration)	✓
Easy-iron programme	✓
Automatic programme	✓
Jeans programme	✓
Cotton programme	✓
Sintetic programme	✓
Delicates programme	2
Sport programme	✓
Mixed programme	✓
<b>Safety systems</b>	
Heating safety	✓
<b>Connection</b>	
Current [A]	12
Voltage [V] / Frequency [Hz]	220-240 / 50
Total power [W]	2700
<b>Dimensions</b>	
Height with worktop [mm]	845
Height without worktop [mm]	815
Width [mm]	595
Dimensions depth [mm]	615
<b>Power connection</b>	
Voltage range [V]	220-240
Frequency [Hz]	50
Rated power [W]	2700
Rated current [A]	16
Type of plug	Schuko
Power cord length [mm]	1,6



### UNDERMOUNT

**MAKALU BE 50X40 1C R-10** P. 212  
Cod.: 950270029 EAN: 8422248081177



- » 1,2 mm thickness 304 stainless steel undermount sink installation sink
- » 1 square with inverted pyramid surface bowl
- » 20 cm bowl depth
- » Noise absorber foam
- » Bowl anti condensation coating
- » Installation in 60 cm furniture

**MAKALU BE 45X40 1C R-10** P. 213  
Cod.: 950270031 EAN: 8422248081191



- » 1,2 mm thickness 304 stainless steel undermount sink installation sink
- » 1 square with inverted pyramid surface bowl
- » 20 cm bowl depth
- » Noise absorber foam
- » Bowl anti condensation coating
- » Installation in 60 cm furniture

**MAKALU BE 40X40 1C PLUS R-10** P. 214  
Cod.: 950270033 EAN: 8422248081450



- » 1,2 mm thickness 304 stainless steel undermount sink installation sink
- » 1 square with inverted pyramid surface bowl
- » 25 cm bowl depth
- » Noise absorber foam
- » Bowl anti condensation coating
- » Installation in 50 cm furniture

**MAKALU BE 40X40 1C R-10** P. 215  
Cod.: 950270027 EAN: 8422248081153



- » 1,2 mm thickness 304 stainless steel undermount sink installation sink
- » 1 square with inverted pyramid surface bowl
- » 20 cm bowl depth
- » Noise absorber foam
- » Bowl anti condensation coating
- » Installation in 50 cm furniture

### UNDERMOUNT

**FUJI BE 50X40 1C** P. 2156  
Cod.: 950270023 EAN: 8422248081443



- » 0,7 mm thickness 304 stainless steel undermount sink installation sink
- » 1 square bowl
- » 18 cm bowl depth
- » Noise absorber foam
- » Installation in 60 cm furniture

**FUJI BE PLUS 40X40 1C** P. 217  
Cod.: 950270025 EAN: 8422248081139



- » 0,7 mm thickness 304 stainless steel undermount sink installation sink
- » 1 square bowl
- » 20 cm bowl depth
- » Noise absorber foam
- » Installation in 50 cm furniture

**FUJI BE 40X40 1C** P. 218  
Cod.: 950270035 EAN: 8422248093309



- » 0,7 mm thickness 304 stainless steel undermount sink installation sink
- » 1 square bowl
- » 18 cm bowl depth
- » Noise absorber foam
- » Installation in 50 cm furniture

**FUJI BE 34X40 1C** P. 219  
Cod.: 950270019 EAN: 8422248081085



- » 0,7 mm thickness 304 stainless steel undermount sink installation sink
- » 1 square bowl
- » 18 cm bowl depth
- » Noise absorber foam
- » Installation in 45 cm furniture

### COUNTERTOP

**VELETA SE 80 2C** P. 220  
Cod.: 950270036 EAN: 8422248112512



- » 0,8 mm thickness 304 stainless steel built-in countertop sink
- » 2 square bowls
- » 18 cm bowl depth
- » Noise absorber foam
- » Installation in 80 cm furniture

**VELETA SE 86 1C1E ED** P. 221  
Cod.: 950270043 EAN: 8422248198288



- » 0,8 mm thickness 304 stainless steel built-in countertop sink
- » 1 square bowl and 1 draining rack
- » Right draining rack
- » 18 cm bowl depth
- » Noise absorber foam
- » Installation in 45 cm furniture

**VELETA SE 86 1C1E EI** P. 222  
Cod.: 950270037 EAN: 8422248112529



- » 0,8 mm thickness 304 stainless steel built-in countertop sink
- » 1 square bowl and 1 draining rack
- » Left draining rack
- » 18 cm bowl depth
- » Noise absorber foam
- » Installation in 45 cm furniture

**VELETA SE 79 1C1E ED** P. 223  
Cod.: 950270040 EAN: 8422248190640



- » 0,8 mm thickness 304 stainless steel built-in countertop sink
- » 1 square bowl and 1 draining rack
- » Right draining rack
- » 18 cm bowl depth
- » Noise absorber foam
- » Installation in 45 cm furniture

### COUNTERTOP

**VELETA SE 79 1C1E EI** P. 224  
Cod.: 950270038 EAN: 8422248112536



- » 0,8 mm thickness 304 stainless steel built-in countertop sink
- » 1 square bowl and 1 draining rack
- » 18 cm bowl depth
- » Left draining rack
- » Noise absorber foam
- » Installation in 45 cm furniture

**VELETA SE 50 1C** P. 225  
Cod.: 950270017 EAN: 8422248081061



- » 0,7 mm thickness 304 stainless steel built-in countertop sink
- » 1 square bowl
- » 19 cm bowl depth
- » Noise absorber foam
- » Installation in 50 cm furniture

**K2 SE 84 2C** P. 226  
Cod.: 950270009 EAN: 8422248080989



- » 0,8 mm thickness 304 stainless steel built-in countertop sink
- » 2 round bowls
- » 18 cm bowl depth
- » Noise absorber foam
- » Installation in 80 cm furniture

**K2 SE 84 1C1E REV** P. 227  
Cod.: 950270011 EAN: 8422248081009



- » 0,7 mm thickness 304 stainless steel built-in countertop sink
- » 1 round bowl and 1 draining rack
- » 18 cm bowl depth
- » Noise absorber foam
- » Installation in 45 cm furniture

### COUNTERTOP

**K2 SE 49 1C** P. 228  
Cod.: 950270042 EAN: 8422248190657



- » 0,7 mm thickness 304 stainless steel built-in countertop sink
- » 1 round bowl
- » Noise absorber foam
- » 20 cm bowl depth
- » Installation in 45 cm furniture

**K2 SE 45 1C** P. 229  
Cod.: 950270013 EAN: 8422248081023



- » 0,7 mm thickness 304 stainless steel built-in countertop sink
- » 1 round bowl
- » 18 cm bowl depth
- » Noise absorber foam
- » Installation in 45 cm furniture

**K2 SE 47 1C** P. 230  
Cod.: 950270005 EAN: 8422248080941



- » 0,7 mm thickness 304 stainless steel built-in countertop sink
- » 1 square bowl
- » 18 cm bowl depth
- » Noise absorber foam
- » Installation in 50 cm furniture





## Broad range

When you cook for friends, when you tidy the table after a family meal or when you enjoy a little while alone, you want everything to be perfect.

The kitchen is a place where we want comfort for you and your family.

The sink is one of the most important elements of our kitchen, for the number of times we use it per day, and for being the area of food preparation or washing.

So, why not choosing a sink according to your needs and your likes? Edesa has it.

## Formats according to each kitchen

The Edesa range of sinks allows you to choose between different formats, so that you can pick the one you prefer and the one that best fits in your cooking place.

Round and casual shapes for the most classic ones, square shapes with rounded edges to make better use of space, and square shapes with straight edges for the most modernists.

One of the advantages of this last model is that the base in an inverted pyramid shape helps to drain better thanks to its pyramidal base and the radius of 10, preventing the formation of wells of stagnant water, dirt or lime stains of dried drops on the surface of the bowl.



## Edesa for life

We know that the market is looking for quality and durability in its products, that is why we are committed to you and we offer you **50 years** of guarantee for your sink. Almost a whole life!.

*(Excluded from the Warranty, damages caused by the wear of accessories, gaskets, rubbers etc., as well as the damages caused by improper handling, improper use or use of abrasive products or substances)*



Años garantía  
Years warranty  
Anos de garantia  
Ans de garantie  
Jahres garantie


## On worktop or under worktop

There are mainly two types of installation.

The first one, on top, is the most common installation system. It is where the sink rests on the worktop itself and it is embedded.

Its installation is very fast and simple, thanks to the use of staples in the assembly.

The second option would be under worktop. This system of placement offers a completely smooth worktop and avoids the projections, since the sink is under the worktop. Thus, harmony and visual continuity are achieved in the kitchen, as well as facilitating cleaning.



## Our users do not settle for less, and you?

We reward the quality and durability of the product.

That is why all Edesa sinks are made with **Austenitic AISI 304 stainless steel** of the highest quality, to avoid any type of oxidation or corrosion due to water.

The material with which we manufacture these products is not porous, that makes its smooth and soft surface can be cleaned very easily.

Without forgetting that it is resistant for many years. The Edesa sinks have a **thickness of up to 1,2 mm of steel**, thus minimizing the scratches or the marks produced by the blows during use.

This steel in addition to providing brightness and strength, is the type of stainless steel of highest quality that exists in the market for the domestic environment.

**AISI  
304**

## e of edesa & e of ecological

The material with which we manufacture these AISI 304 stainless steel is **ecological**.

About **60 %** of the stainless steel used is recycled. We take care of the environment, because that is the way to take care of you.

The Makalu range of Edesa is groundbreaking and innovative, designed to please, with a unique style. It will be a key element in your kitchen.


The objective of the brand production team is to optimize the manufacturing processes and obtain quality products.

This time we want to surprise with a sink whose radius is 10. Something unusual in the market, because it requires advanced techniques in this area.

Aesthetically, it is unique and enhances even more the inverted pyramidal shape of the base of the sink.

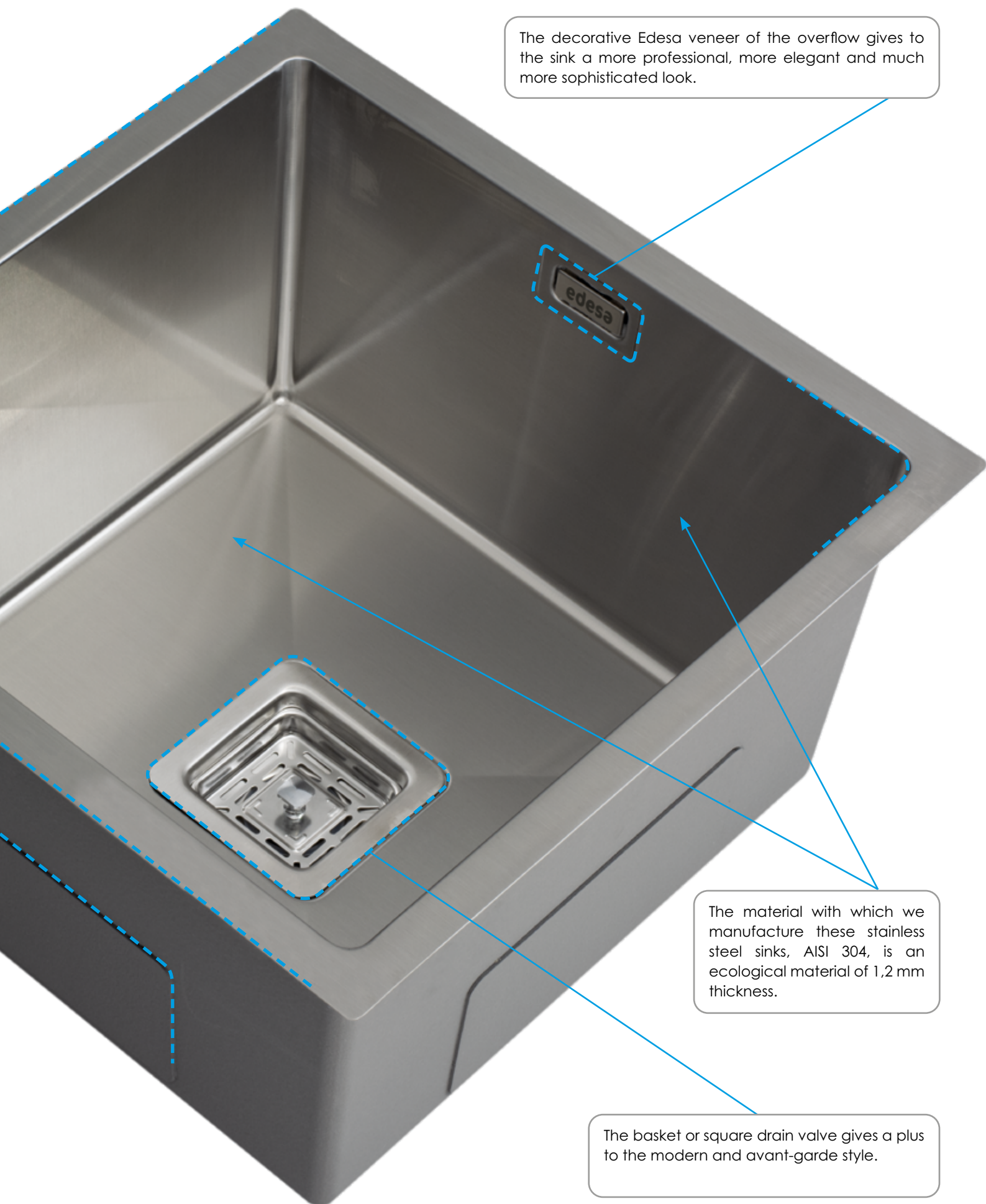
This type of sinks can be installed under worktop, your kitchen will look spectacular!

In addition to using noble materials, the entire sink is manufactured in a single piece, the joints are reinforced, the bowl is made with soundproofing elements, and the outer base is covered to minimize the noise as much as possible by dropping the pots into the bowl of cooking.



The base with the inverted pyramid shape facilitates the drainage of water. In addition, puddles or lime stains from dried drops at the base of the tray are avoided.





The decorative Edesa veneer of the overflow gives to the sink a more professional, more elegant and much more sophisticated look.

The material with which we manufacture these stainless steel sinks, AISI 304, is an ecological material of 1,2 mm thickness.

The basket or square drain valve gives a plus to the modern and avant-garde style.

### Square or round drain valve? You choose

Different formats for different personalities with Edesa.

If you prefer a classic style, you can choose the round basket type valve that includes the Veleta, K2 and Fuji ranges.

If you prefer something subtle and elegant, the best option is the Makalu range.



### The quietness and serenity in your home matter to us

All Edesa sinks are equipped with different elements that help the soundproofing when kitchen utensils are fallen or deposited inside.

The fact that the whole sink is manufactured in a single piece achieve to absorb better the noise.

The joints are reinforced with materials that avoid vibrations and minimize annoying noises, as much as possible, when throwing the cutlery and dishes inside the bowl.

### Accessories that facilitate assembly

All Edesa sinks include the necessary accessories for the installation in the correct way, either under the worktop or on the worktop.

### We win space with Edesa

Because it is much easier to turn and lift a pot when there is space, in Edesa, we think it is fundamental to gain as much space as possible.


Therefore, we emphasize our efforts in designing deeper basins, **up to 25 cm.**

This will allow us to obtain extra cubic centimeters, speeding up our movements and avoiding spilling water out of the bowl.

Never before was so easy to clean the oven trays or the paella pans.



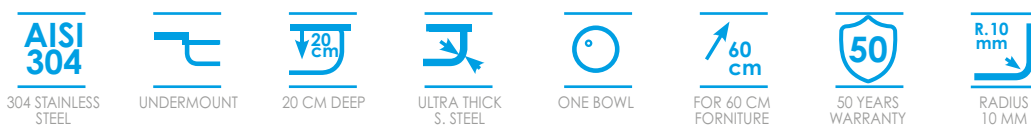


ACCESORIOS		
	MODEL / EAN-13	DESCRIPTION
DRAIN PIPE AND ROUND BASKET		
	<b>07699016</b> EAN-13: 8422248085724	Drain pipe for sinks with double square bowl, decorative sheet in rectangular overflow and drain valve. Drain tube, siphon and basket are included.
	<b>07699015</b> EAN-13: 8422248085717	Drain pipe for sinks with a single square bowl, decorative sheet in rectangular overflow and drain valve. Drain tube, siphon and basket are included.
	<b>07699002</b> EAN-13: 8422248084536	Drain pipe for sinks with double round bowl and drain valve. Drain tube, siphon and basket are included.
	<b>07699001</b> EAN-13: 8422248084529	Drain pipe for sinks with a single round bowl and drain valve. Drain tube, siphon and basket are included.
DRAIN TUBE AND SQUARE BASKET		
	<b>07699003</b> EAN-13: 8422248084543	Drain pipe for sinks with inverted pyramid base, with a single bowl, decorative sheet in rectangular overflow and square drain valve. Drain tube, siphon and basket are included.
FIXING CLIP		
	<b>07699006</b> EAN-13: 8422248084574	Fixing system in clip-on format for sinks on worktop.
	<b>07699007</b> EAN-13: 8422248084581	Fixing system in clip-on format for sinks on worktop.
	<b>07699008</b> EAN-13: 8422248084598	Fixing system in clip-on format for sinks under worktop.
EDESA OVERFLOW PLATE		
	<b>07699009</b> EAN-13: 8422248084604	Rectangular decorative metal sheet of the brand in overflow with satin finish.
METALLIC PLUG		
	<b>07699004</b> EAN-13: 8422248084550	Metallic plug for the tap hole.
SEALING TAPE		
	<b>07699013</b> EAN-13: 8422248084642	3.2 m tape to seal the base of the sink on the worktop.
	<b>07699014</b> EAN-13: 8422248084659	1.8 m tape to seal the base of the sink on the worktop.



#### MAKALU BE 50x40 1C R-10 S. steel 304

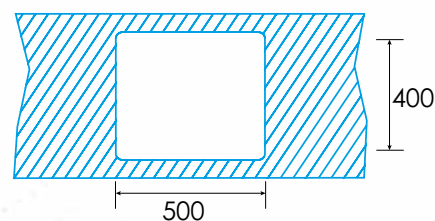

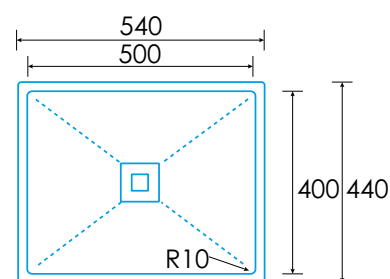
Cod.: 950270029 - EAN: 8422248081177



- » 1,2 mm thickness 304 stainless steel undermount sink
- » 1 square with inverted pyramid surface bowl
- » Sink without tap hole
- » 20 cm bowl depth
- » Noise absorber foam
- » Bowl anti condensation coating
- » Drainpipe with square 3 1/2" valve
- » Included accessories: square valve, syphon and overflow tube
- » Installation in 60 cm furniture

#### Pack of 5 sinks

Ean-13: 8422248081160 - Cod.: 950270028



\* measurements in mm



#### MAKALU BE 45x40 1C R-10 S. steel 304

Cod.: 950270031 - EAN: 8422248081191

**AISI 304**  
304 STAINLESS  
STEEL

UNDERMOUNT

20 CM  
DEEP

ULTRA THICK  
S. STEEL

ONE BOWL

60  
cm  
FOR 60 CM  
FURNITURE

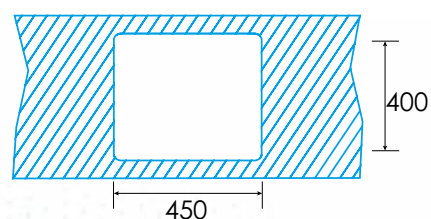
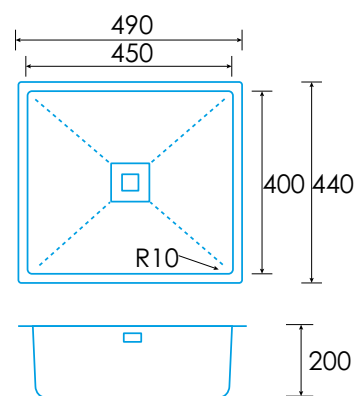
50  
YEARS  
WARRANTY

R. 10  
mm  
RADIUS  
10 MM

- » 1,2 mm thickness 304 stainless steel undermount sink
- » 1 square with inverted pyramid surface bowl
- » Sink without tap hole
- » 20 cm bowl depth
- » Noise absorber foam
- » Bowl anti condensation coating
- » Drainpipe with square 3 1/2" valve
- » Included accessories: square valve, syphon and overflow tube
- » Installation in 60 cm furniture

#### Pack of 5 sinks

Ean-13: 8422248081184 - Cod.: 950270030

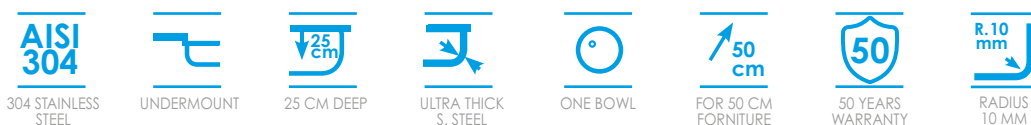


\* measurements in mm



#### MAKALU BE 40x40 1C PLUS R-10 S. steel 304

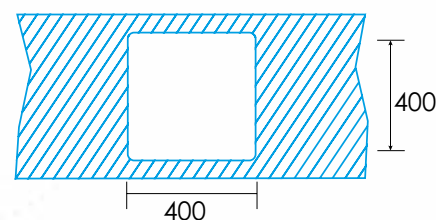
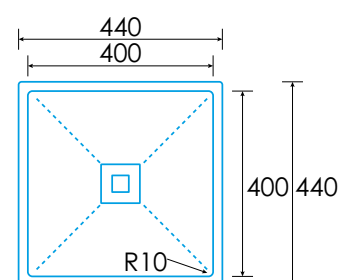
Cod.: 950270033 - EAN: 8422248081450



- » 1,2 mm thickness 304 stainless steel undermount sink
- » 1 square with inverted pyramid surface bowl
- » Sink without tap hole
- » 25 cm bowl depth
- » Noise absorber foam
- » Bowl anti condensation coating
- » Drainpipe with square 3 1/2" valve
- » Included accessories: square valve, syphon and overflow tube
- » Installation in 50 cm furniture

#### Pack of 5 sinks

Ean-13: 8422248081207 - Cod.: 950270032



\* measurements in mm



#### MAKALU BE 40x40 1C R-10 S. steel 304

Cod.: 950270027 - EAN: 8422248081153

**AISI 304**  
304 STAINLESS STEEL

UNDERMOUNT

20 CM DEEP

ULTRA THICK S. STEEL

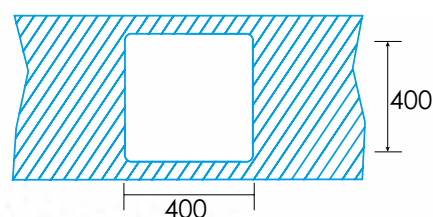
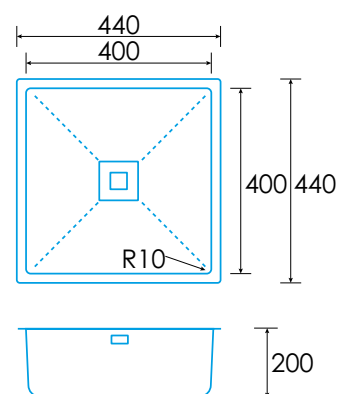
ONE BOWL

50 cm  
FOR 50 CM FURNITURE

50  
50 YEARS WARRANTY

R. 10 mm  
RADIUS 10 MM

- » 1,2 mm thickness 304 stainless steel undermount sink
- » 1 square with inverted pyramid surface bowl
- » Sink without tap hole
- » 20 cm bowl depth
- » Noise absorber foam
- » Bowl anti condensation coating
- » Drainpipe with square 3 1/2" valve
- » Included accessories: square valve, syphon and overflow tube
- » Installation in 50 cm furniture



#### Pack of 5 sinks

Ean-13: 8422248081146 - Cod.: 950270026

\* measurements in mm



#### FUJI BE 50x40 1C S. steel 304

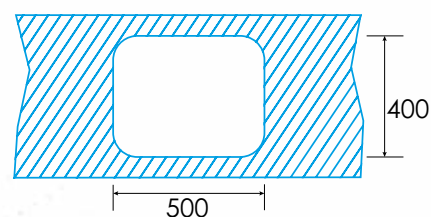

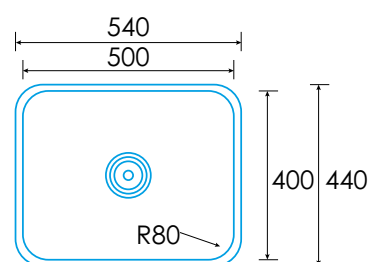
Cod.: 950270023 - EAN: 8422248081443



- » 0,7 mm thickness 304 stainless steel undermount sink
- » 1 square bowl
- » Sink without tap hole
- » 20 cm bowl depth
- » Noise absorber foam
- » Drainpipe with round 3 1/2" valve
- » Included accessories: round valve, tap cover, syphon and overflow tube
- » Installation in 60 cm furniture

#### Pack of 10 sinks

Ean-13: 8422248081115 - Cod.: 950270022



\* measurements in mm



#### FUJI BE PLUS 40x40 1C S. steel 304

Cod.: 950270025 - EAN: 8422248081139

**AISI 304**  
304 STAINLESS  
STEEL

UNDERMOUNT

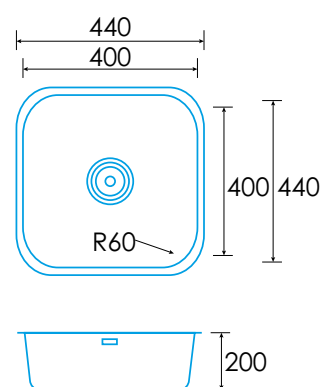
20 CM  
DEEP

ONE BOWL

50 CM  
FOR 50 CM  
FURNITURE

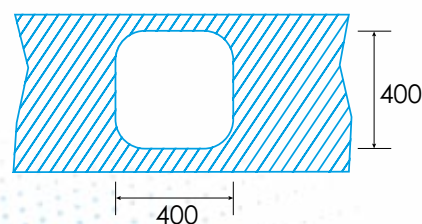
50  
YEARS  
WARRANTY

- » 0,7 mm thickness 304 stainless steel undermount sink
- » 1 square bowl
- » Sink without tap hole
- » 20 cm bowl depth
- » Noise absorber foam
- » Drainpipe with round 3 1/2" valve
- » Included accessories: round valve, syphon and overflow tube
- » Installation in 50 cm furniture



#### Pack of 15 sinks

Ean-13: 8422248081122 - Cod.: 950270024



\* measurements in mm



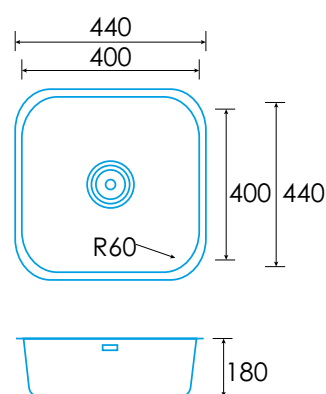


#### FUJI BE 40x40 1C S. steel 304

Cod.: 950270035 - EAN: 8422248093309

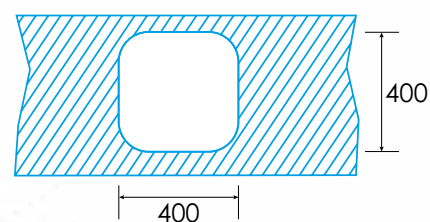


- » 0,7 mm thickness 304 stainless steel undermount sink
- » 1 square bowl
- » Sink without tap hole
- » 18 cm bowl depth
- » Noise absorber foam
- » Drainpipe with round 3 1/2" valve
- » Included accessories: round valve, syphon and overflow tube
- » Installation in 50 cm furniture



#### Pack of 15 sinks

Ean-13: 8422248081092 - Cod.: 950270020



\* measurements in mm

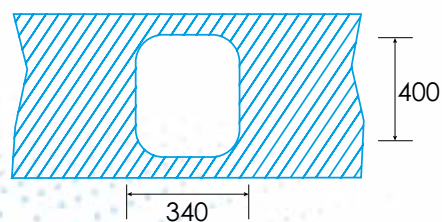
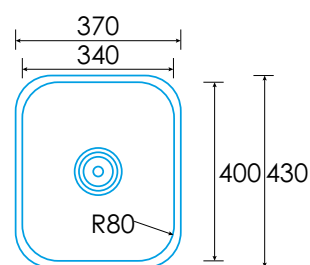


#### FUJI BE 34x40 1C S. steel 304

Cod.: 950270019 - EAN: 8422248081085



- » 0,7 mm thickness 304 stainless steel undermount sink
- » 1 square bowl
- » Sink without tap hole
- » 18 cm bowl depth
- » Noise absorber foam
- » Drainpipe with round 3 1/2" valve
- » Included accessories: round valve, syphon and overflow tube
- » Installation in 45 cm furniture



#### Pack of 15 sinks

Ean-13: 8422248081078 - Cod.: 950270018

\* measurements in mm



#### VELETA SE 80 2C S. steel 304

Cod.: 950270036 - EAN: 8422248112512

**AISI  
304**

304 STAINLESS  
STEEL



COUNTERTOP



20 CM DEEP



TWO BOWLS

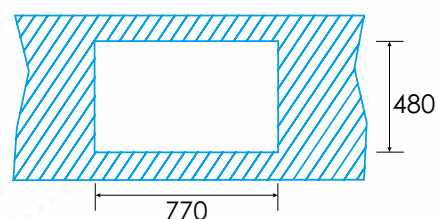
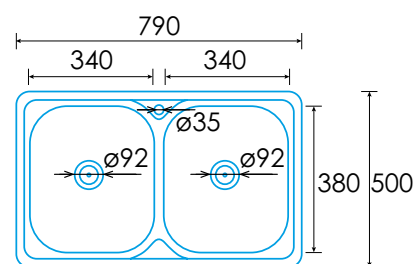


FOR 80 CM  
FURNITURE



50 YEARS  
WARRANTY

- » 0,8 mm thickness 304 stainless steel built-in countertop sink
- » 2 square bowls
- » Sink with tap hole
- » 20 cm bowl depth
- » Noise absorber foam
- » Drainpipe with round 3 1/2" valve
- » Included accessories: round valves, tap covers, syphon and overflow tube
- » Installation in 80 cm furniture



\* measurements in mm



#### VELETA SE 86 1C1E ED S. steel 304

Cod.: 950270043 - EAN: 8422248198288

**AISI 304**  
304 STAINLESS STEEL

COUNTERTOP

18 cm  
18 CM DEEP

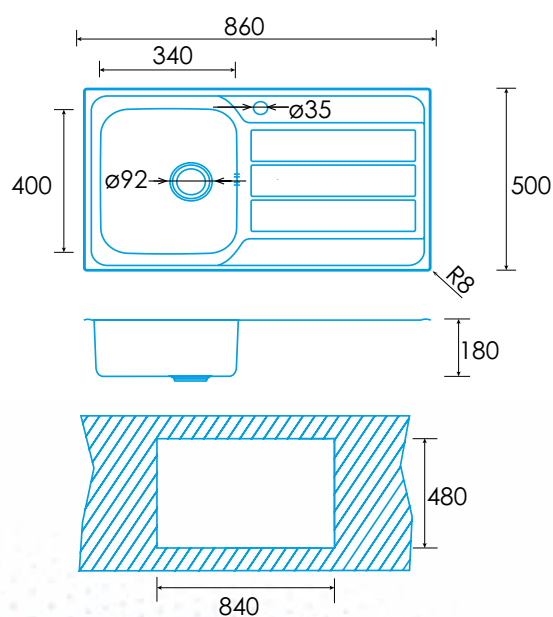
ONE BOWL

DRAINING RACK

50 cm  
FOR 50 CM FURNITURE

50  
50 YEARS WARRANTY

- » 0,8 mm thickness 304 stainless steel built-in countertop sink
- » 1 square bowl and 1 draining rack
- » Sink with tap hole
- » 18 cm bowl depth
- » Noise absorber foam
- » Drainpipe with round 3 1/2" valve
- » Included accessories: round valve, tap cover, syphon and overflow tube
- » Installation in 50 cm furniture



\* measurements in mm

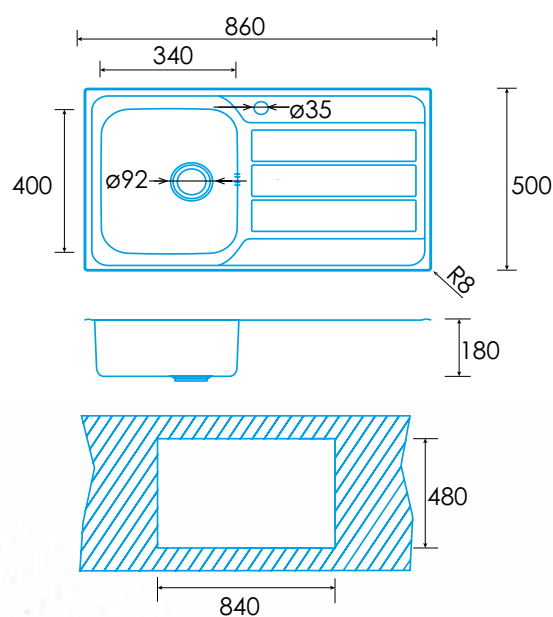


#### VELETA SE 86 1C1E EI S. steel 304

Cod.: 950270037 - EAN: 8422248112529



- » 0,8 mm thickness 304 stainless steel built-in countertop sink
- » 1 square bowl and 1 draining rack
- » Sink with tap hole
- » 18 cm bowl depth
- » Noise absorber foam
- » Drainpipe with round 3 1/2" valve
- » Included accessories: round valve, tap cover, syphon and overflow tube
- » Installation in 50 cm furniture



\* measurements in mm



#### VELETA SE 79 1C1E ED S. steel 304

Cod.: 950270040 - EAN: 8422248190640

**AISI 304**  
304 STAINLESS STEEL

COUNTERTOP

18 cm  
18 CM DEEP

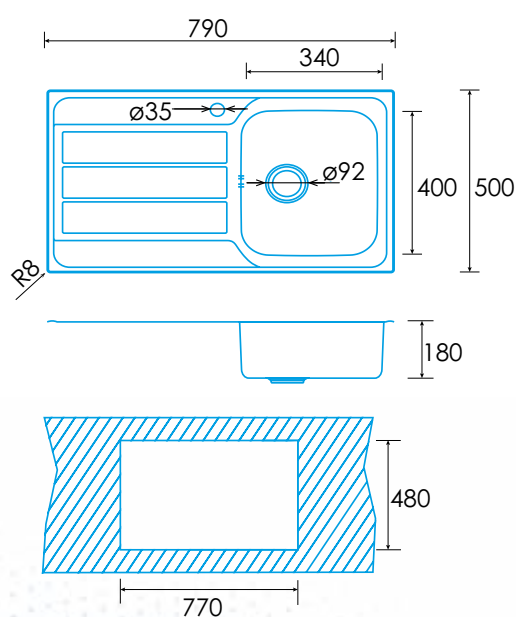
ONE BOWL

DRAINING RACK

45 cm  
FOR 45 CM FURNITURE

50  
50 YEARS WARRANTY

- » 0,8 mm thickness 304 stainless steel built-in countertop sink
- » 1 square bowl and 1 draining rack
- » Sink with tap hole
- » 18 cm bowl depth
- » Noise absorber foam
- » Drainpipe with round 3 1/2" valve
- » Included accessories: round valve, tap cover, syphon and overflow tube
- » Installation in 45 cm furniture



\* measurements in mm

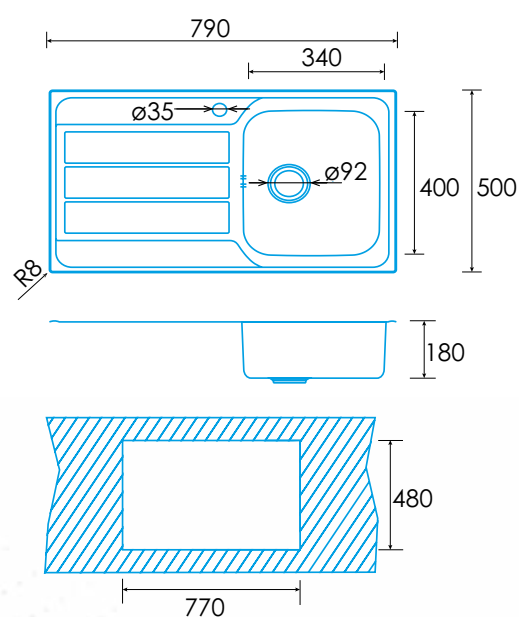


#### VELETA SE 79 1C1E EI S. steel 304

Cod.: 950270038 - EAN: 8422248112536



- » 0,8 mm thickness 304 stainless steel built-in countertop sink
- » 1 square bowl and 1 draining rack
- » Sink with tap hole
- » 18 cm bowl depth
- » Noise absorber foam
- » Drainpipe with round 3 1/2" valve
- » Included accessories: round valve, tap cover, syphon and overflow tube
- » Installation in 45 cm furniture



\* measurements in mm





#### VELETA SE 50 1C S. steel 304

Cod.: 950270017 - EAN: 8422248081061

**AISI 304**  
304 STAINLESS  
STEEL

COUNTERTOP

19 cm  
19 CM DEEP

ONE BOWL

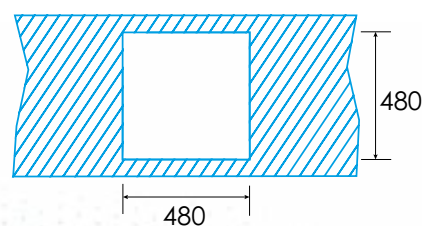
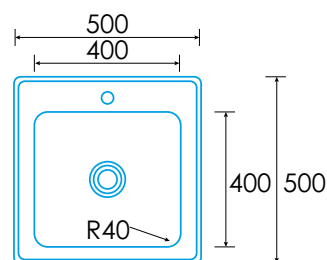
50 cm  
FOR 50 CM  
FURNITURE

50  
50 YEARS  
WARRANTY

- » 0,7 mm thickness 304 stainless steel built-in countertop sink
- » 1 square bowl
- » Sink with tap hole
- » 19 cm bowl depth
- » Noise absorber foam
- » Drainpipe with round 3 1/2" valve
- » Included accessories: round valve, tap cover, syphon and overflow tube
- » Installation in 50 cm furniture

#### Pack of 10 sinks

Ean-13: 8422248081054 - Cod.: 950270016



\* measurements in mm



#### K2 SE 84 2C S. steel 304

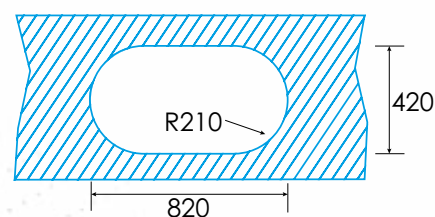
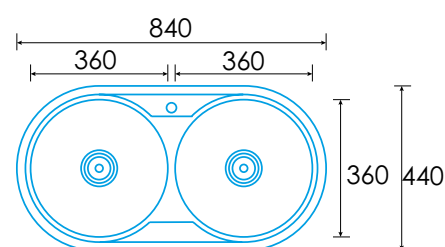
Cod.: 950270009 - EAN: 8422248080989



- » 0,8 mm thickness 304 stainless steel built-in countertop sink
- » 2 round bowls
- » Sink with tap hole
- » 18 cm bowl depth
- » Noise absorber foam
- » Drainpipe with round 3 1/2" valve
- » Included accessories: round valves, tap covers, syphon and overflow tube
- » Installation in 80 cm furniture

#### Pack of 5 sinks

Ean-13: 8422248080972 - Cod.: 950270008



\* measurements in mm



#### K2 SE 84 1C1E REV S. steel 304

Cod.: 950270011 - EAN: 8422248081009

**AISI 304**  
304 STAINLESS STEEL

**COUNTERTOP**

**18 cm**  
18 CM DEEP

**REVERSIBLE**

**ONE BOWL**

**DRAINING RACK**

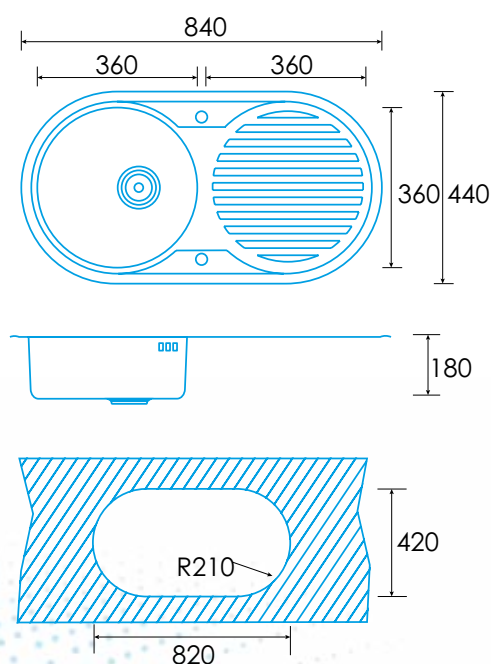
**45 cm**  
FOR 45 CM FURNITURE

**50**  
50 YEARS WARRANTY

- » 0,8 mm thickness 304 stainless steel built-in countertop sink
- » 1 round bowl and 1 draining rack
- » Reversible sink with tap hole
- » 18 cm bowl depth
- » Noise absorber foam
- » Drainpipe with round 3 1/2" valve
- » Included accessories: round valve, tap cover, syphon and overflow tube
- » Installation in 45 cm furniture

#### Pack of 10 sinks

Ean-13: 8422248080996 - Cod.: 950270010



\* measurements in mm

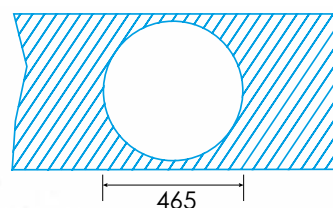
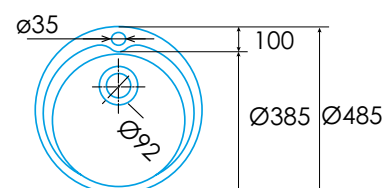


#### K2 SE 49 1C S. steel 304

Cod.: 950270042 - EAN: 8422248190657



- » 0,7 mm thickness 304 stainless steel built-in countertop sink
- » 1 round bowl
- » Sink with tap hole
- » 20 cm bowl depth
- » Noise absorber foam
- » Drainpipe with round 3 1/2" valve
- » Included accessories: round valve, syphon and overflow tube
- » Installation in 45 cm furniture

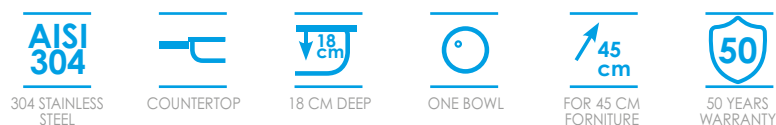


\* measurements in mm

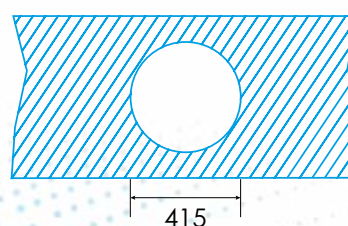
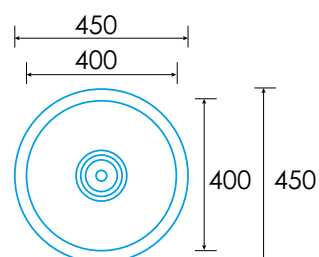


#### K2 SE 45 1C S. steel 304

Cod.: 950270013 - EAN: 8422248081023



- » 0,7 mm thickness 304 stainless steel built-in countertop sink
- » 1 round bowl
- » Sink without tap hole
- » 18 cm bowl depth
- » Noise absorber foam
- » Drainpipe with round 3 1/2" valve
- » Included accessories: round valve, syphon and overflow tube
- » Installation in 45 cm furniture



#### Pack of 12 sinks

Ean-13: 8422248081016 - Cod.: 950270012

\* measurements in mm



#### K2 SE 47 1C S. steel 304

Cod.: 950270005 - EAN: 8422248080941

**AISI  
304**

304 STAINLESS  
STEEL



COUNTERTOP



18 CM DEEP



ONE BOWL

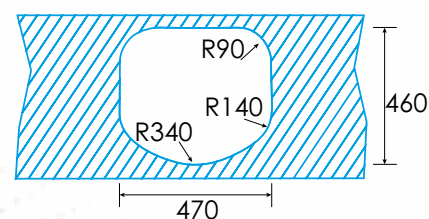
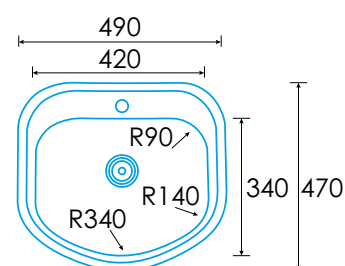


FOR 50 CM  
FURNITURE



50 YEARS  
WARRANTY

- » 0,7 mm thickness 304 stainless steel built-in countertop sink
- » 1 square bowl
- » Sink with tap hole
- » 18 cm bowl depth
- » Noise absorber foam
- » Drainpipe with round 3 1/2" valve
- » Included accessories: round valve, tap cover, syphon and overflow tube
- » Installation in 50 cm furniture



#### Pack of 12 sinks

Ean-13: 8422248080934 - Cod.: 950270004

\* measurements in mm

Code	950270029	950270031	950270033	950270027	950270023	950270025	950270035	950270019	950270036
EAN	8422248081177	8422248081191	8422248081450	8422248081153	8422248081443	8422248081139	8422248093309	8422248081085	8422248112512
Model	MAKALU BE 50x40 1C R-11	MAKALU BE 45x40 1C R-11	MAKALU BE 40x40 1C PLUS R-11	MAKALU BE 40x40 1C R-11	FUJI BE 50x40 1C	FUJI BE 40x40 1C PLUS	FUJI BE 40x40 1C	FUJI BE 34x40 1C	VELETA SE 80 2C / A
DIMENSIONS									
Cutout dimension (length x width) [mm]	500 x 400	450 x 400	400 x 400	400 x 400	500 x 400	400 x 400	400 x 400	400 x 340	780 x 480
Dimensions (length x width x depth) [mm]	540 x 440 x 200	490 x 440 x 200	440 x 440 x 250	440 x 440 x 200	530 x 440 x 180	440 x 440 x 200	440 x 440 x 180	370 x 430 x 180	800 x 500 x 180
GENERAL FEATURES									
Type of sink	Undermount	Undermount	Undermount	Undermount	Undermount	Undermount	Undermount	Undermount	Built-in countertop
Material	Stainless steel 304	Stainless steel 304	Stainless steel 304	Stainless steel 304	Stainless steel 304	Stainless steel 304	Stainless steel 304	Stainless steel 304	Stainless steel 304
Steel thickness [mm]	1,2	1,2	1,2	1,2	0,7	0,7	0,7	0,7	0,8
Colour	Steel	Steel	Steel	Steel	Steel	Steel	Steel	Steel	Steel
BOWL AND DRAINING RACK DETAILS									
Bowl quantity	1	1	1	1	1	1	1	1	2
Bowl form	Square with inverted pyramid surface	Square with inverted pyramid surface	Square with inverted pyramid surface	Square with inverted pyramid surface	Square	Square	Square	Square	Square
Draining rack	No	No	No	No	No	No	No	No	No
Draining rack form	-	-	-	-	-	-	-	-	-
Tap hole	No	No	No	No	No	No	No	No	Yes
Noise absorber foam	Yes	Yes	Yes	Yes	Yes	Yes	Yes	Yes	Yes
ACCESSORIES									
Drainpipe type	Square 3 1/2"	Square 3 1/2"	Square 3 1/2"	Square 3 1/2"	Round 3 1/2"	Round 3 1/2"	Round 3 1/2"	Round 3 1/2"	Round 3 1/2"
Drainpipe quantity	1	1	1	1	1	1	1	1	2
Overflow tube	Yes	Yes	Yes	Yes	Yes	Yes	Yes	Yes	Yes

Code	950270043	950270037	950270040	950270038	950270017	950270009	950270011	950270042	950270013	950270005
EAN	8422248198288	8422248112529	8422248190641	8422248112536	8422248081061	8422248080989	8422248081009	8422248190657	8422248081023	8422248080941
Model	VELETA SE 86 1C1E ED	VELETA SE 86 1C1E EI	VELETA SE 79 1C1E ED	VELETA SE 79 1C1E EI	VELETA SE 50 1C	K2 SE 84 2C	K2 SE 84 1C1E REVERSIBLE	K2 SE 49 1C	K2 SE 45 1C	K2 SE 47 1C
DIMENSIONS										
Cutout dimension (length x width) [mm]	840 x 480	840 x 480	770x480	770x480	480 x 480	820 x 420	820 x 420	Ø465	Ø415	470 x 460
Dimensions (length x width x depth) [mm]	860 x 500 x 180	860 x 500 x 180	790x500x180	790x500x180	500 x 500 x 180	840 x 440 x 180	840 x 440 x 180	485 x 160	450 x 450 x 180	490 x 470 x 180
GENERAL FEATURES										
Type of sink	Built-in countertop	Built-in countertop	Built-in countertop	Built-in countertop	Built-in countertop	Built-in countertop	Built-in countertop	Built-in countertop	Built-in countertop	Built-in countertop
Material	Stainless steel 304	Stainless steel 304	Stainless steel 304	Stainless steel 304	Stainless steel 304	Stainless steel 304	Stainless steel 304	Stainless steel 304	Stainless steel 304	Stainless steel 304
Steel thickness [mm]	0,8	0,8	0,8	0,8	0,7	0,8	0,7	0,7	0,7	0,7
Colour	Steel	Steel	Steel	Steel	Steel	Steel	Steel	Steel	Steel	Steel
BOWL AND DRAINING RACK DETAILS										
Bowl quantity	1	1	1	1	1	2	1	1	1	1
Bowl form	Square	Square	Square	Square	Square	Round	Round	Round	Round	Square rounded
Draining rack	Yes	Yes	Yes	Yes	No	No	Yes	No	No	No
Draining rack form	Square	Square	Square	Square	-	-	Round	-	-	-
Tap hole	Yes	Yes	Yes	Yes	Yes	Yes	Yes	Yes	No	Yes
Noise absorber foam	Yes	Yes	Yes	Yes	Yes	Yes	Yes	Yes	No	Yes
ACCESSORIES										
Drainpipe type	Round 3 1/2"	Round 3 1/2"	Round 3 1/2"	Round 3 1/2"	Round 3 1/2"	Round 3 1/2"	Round 3 1/2"	Round 3 1/2"	Round 3 1/2"	Round 3 1/2"
Drainpipe quantity	1	1	1	1	1	2	1	1	1	1
Overflow tube	Yes	Yes	Yes	Yes	Yes	Yes	Yes	Yes	Yes	Yes



### SEMI-PROFESSIONAL

**YOSEMITE PRO CROMO** P. 236  
Cod.: 951270016 EAN: 8422248102261



- » 304 stainless steel fixing-tap with satin finish style
- » Removable and rotatory 360° curved high semi-professional spout
- » Handle control on the right side of the tap
- » Shower function
- » Flexible M10x1x3/8" connections in stainless steel certified

**VICTORIA CROMO** P. 237  
Cod.: 951270020 EAN: 8422248110457



- » Two color brass fixing-tap with chromed finish style
- » Removable and rotatory 360° curved high semi-professional spout
- » Handle control on the right side of the tap
- » Shower function
- » Flexible M10x1x3/8" connections in stainless steel certified

### HIGH SPOUT

**MARO CROMO** P. 238  
Cod.: 951270021 EAN: 8422248110464



- » Brass fixing-tap with chromed finish style
- » Removable and rotatory 360° L line form, high spout
- » Ceramic cartridge
- » Cold start
- » Revolving stem 360°
- » Anti scale areator with 5 l/min flow limit
- » Flexible M10x1x3/8" connections in stainless steel certified

**NIAGARA INOX** P. 239  
Cod.: 951270022 EAN: 8422248110471



- » 304 stainless steel fixing-tap with satin finish style
- » Stainless Steel tap
- » Ceramic cartridge
- » Cold start
- » Revolving stem 360°
- » Anti scale areator with 5 l/min flow limit
- » Flexible M10x1x3/8" connections in stainless steel certified

### HIGH SPOUT

**NIAGARA CROMO** P. 240  
Cod.: 951270023 EAN: 8422248110488



**NEW**

- » Brass fixing-tap with chromed finish style
- » Ceramic cartridge
- » Cold start
- » Revolving stem 360°
- » Anti scale areator with 5 l/min flow limit

### LOW SPOUT

**SL CROMO** P. 241  
Cod.: 951270024 EAN: 8422248110495



**NEW**

- » Brass fixing-tap with chromed finish style
- » Ceramic cartridge
- » Revolving stem 360°
- » Anti scale areator with 5 l/min flow limit

## The mixer tap range that thinks of you

The brand opts for the mixer tap type, as it is the most requested by users.

It is the tap model that, with a single control, you can regulate both the flow of water and its temperature, thus achieving comfort and simplicity.

We adapt to the needs of the market, to offer the tap that best fits to your sink, either one or two bowls; and your kitchen.

## Are you looking for quietness and protection? With Edesa 5 more years

All taps include a 5-year warranty as standard to ensure your satisfaction.

This service offers the quality guaranteed by our qualified professionals.

Experience the protection that Edesa offers you, assured for a total of 5 years, the costs of repair and a service of qualified technical personnel and highly prepared for the repair and troubleshooting.



Años garantía  
Years warranty  
Anos de garantía  
Ans de garantie  
Jahres garantie

*Damage caused by the wear of accessories, sealing gasket, tubes, cartridges, filters, etc.; as well as the damages caused by improper handling, improper use or use of abrasive products or substances are excluded from the Warranty.*

## Filling the large pots is no longer a problem thanks to the taps with high spout

Before, when you gathered the family for a feast at home, scrubbing the large pots could be quite an odyssey.

Now, with Edesa, it is easier, thanks to the high spout taps, the useful space inside the sink is multiplied.



## Taps that can be extracted

That the tap is extractable up to 50 cm allows to direct the water jet to better rinse all the details of the most voluminous pots, the most fragile cups and tall glasses.



\* measurements in mm

### For those looking to save, the aeration system

Thanks to the diffuser system incorporated by the Edesa taps, a drastic saving of water and energy is achieved.

This is possible, thanks to combination of the flow of water with air, achieving a perfect and homogeneous pressure of the flow.

This aerator complies with the most stringent water saving regulations.

By limiting the water flow, you contribute to responsible consumption and save on your water and energy bill to generate hot water.

This aeration system is very easy to clean and installation.

### Scrubbing will now be much simpler

In addition to the jet in aeration mode, Edesa presents a second possibility for your kitchen.

The shower mode offers a wider wetting area, which allows to maximize the operating radius.

In this way, cleaning or rinsing a large surface does not require any effort.

### We have opted for chrome and satin

Do you want a shiny sink? In that case, the chrome finish is your best option. They have a brilliant silver tone that will give to your kitchen a distinctive touch.

If you prefer something more subtle and elegant, sinks with satin finish are our recommendation.

Its maintenance is very simple and it is resistant to bumps or scratches.



### With Edesa, 304 stainless steel and the best finishes

Edesa taps have a perfect finish thanks to the high quality materials with which they are manufactured.

To ensure a lasting and useful life of your tap, we make sure that both the interior and the exterior of it pass our most demanding quality and durability controls.

Both the pipe and the controls, and the rest of the parts that make up the tap, are made of non-porous stainless materials, avoiding corrosion or rust, and facilitating the cleaning of the smooth and thin surface.

\* measurements in mm

## A smooth and precise handling is possible with Edesa

The cartridges that incorporate all the taps of the range allow a concise and meticulous handling of the control.

Thanks to the ceramic material, the cartridges suffer less wear and offer a perfect closure throughout its useful life. Thus, we avoid the drip effect.

This accessory, included in all Edesa taps, has been examined and evaluated by the technical quality team in tests of half a million cycles of use, in order to demonstrate its reliability and durability in your home.



## he brass and the stainless steel

In Edesa we bet for the brass and the stainless steel for the outside. The latter is one of the most popular materials in our market, very easy to clean and highly resistant to oxidation.

The other most used material in the tap sector is brass, which results from copper and zinc alloy.

They are noble materials that provide a much longer useful life, even when they are in continuously contact with water.

## Cold opening

Cold-opening faucets are a revolutionary solution for saving energy and water in the home. Unlike traditional faucets, they open exclusively with cold water, reducing energy consumption by up to 80%<sup>1</sup>. Let me explain why they are so beneficial:

**Energy Savings:** cold-opening faucets eliminate the need to heat water for every use. By starting with cold water, only the amount needed is heated, which significantly reduces energy consumption.

**Consumption Awareness:** By having immediate access to the cold tap, users become more conscious of the amount of water they use. This encourages responsible and sustainable use.

**Cost Reduction:** By saving energy, electricity bills are also reduced. In addition, these faucets can help you save money on hot water consumption.

Cold opening.

At Edesa we give you solutions to save energy and water at home. Reduce energy consumption by up to 80 % by eliminating the need to heat water for each use. By starting with cold water, only the necessary amount is heated, which significantly reduces energy and hot water consumption.



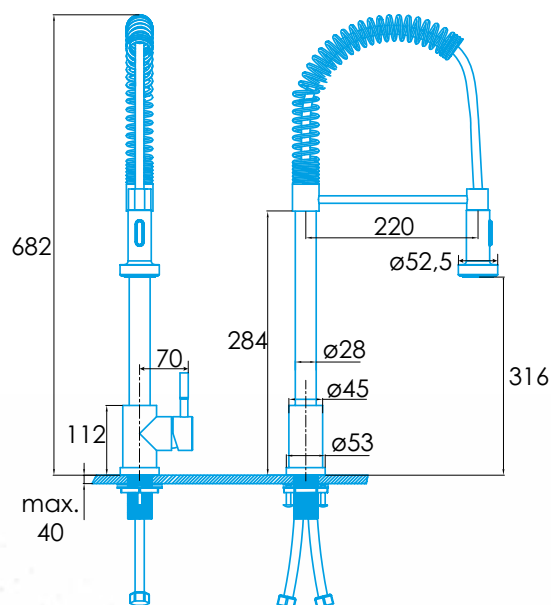


#### YOSEMITE PRO CROMO Chromed

Cod.: 951270016 - EAN: 8422248102261



- » Brass fixing-tap with chromed finish style
- » Removable and rotatory 360° curved high semi-profesional spout
- » Handle control on the right side of the tap
- » Anti-scale aerator system
- » Shower function
- » Sink or cooktop instalation available
- » Ceramic cartridge included
- » Triangular reinforcements for stable installation
- » Flexible connection tubes included



\* measurements in mm



## VICTORIA CROMO Chromed

Cod.: 951270020 - EAN: 8422248110457



SINGLE-LEVER



HIGH SPOUT



ROTATORY SPOUT



REMOVABLE SPOUT



"SHOWER" FUNCTION

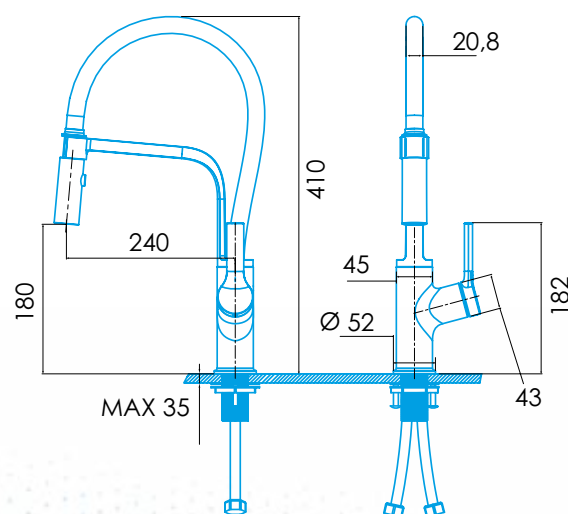


ANTI-SCALE AERATOR SYSTEM



5 YEARS WARRANTY

- » 304 stainless steel fixing-tap with satin finish style
- » Removable and rotatory 360° curved high semi-profesional spout
- » Handle control on the right side of the tap
- » Anti-scale aerator system
- » Shower function
- » Sink or cooktop instalation available
- » Ceramic cartridge included
- » Triangular reinforcements for stable installation
- » Flexible connection tubes included



\* measurements in mm



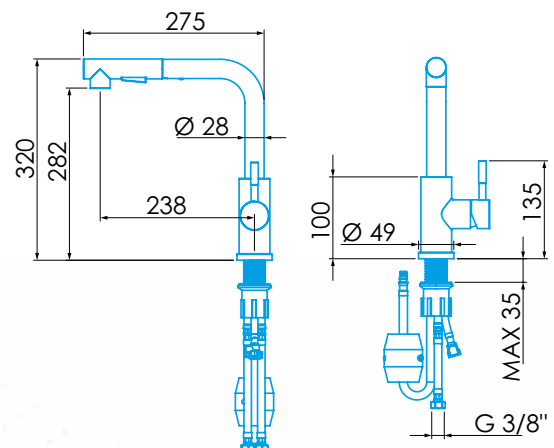


#### MARO CROMO Chromed

Cod.: 951270021 - EAN: 8422248110464



- » Brass fixing-tap with chromed finish style
- » Removable and rotatory 360° L line form, high spout
- » Handle control on the right side of the tap
- » Anti-scale aerator system
- » Shower function
- » Sink or cooktop instalation available
- » Ceramic cartridge included
- » Triangular reinforcements for stable installation
- » Flexible connection tubes included
- » Cold opening
- » Anti-limescale aerator with flow reducer to 5 l/min



\* measurements in mm



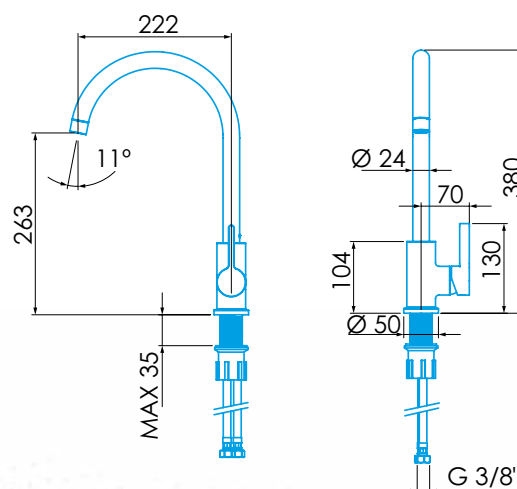


#### NIAGARA INOX Satin

Cod.: 951270022 - EAN: 8422248110471



- » 304 stainless steel fixing-tap with satin finish style
- » Rotatory 360° curved high spout
- » Handle control on the right side of the tap
- » Anti-scale aerator system
- » Sink or cooktop instalation available
- » Ceramic cartridge included
- » Triangular reinforcements for stable installation
- » Flexible connection tubes included
- » Cold opening
- » Anti-limescale aerator with flow reducer to 5 l/min



\* measurements in mm



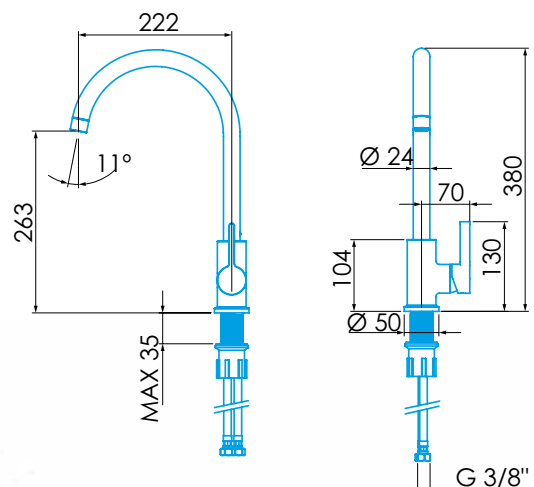
#### NIAGARA CROMO Chromed

**NEW**

**Cod.:** 951270023 - **EAN:** 8422248110488



- » Brass fixing-tap with chromed finish style
- » Rotatory 360° curved high spout
- » Handle control on the right side of the tap
- » Anti-scale aerator system
- » Sink or cooktop instalation available
- » Ceramic cartridge included
- » Triangular reinforcements for stable installation
- » Flexible connection tubes included
- » Cold opening
- » Anti-limescale aerator with flow reducer to 5 l/min



\* measurements in mm



#### SL CROMO Chromed

**NEW**

Cod.: 951270024 - EAN: 8422248110495



SINGLE-LEVER



ROTATORY SPOUT

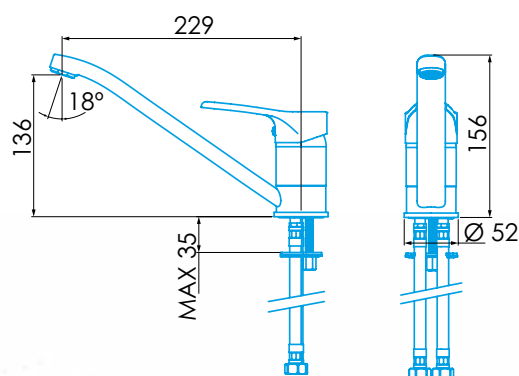


ANTI-SCALE  
AERATOR SYSTEM



5 YEARS  
WARRANTY

- » Brass fixing-tap with chromed finish style
- » Rotatory 360° line form short spout
- » Handle control on the frontal of the tap
- » Anti-scale aerator system
- » Sink or cooktop instalation available
- » Ceramic cartridge included
- » Triangular reinforcements for stable installation
- » Flexible connection tubes included
- » Cold opening
- » Anti-limescale aerator with flow reducer to 5 l/min



\* measurements in mm

<b>Code</b>	<b>951270016</b>	<b>951270020</b>	<b>951270021</b>
<b>EAN</b>	84222481102261	8422248110457	8422248110464
<b>Model</b>	<b>YOSEMITE PRO CROMO</b>	<b>VICTORIA CROMO</b>	<b>MARO CROMO</b>
<b>DIMENSIONS</b>			
Dimensions (diameter, lenght) of spout braided hose [", cm]	3/8, 50	3/8, 36	3/8, 36
Product dimensions (height x width x depth) [mm]	682 x 273 x 96,5	510 x 96 x 282	294 x 275 x 90
<b>GENERAL FEATURES</b>			
Water tap type	Single-lever	Single-lever	Single-lever
Material	Brass	Stainless steel 304	Brass
Material of handle	Zinc	Stainless steel 304	Cast
Material of spout braided hose	Stainless steel 304	Silicone	Stainless steel
Finish style	Chrome	Satin	Chrome
Installation place	Sink, cooktop	Sink, cooktop	Sink, cooktop
Flow limiter (l/min)	12	5	5
<b>SPOUT AND CONTROL DETAILS</b>			
Spout type	Long	Long	Long
Spout form	Semi-professional	Semi-professional	L form
Removable spout	Yes	Yes	Yes
Rotatory spout	Yes / 360°	Yes / 360°	Yes / 360°
Airy spout	Yes	Yes	Yes
Shower function	Yes	Yes	Yes
Control type	Handle	Handle	Handle: Cold opening
Control position	Right side	Right side	Right side
<b>ACCESSORIES</b>			
Cartridge type	Ceramic	Ceramic	Ceramic
Installation triangle	Yes	Yes	Yes
<b>Code</b>	<b>951270022</b>	<b>951270023</b>	<b>951270024</b>
<b>EAN</b>	8422248110471	8422248110488	8422248110495
<b>Model</b>	<b>NIAGARA INOX</b>	<b>NIAGARA CROMO</b>	<b>SL CROMO</b>
<b>DIMENSIONS</b>			
Dimensions (diameter, lenght) of spout braided hose [", cm]	3/8, 36	3/8, 36	3/8, 36
Product dimensions (height x width x depth) [mm]	380 x 230 x 95	380 x 230 x 95	260 x 156 x 52
<b>GENERAL FEATURES</b>			
Water tap type	Single-lever	Single-lever	Single-lever
Material	Stainless Steel	Brass	Brass
Material of handle	Stainless Steel	Cast	Cast
Material of spout braided hose	Stainless steel	Stainless steel	Stainless steel
Finish style	Chrome	Chrome	Chrome
Installation place	Sink, cooktop	Sink, cooktop	Sink, cooktop
Flow limiter (l/min)	5	5	5
<b>SPOUT AND CONTROL DETAILS</b>			
Spout type	Long	Long	Short
Spout form	Curved	Curved	Line
Removable spout	No	No	No
Rotatory spout	Yes / 360°	Yes / 360°	Sí / 360°
Airy spout	Yes	Yes	Yes
Shower function	No	No	No
Control type	Handle: Cold opening	Handle: Cold opening	Handle: Cold opening
Control position	Right side	Right side	Right side
<b>ACCESSORIES</b>			
Cartridge type	Ceramic	Ceramic	Ceramic
Installation triangle	Yes	Yes	Yes



		LOADINGS					LOADINGS		
CODE	MODEL	40HC	40'	20'	CODE	MODEL	40HC	40'	20'
922272058	EIT-7422 DD B	392	392	196	932271883	ECV-9831 GBK	300	240	108
922272023	EIM-9530 R	945	860	400	932271894	ECV-9831 GWH	300	240	108
922272024	EIM-8430 R	990	900	420	932271905	ECB-9831 XGBK	308	273	134
922272052	EIM-6422 B	1440	1200	550	932271906	ECB-9831 XGWH	308	273	134
922272019	EIM-6331 HT BQ B	1440	1200	550	932271907	ECB-7831 XGBK	360	360	168
922272040	EIMS-6332 B	1440	1200	550	932271908	ECB-7831 XGWH	360	360	168
922272043	EIMS-6330 B BK	1440	1200	550	932271909	ECB-9611 X	300	288	144
922272044	EIMS-6330 B WH	1440	1200	550	932271910	ECB-7611 X	375	360	168
922272014	EIM-6330 B	1440	1200	550	932271911	ECB-6611 X	425	408	192
922272048	EIM-6328 B WH	1440	1200	550	932271886	ECB-9411 X	576	480	224
922272018	EIR-6331 B	1440	1200	550	932271887	ECB-7411 X	720	600	292
922272046	EIS-6330 R	1400	1200	550	932271888	ECB-6411 X	828	680	332
922272039	EIT-6329 B	1440	1200	550	932271915	ECP-9611 X	384	336	164
922272051	EIT-6328 R	1440	1200	550	932271916	ECP-7611 X	480	420	208
922272047	EIS-3220 B	1100	2300	2700	932271917	ECP-6611 X	556	488	236
922272041	EVT-6422 R	1440	1200	550	932271889	ECP-9411 X	576	480	240
922272049	EVT-6328 B	1440	1200	550	932271890	ECP-7411 X	720	600	292
922272050	EVT-6328 R	1800	1800	900	932271891	ECP-6411 X	828	680	332
922272064	EVT-3220 B /B	1100	2300	2700	932271918	ECG-9832 X	424	376	184
922272067	EGG-9051 TI TR CI N	768	672	336	932271941	ECG-8632 GBK	950	840	400
922272068	EGG-7551 TI TR CI N	1015	880	410	932271942	ECG-8632 GWH	950	840	400
922272069	EGG-6041 TI TR CI N	1152	1008	490	932271897	ECG-5831 GBK	955	846	415
922272070	EGG-6041 TI TR CI B	1152	1008	490	932271898	ECG-5831 GWH	955	846	415
922272071	EGX-6041 TI TR CI N	1152	1008	490	932271899	ECG-5811 X	966	828	396
922272072	EGX-6041 TI TR CI B	1152	1008	490	932271920	ECT-6411 X	1260	1080	540
922272073	EGX-6041 TI N	1152	1008	490	932271919	ECT-6411 WH	1260	1080	540
922272074	EGX-6041 TI B	1152	1008	490	932271921	ECS-6213 X	1372	1186	576
922272075	EGG-6031 TI TR CI N	1152	1008	490	932271922	ECS-6213 WH	1372	1186	576
922272076	EGG-6031 TI TR CI B	1152	1008	490	924271322	ESS-1832 NF EX	48	-	-
922272077	EGX-6031 TI TR CI N	1152	1008	490	924271321	EFC-2035 NF EX	57	-	-
922272078	EGX-6031 TI TR CI B	1152	1008	490	924271509	EFC-1822 NF GBK	76	-	-
922272079	EGG-3021 TI N	2065	1785	835	924271263	EFC-7832 DNF EX	64	-	-
922272080	EGX-3022 TI N	2065	1785	835	924271264	EFC-2032 NF EX	72	-	-
921270253	EOE-8411 P X	216	162	81	924271265	EFC-2032 NF WH	72	-	-
921270258	EOE-7050 FBK	228	171	85	924271320	EFC-1833 NF EX	76	-	-
921270259	EOE-7050 FWH	228	171	85	924271266	EFC-1832 NF EX	72	-	-
921270263	EOE-7040 BK	228	171	85	924271267	EFC-1832 NF WH	72	-	-
921270261	EOE-7040 WH	228	171	85	924271268	EFC-1821 NF EX	72	-	-
921270262	EOE-7040 X	228	171	85	924271269	EFC-1821 NF WH	72	-	-
921270264	EOE-6040 X	228	171	85	924271306	EFC-1822 NF WH	101	-	-
921270255	EOE-6020 X	228	171	85	924271305	EFC-1821 ST WH	105	-	-
921270256	EOE-5020 X	228	171	85	924271350	EFC-1711-I /C	72	-	-
921270260	EOE-5010 X	228	171	85	924271272	EFT-1711 EX	97	-	-
921270252	EOE-4530 X	284	284	140	924271273	EFT-1711 WH	97	-	-
921270217	EOE-4520 X	284	284	140	924271274	EFT-1611 WH	108	-	-
929270348	EMW-2530-IG XBK	530	440	215	924271275	EFT-1411 WH/B	144	-	-
929270349	EMW-2530-IG XWH	530	440	215	924271311	EFS-1823 NF EX	72	-	-
929270361	EMW-2530-IG BK	530	440	215	924271310	EZS-1823 NF EX	72	-	-
929270362	EMW-2530-IG WH	530	440	215	924271306	EFS-0813 WH	239	-	-
929270360	EMW-2510-IG X	420	408	195	924271308	EZS-0813 WH	239	-	-
929270347	EMW-2320-IG X	450	424	212	924271278	EFS-0814 WH	254	-	-
929270363	EMW-2020-IG BK	638	530	260	924271289	EFS-0911 WH	340	-	-
929270364	EMW-2020-IG WH	638	530	260	924271299	EFS-0411 WH	573	-	-
929270352	EMW-2010-IG XBK	603	504	239	924271290	EFS-0511 I	215	-	-
929270353	EMW-2010-IG XWH	603	504	239	924271291	EFS-0512 I	215	-	-
929270344	EMW-2020-IG X	450	400	200	924271292	EZS-0511 I	215	-	-
929270346	EMW-2020-I X	450	400	200	924271282	EZS-1732 NF	72	-	-
932271900	ECC-1832 WH	236	209	102	924271281	EZS-1412	144	-	-
932271901	ECV-9832 GBK	308	273	134	928271180	EZH-5011	60	38	18
932271902	ECV-9832 GWH	308	273	134	928271170	EZH-4211	70	48	20
932271903	ECV-7832 GBK	386	342	168	928271179	EZH-4111	69	46	25
932271904	ECV-7832 GWH	386	342	168	928271178	EZH-3511	75	50	28



The technical characteristics indicated in the catalogue must be verified by the THE MANUFACTURER.

Non-contractual photographs.

CATA Electrodomésticos S.L. reserves the right to modify the characteristics of its products without prior notice.

© Design, layout, images and content are the property of CATA Electrodomésticos S.L.







# edesa

# edesa

CATA ELECTRODOMÉSTICOS S.L.

Tlf: +34 938 594 100.- Fax +34 938 594 101.

[www.cata.es](http://www.cata.es) - [www.cnagroup.es](http://www.cnagroup.es) - [cna@cnagroup.es](mailto:cna@cnagroup.es)

Headquarters: c/ Anabel Segura, 11, Edif. A, 3a pl. 28108. Alcobendas (Madrid. Spain)

Factory: c/ del Ter, 2, Apdo. 9. 08570. Torelló (Barcelona. Spain)

CNA  
group

cata

edesa

NODOR

Apelson